



HOMeselect
PARIS

REAL ESTATE ANALYSES
PARISIAN MARKET



1st March 2024

AIM OF THIS DOCUMENT



This document provides the main statistics on the Parisian real estate market.

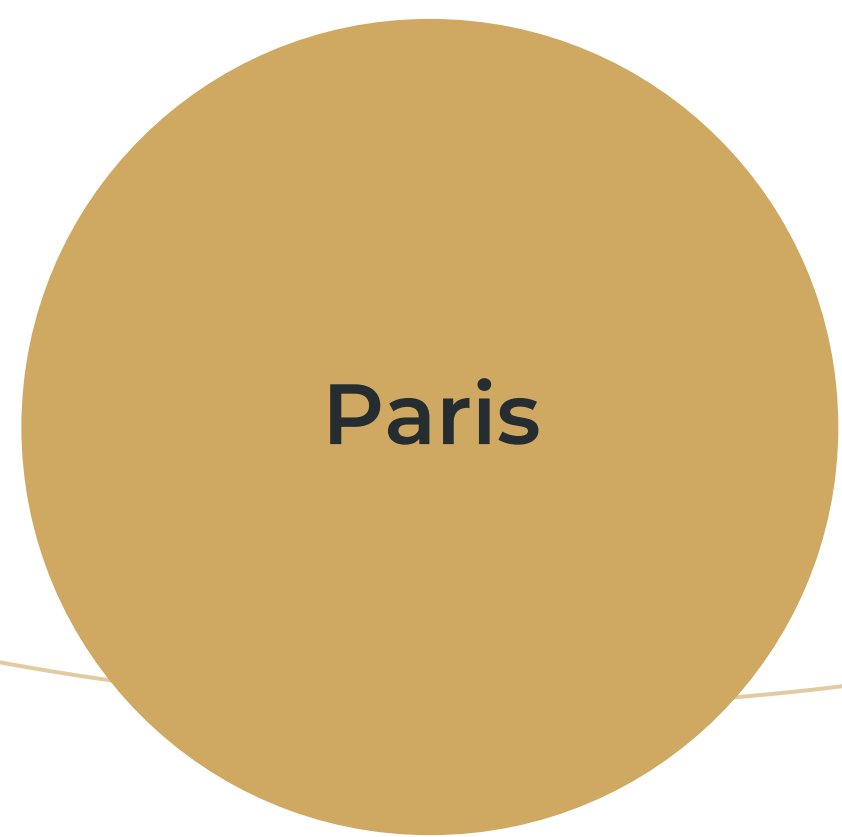
- Geographic area : Paris and its districts, Boulogne-Billancourt
- Sources : Ads from the **main real estate websites**
- Properties : **Old flats only**
- Prices : **agency fees included**

Happy reading !
HOME SELECT PARIS

CLICK ON YOUR **DISTRICT**



- Paris
- Paris 1st
- Paris 2nd
- Paris 3rd
- Paris 4th
- Paris 5th
- Paris 6th
- Paris 7th
- Paris 8th
- Paris 9th
- Paris 10th
- Paris 11th
- Paris 12th
- Paris 13th
- Paris 14th
- Paris 15th
- Paris 16th
- Paris 17th
- Paris 18th
- Paris 19th
- Paris 20th
- Boulogne-Billancourt
- Contact us



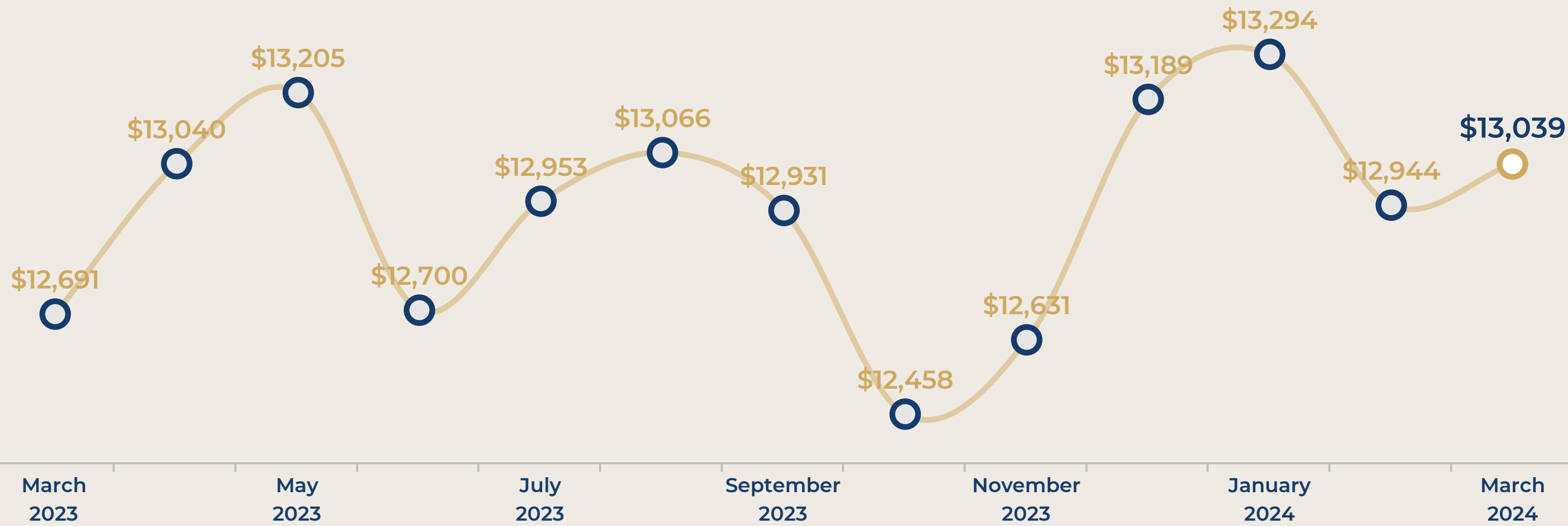
Paris



EVOLUTION OF THE SELLING PRICE / sq. m

1 YEAR

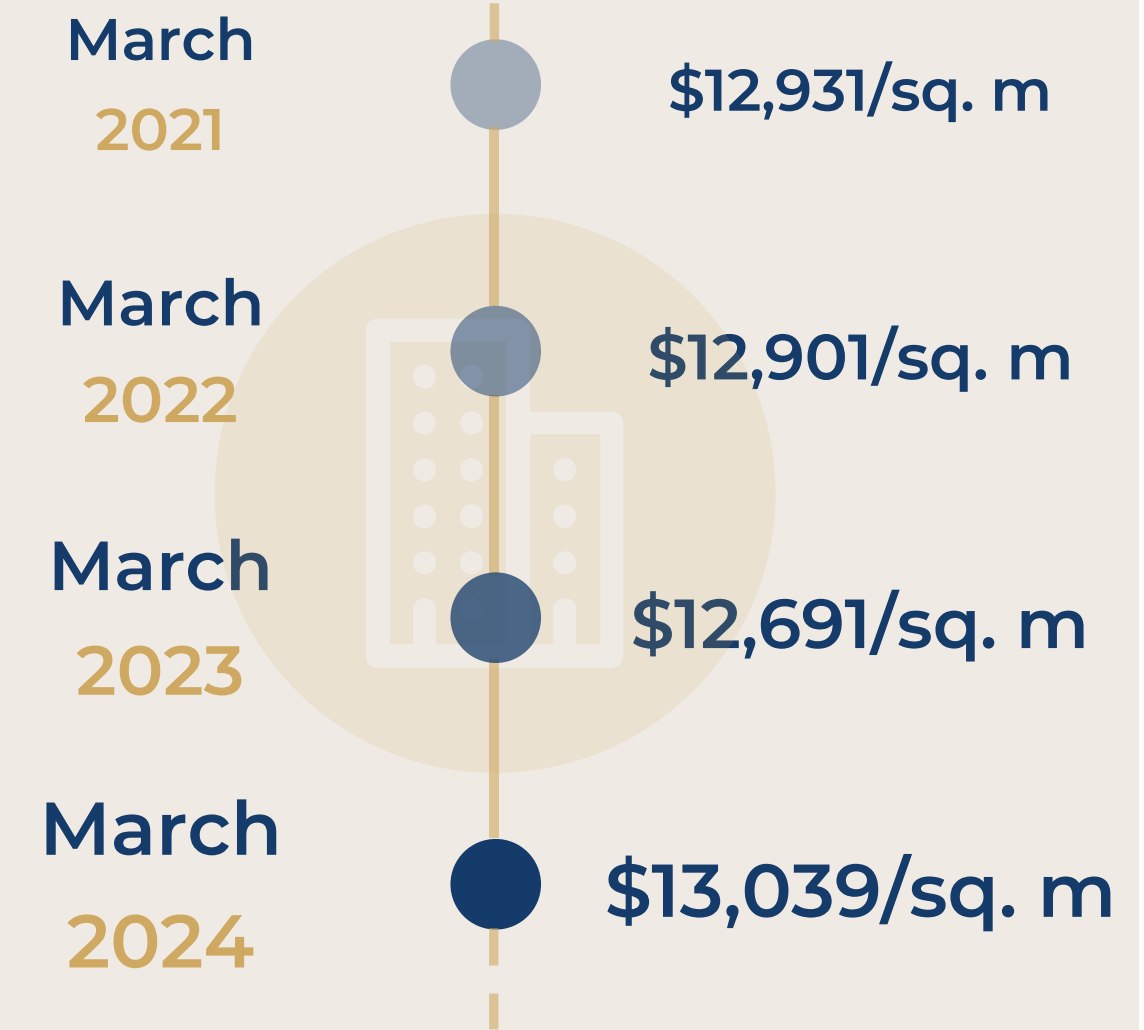
3 YEARS

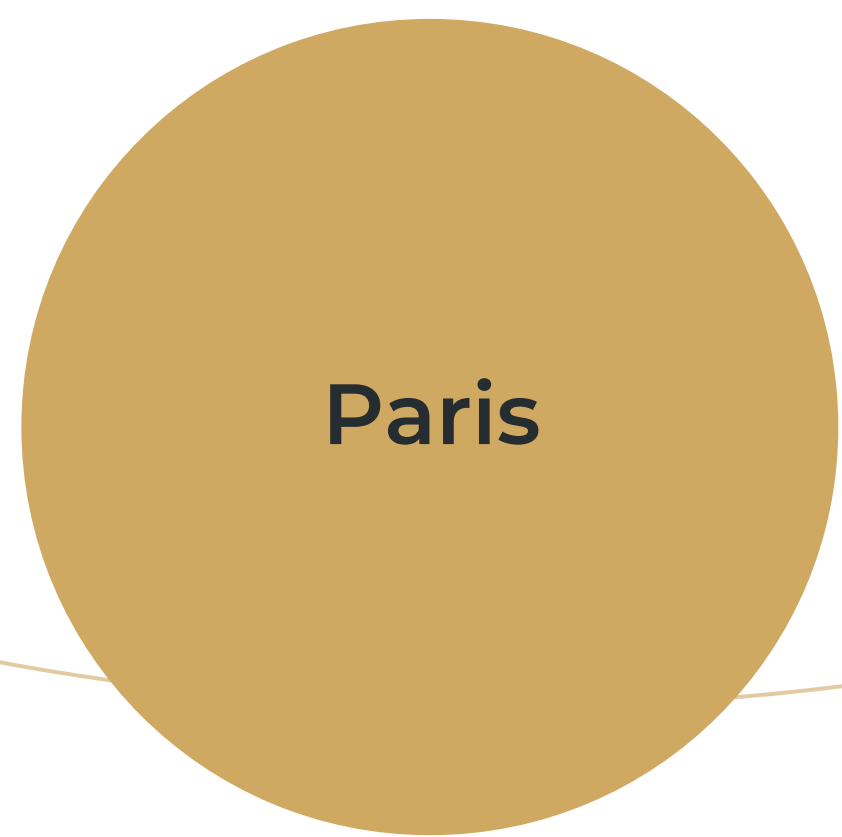


1 month
+ 0,7 %

3 months
- 1,1 %

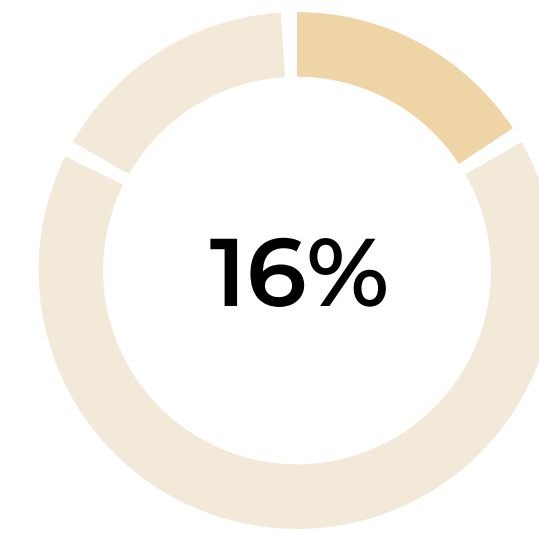
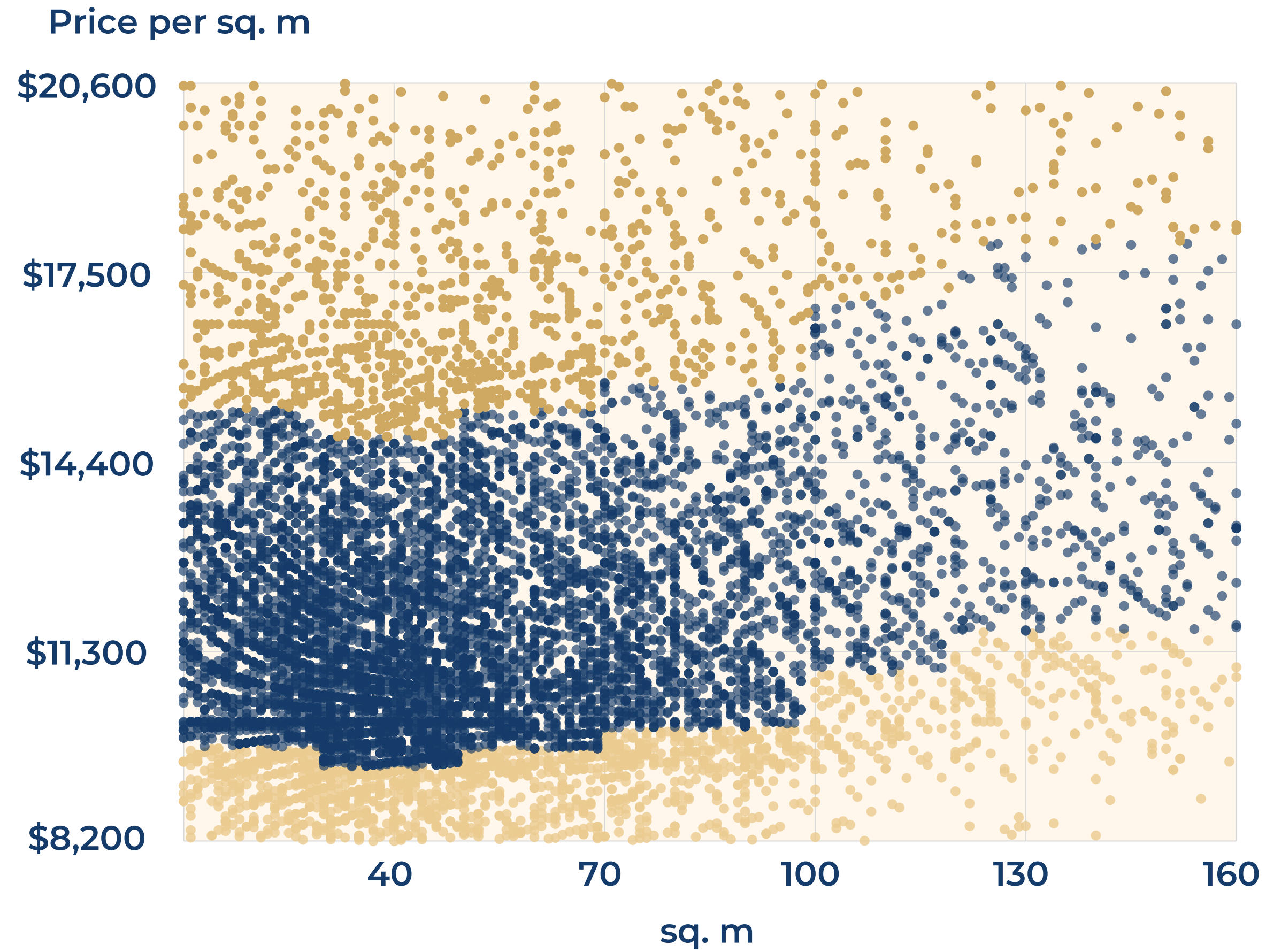
1 year
+ 2,7 %



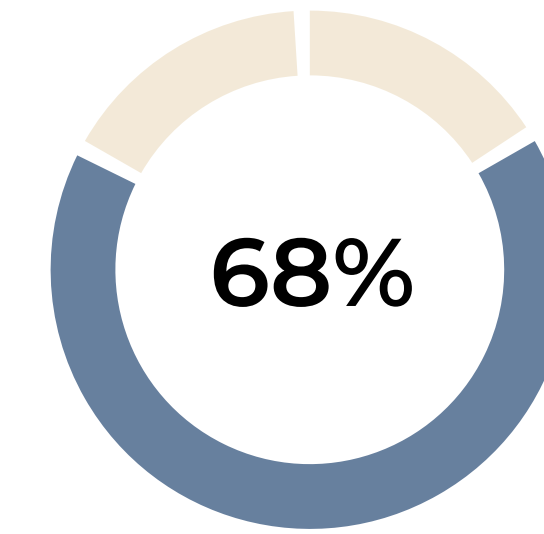


OVERVIEW

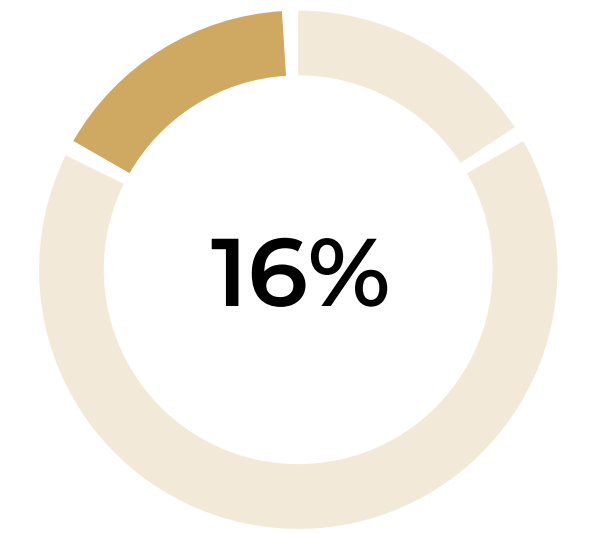
FLATS FOR SALE



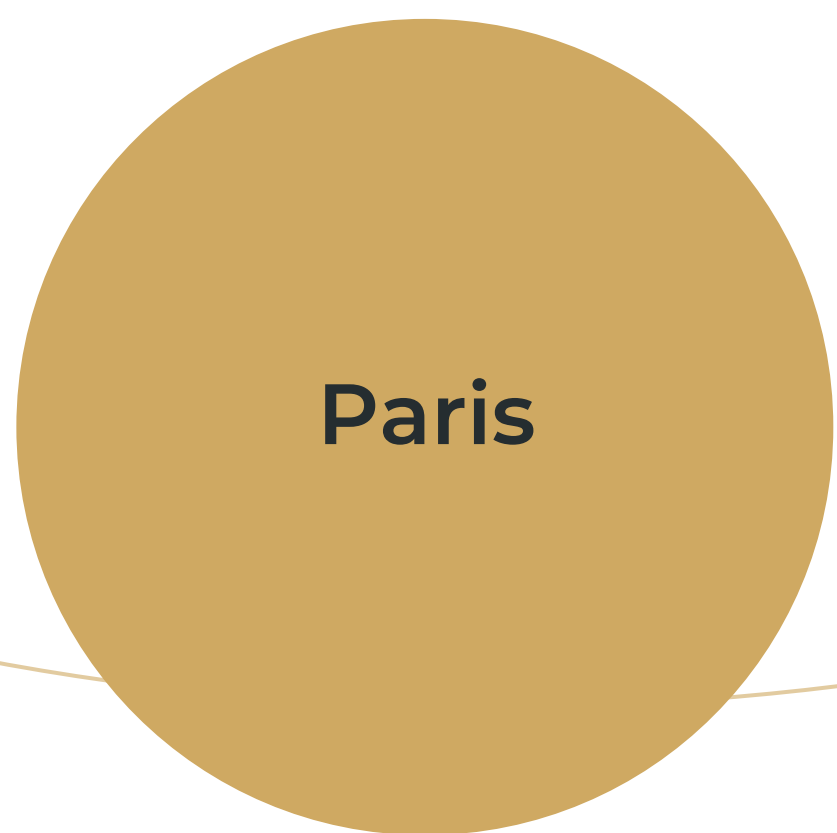
Below
market price



Market price



Above
market price



Paris



DETAILED INFORMATION BY SURFACE AREA

0 - 30 sq. m

\$15,112/sq. m
high price

\$12,807/sq. m
average price

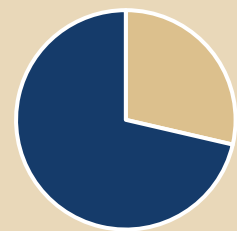
\$10,502/sq. m
low price

Average
selling time

94
days

Flats at
market price

71%



Flats off
market price

29%

70 - 100 sq. m

\$15,476/sq. m
high price

\$13,116/sq. m
average price

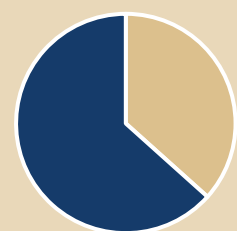
\$10,755/sq. m
low price

Average
selling time

97
days

Flats at
market price

63%



Flats off
market price

37%

30 - 50 sq. m

\$14,722/sq. m
high price

\$12,476/sq. m
average price

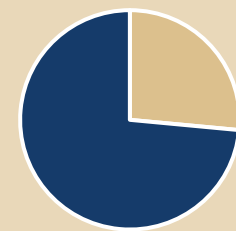
\$10,231/sq. m
low price

Average
selling time

93
days

Flats at
market price

74%



Flats off
market price

26%

100 - 120 sq. m

\$16,586/sq. m
high price

\$14,056/sq. m
average price

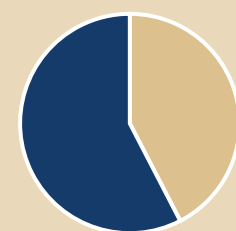
\$11,526/sq. m
low price

Average
selling time

85
days

Flats at
market price

58%



Flats off
market price

42%

50 - 70 sq. m

\$15,079/sq. m
high price

\$12,779/sq. m
average price

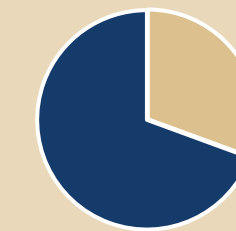
\$10,479/sq. m
low price

Average
selling time

92
days

Flats at
market price

69%



Flats off
market price

31%

> 120 sq. m

\$17,379/sq. m
high price

\$14,728/sq. m
average price

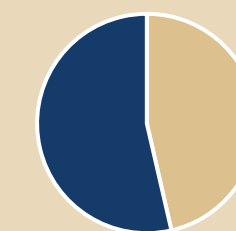
\$12,077/sq. m
low price

Average
selling time

99
days

Flats at
market price

54%



Flats off
market price

46%

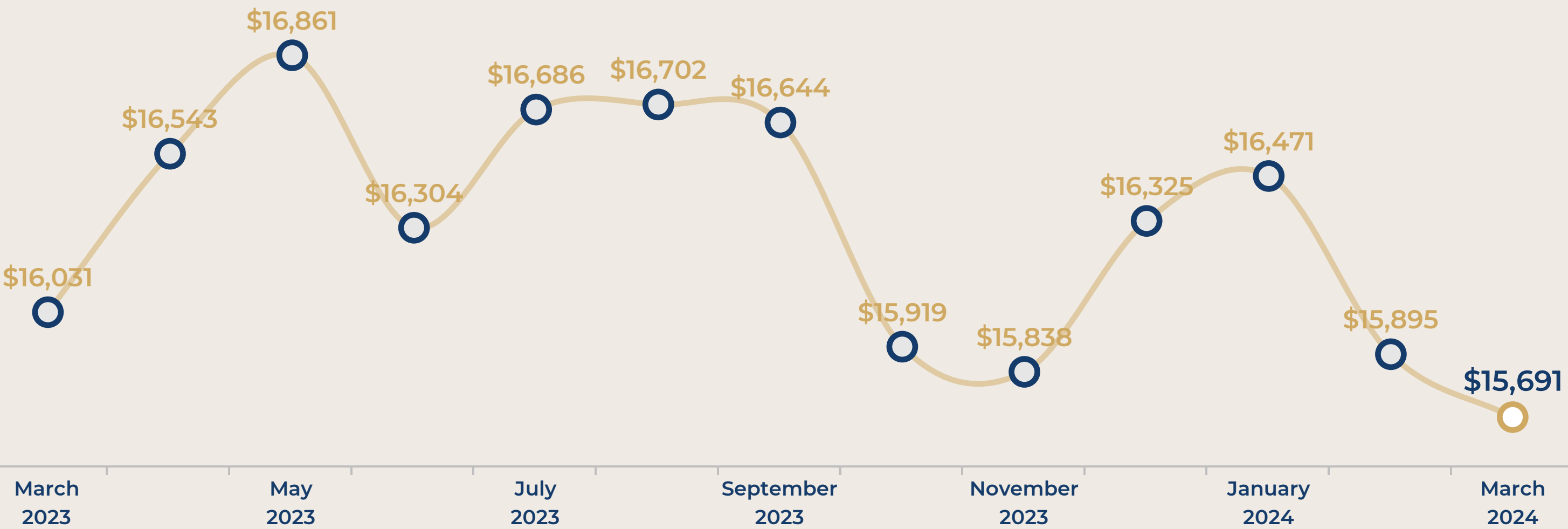
Paris 1st



EVOLUTION OF THE SELLING PRICE / sq. m

1 YEAR

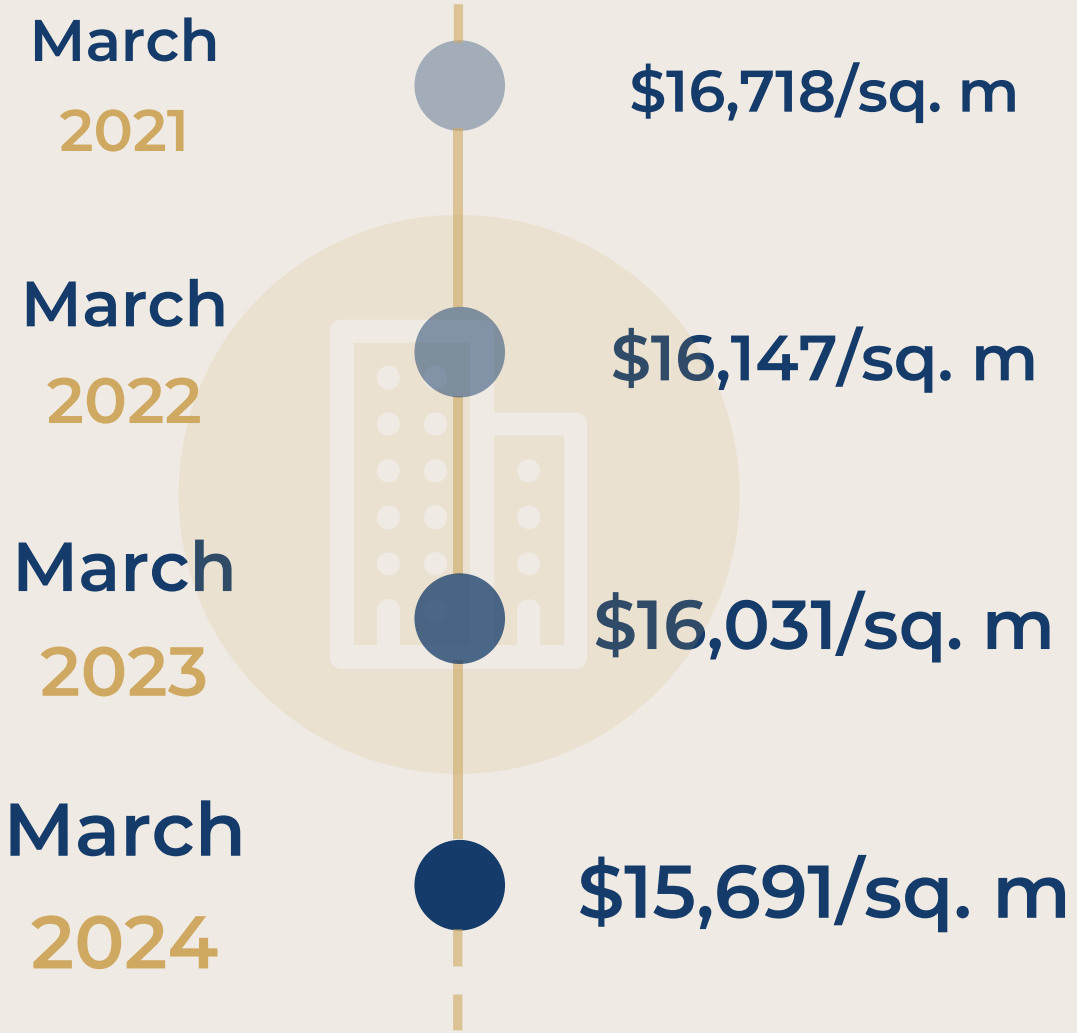
3 YEARS




1 month
- 1,3 %

3 months
- 3,9 %

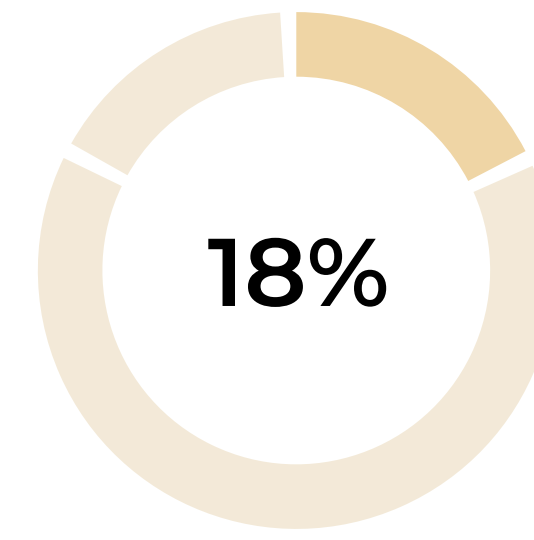
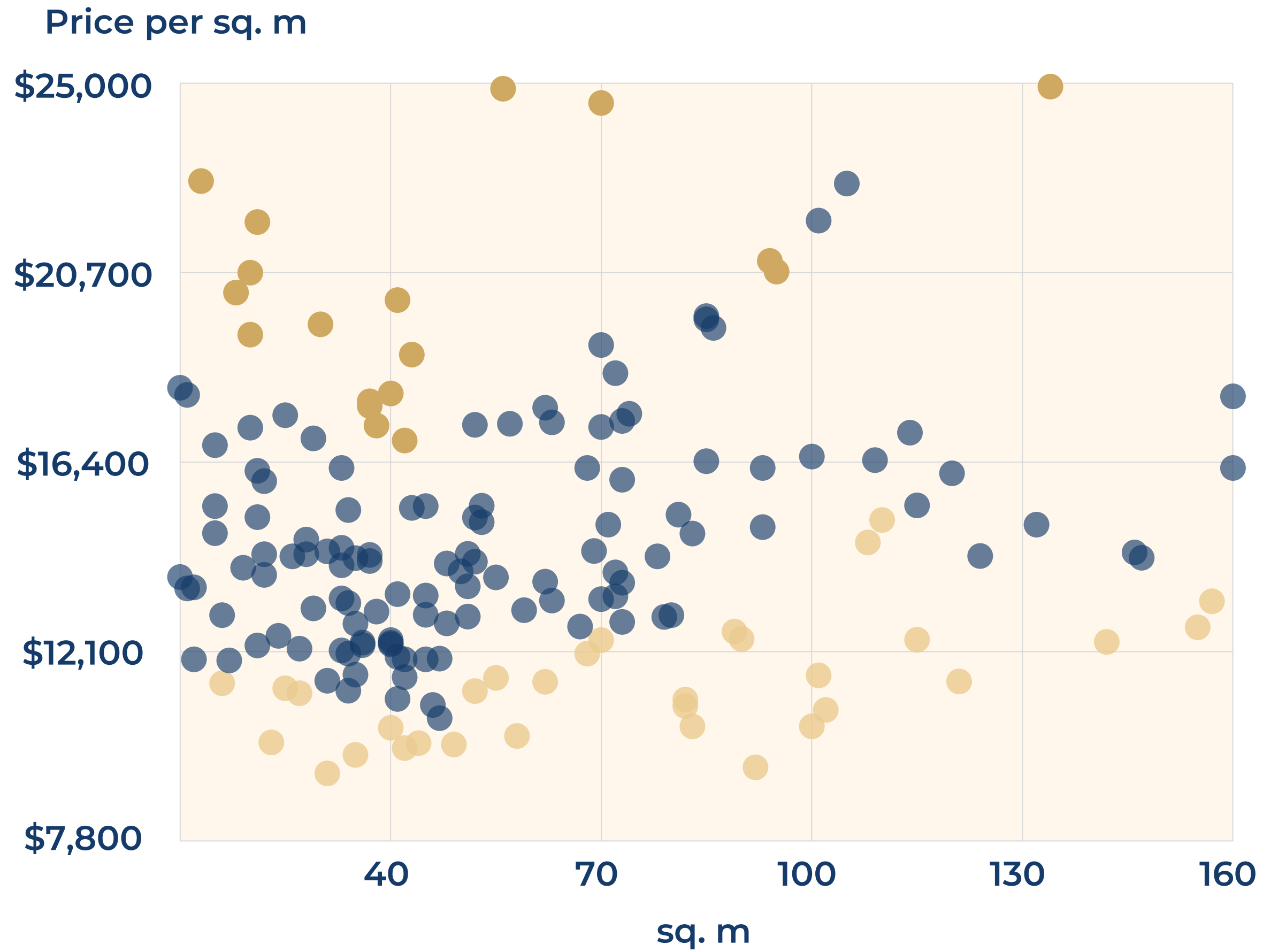
1 year
- 2,1 %



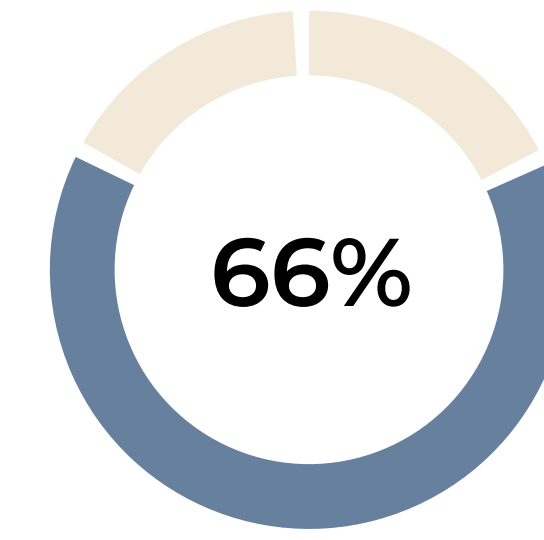


OVERVIEW

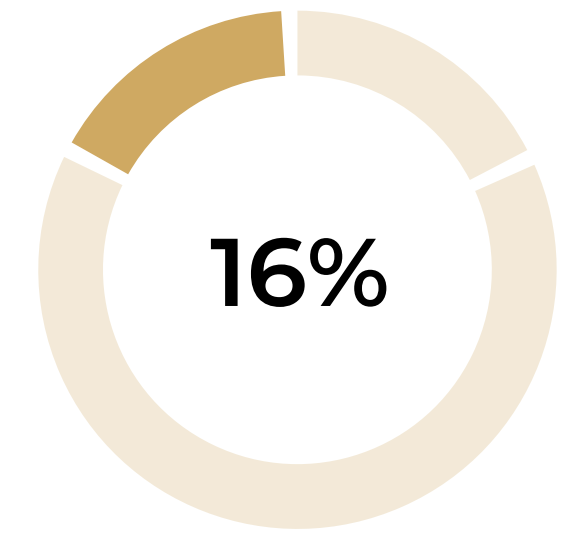
FLATS FOR SALE



Below
market price



Market price



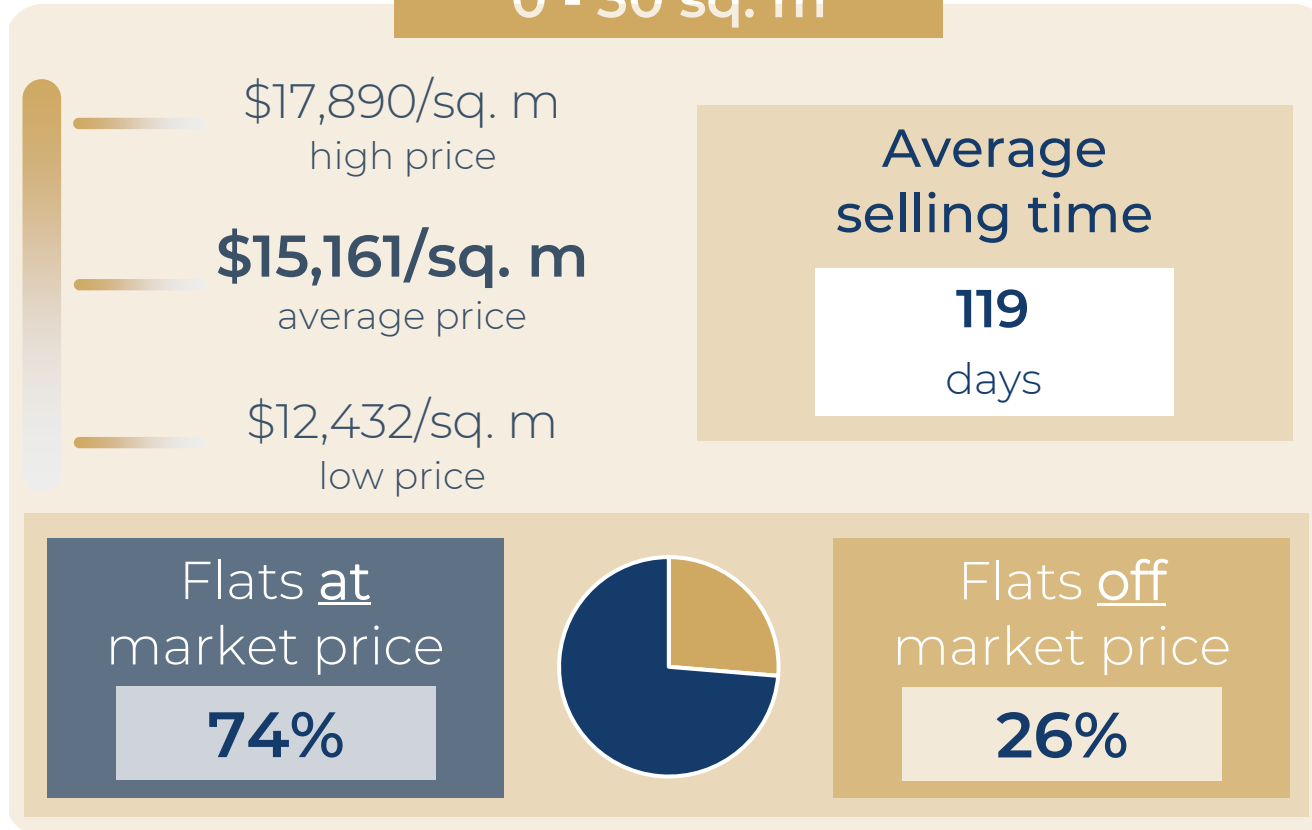
Above
market price

Paris 1st

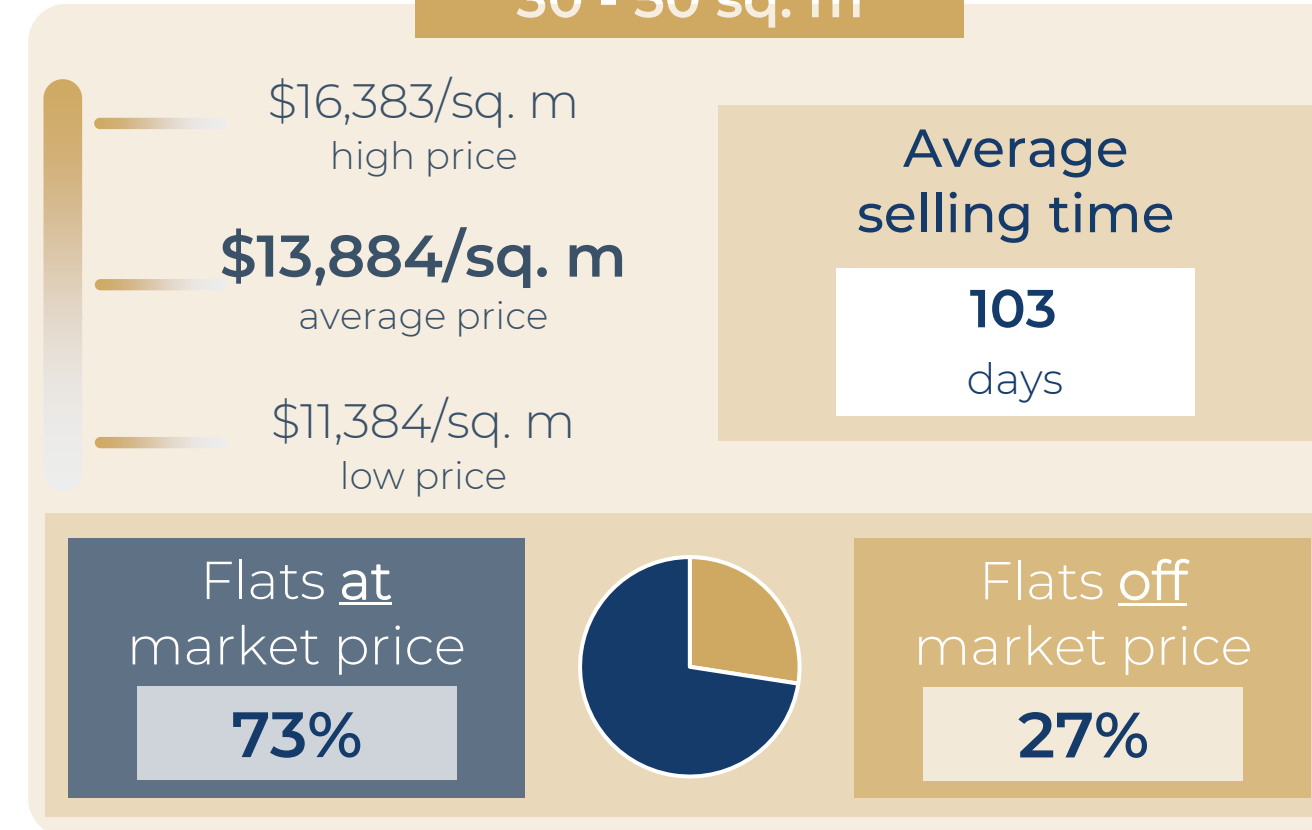


DETAILED INFORMATION BY SURFACE AREA

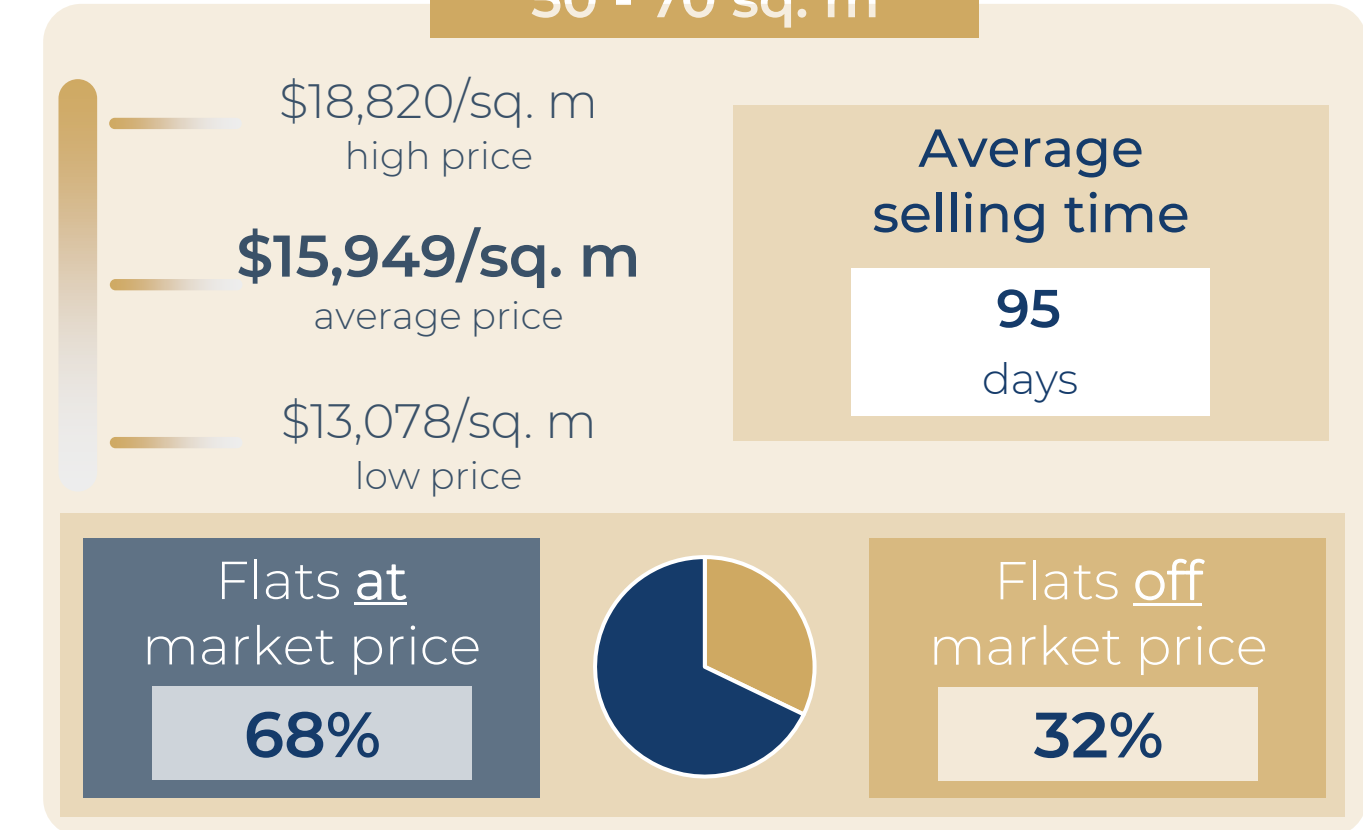
0 - 30 sq. m



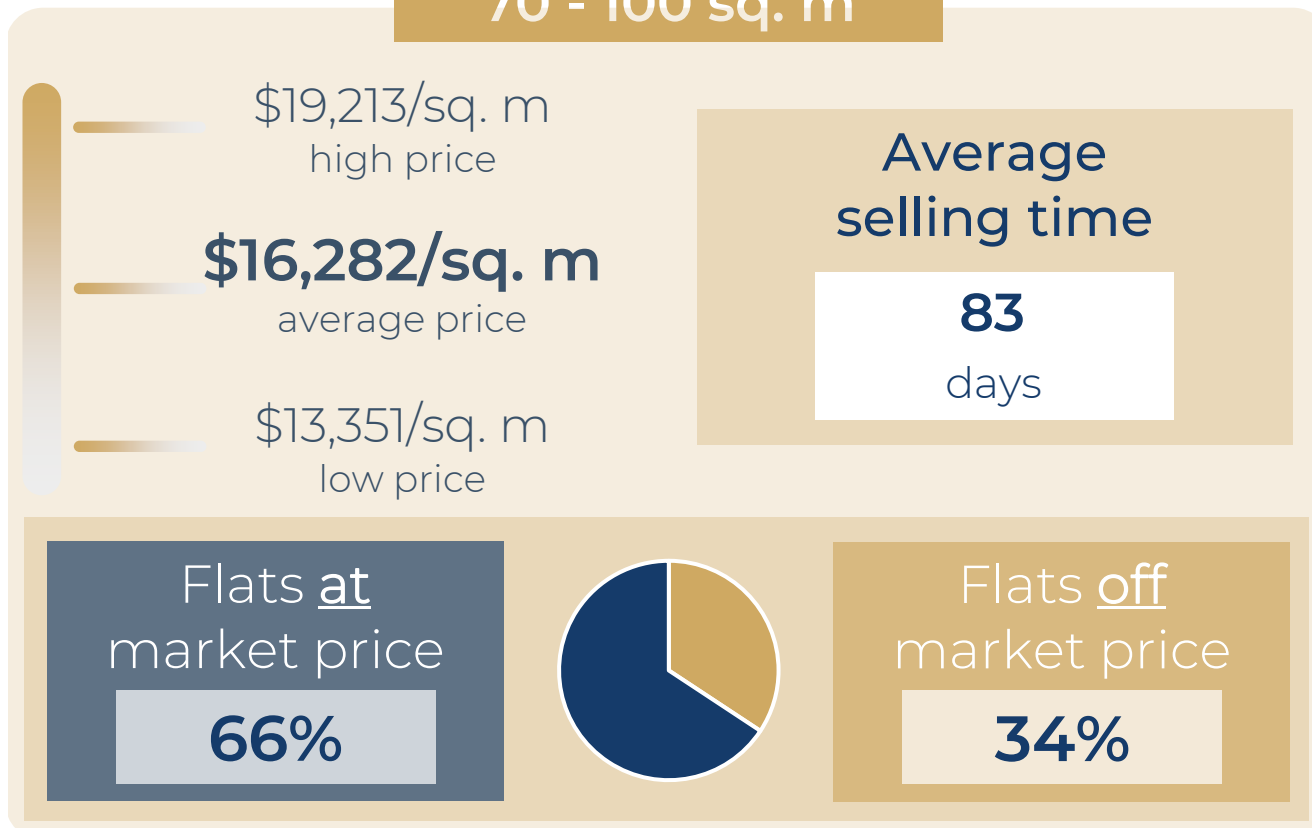
30 - 50 sq. m



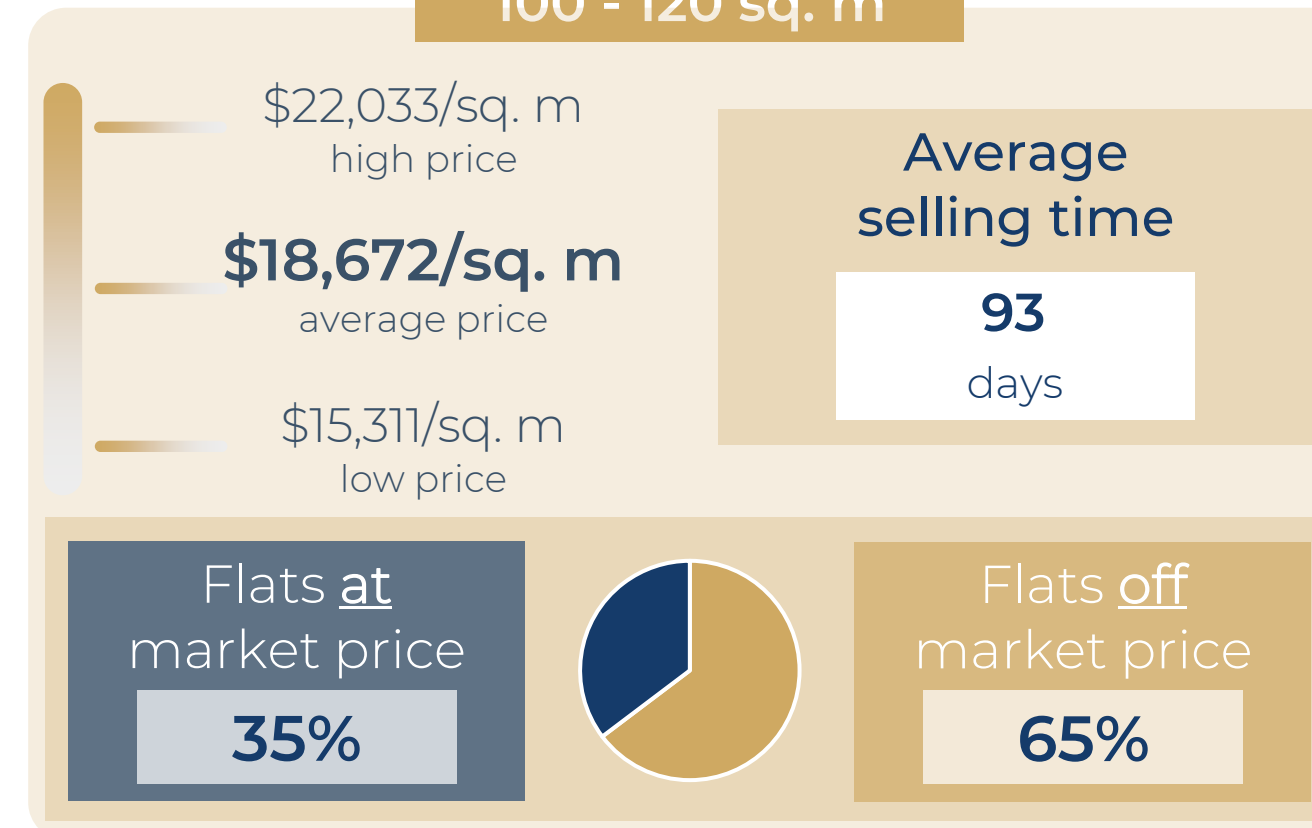
50 - 70 sq. m



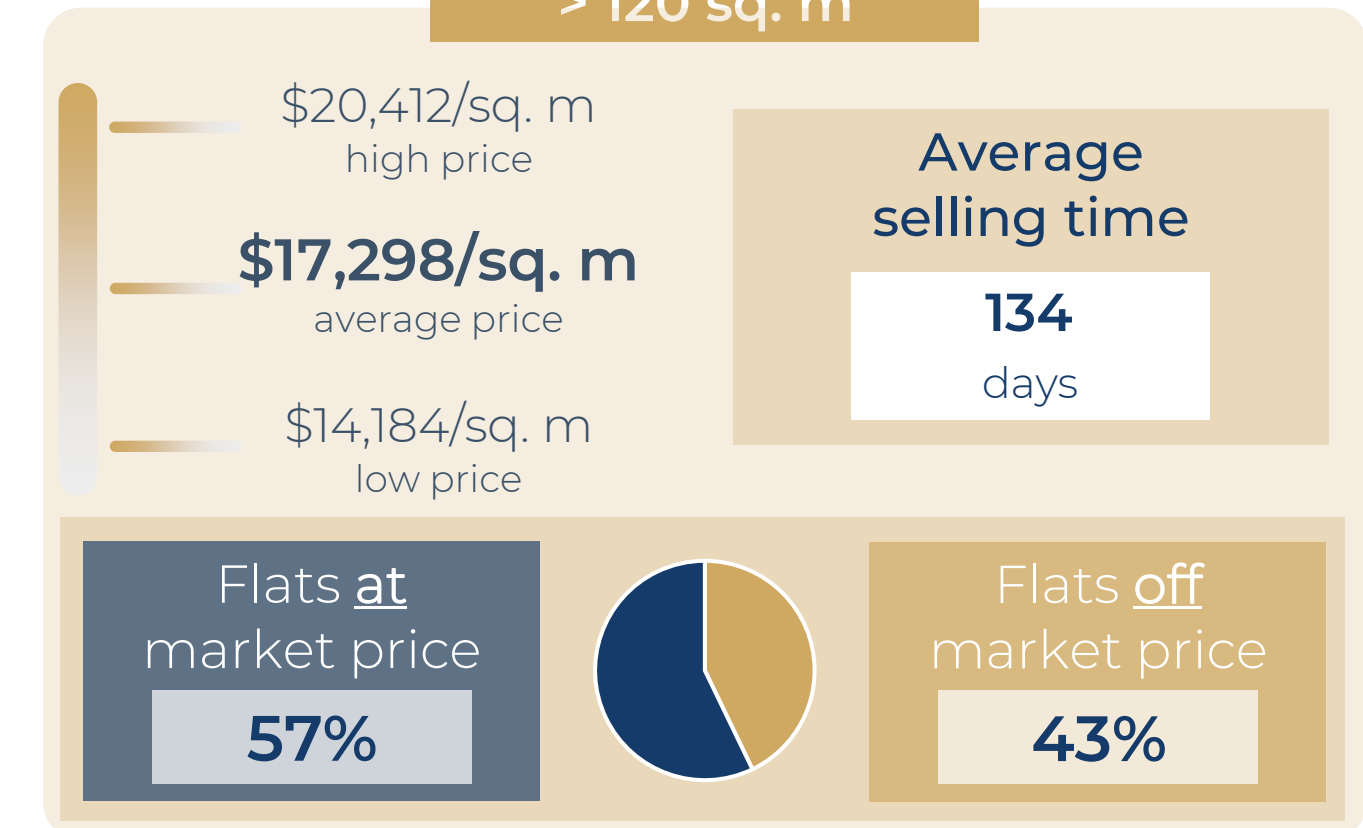
70 - 100 sq. m



100 - 120 sq. m



> 120 sq. m



Paris 1st



A SAMPLE OF SOLD FLATS FOR THE LAST 6 MONTHS

RUE DES PYRAMIDES	18 sq. m	Stu	\$193,212	\$10,734/sq. m
RUE SAINT-DENIS	23 sq. m	Stu	\$248,625	\$10,810/sq. m
RUE SAINT-HONORE	24 sq. m	Stu	\$300,570	\$12,524/sq. m
RUE SAINT-HONORE	29 sq. m	Stu	\$371,921	\$12,824/sq. m
RUE CROIX DES PETITS CHAMPS	37 sq. m	Stu	\$415,627	\$11,234/sq. m
RUE COQ HERON	37 sq. m	2 r	\$549,613	\$14,854/sq. m
RUE SAINTE OPPORTUNE	41 sq. m	2 r	\$606,659	\$14,796/sq. m
RUE COQUILLIERE	50 sq. m	2 r	\$543,287	\$10,866/sq. m
RUE MONTMARTRE	58 sq. m	2 r	\$719,225	\$12,401/sq. m
RUE DE LA COSSONNERIE	60 sq. m	3 r	\$738,939	\$12,316/sq. m
RUE DE L AMIRAL DE COLIGNY	70 sq. m	3 r	\$1,183,387	\$16,906/sq. m
RUE MONTMARTRE	83 sq. m	3 r	\$1,318,340	\$15,884/sq. m
RUE DES HALLES	81 sq. m	4 r	\$817,518	\$10,093/sq. m
RUE JEAN JACQUES ROUSSEAU	106 sq. m	4 r	\$1,818,449	\$17,156/sq. m
RUE SAINT-HONORE	120 sq. m	4 r	\$1,322,508	\$11,021/sq. m
RUE SAINTE-ANNE	130 sq. m	5 r	\$2,047,462	\$15,750/sq. m

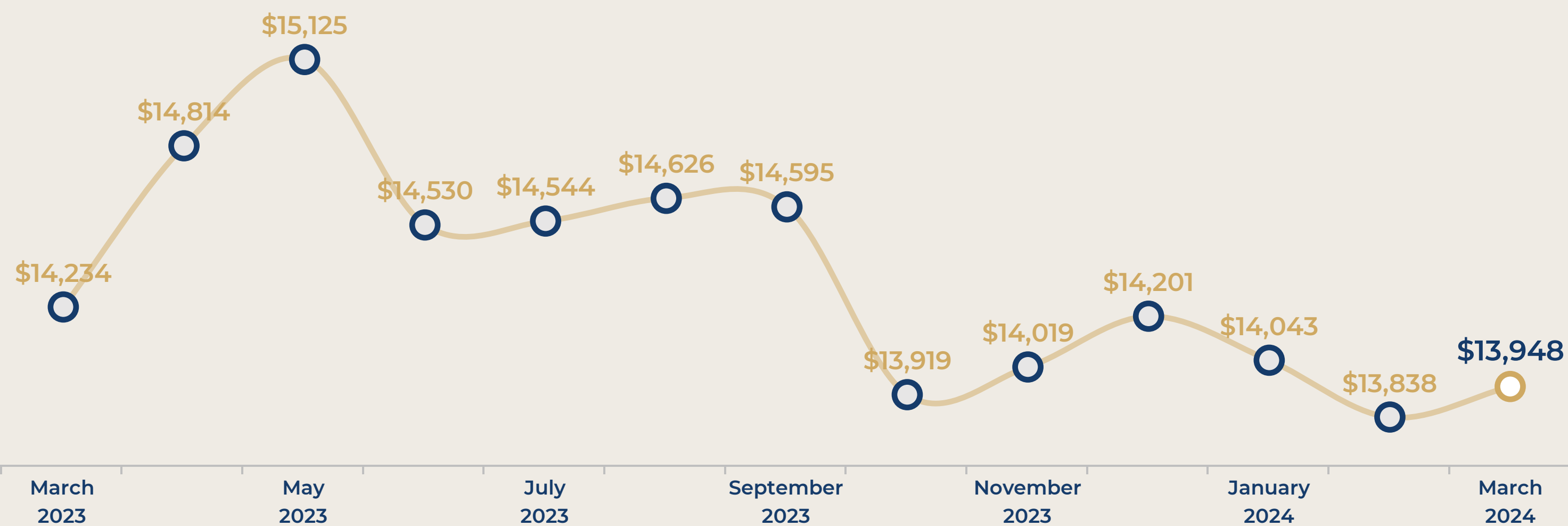
Paris 2nd



EVOLUTION OF THE SELLING PRICE / sq. m

1 YEAR

3 YEARS



1 month

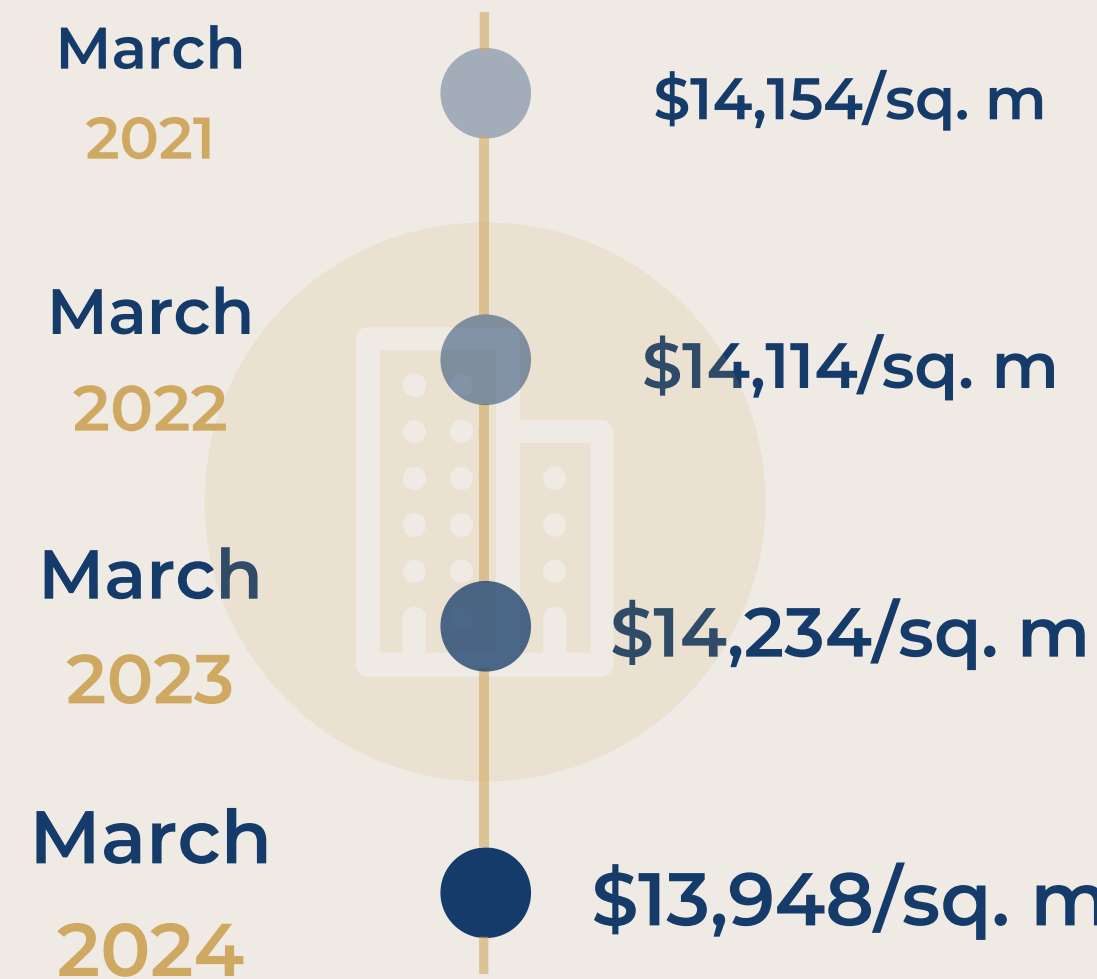
+ 0,8 %


3 months

- 1,8 %

1 year

- 2,0 %



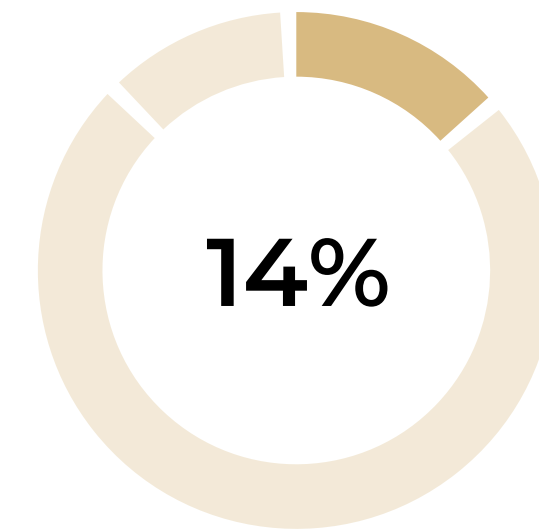
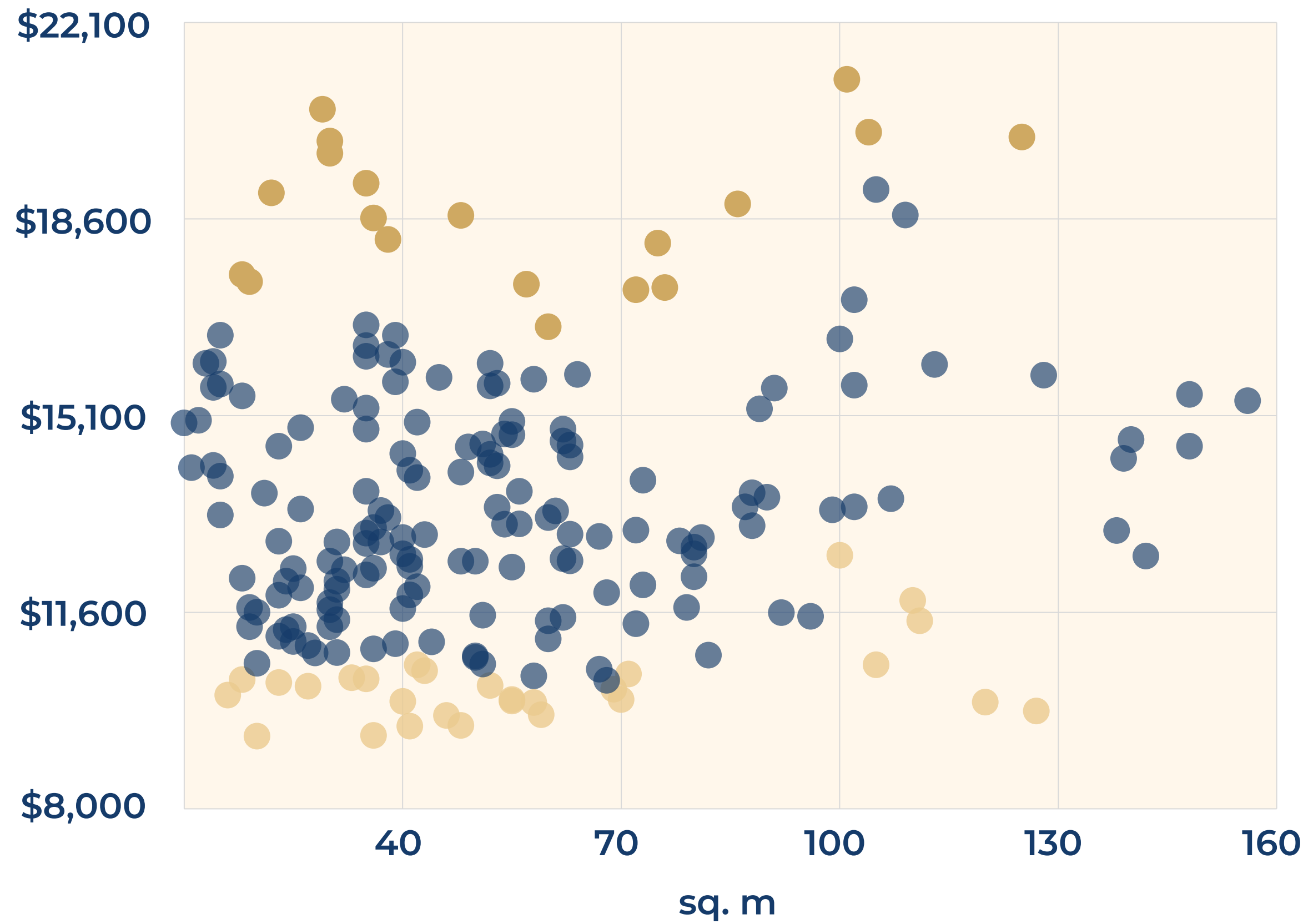


Paris 2nd

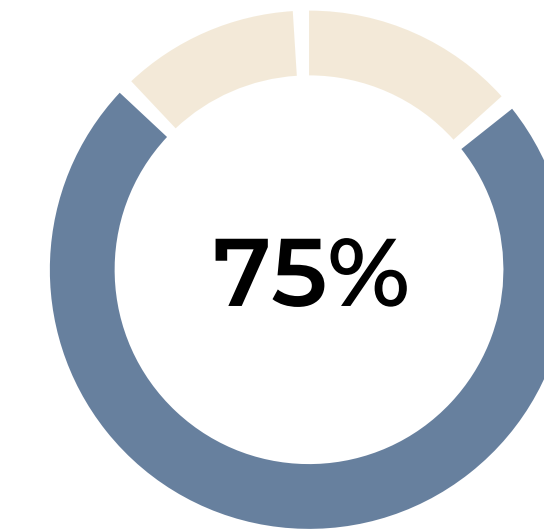


OVERVIEW FLATS FOR SALE

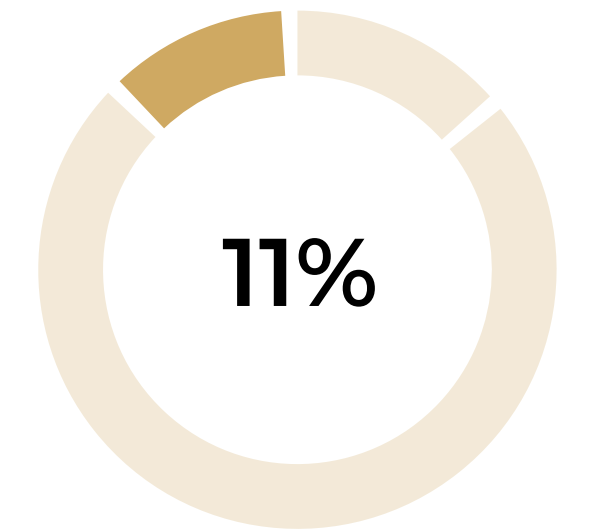
Price per sq. m



Below
market price



Market price



Above
market price

Paris 2nd



DETAILED INFORMATION BY SURFACE AREA

0 - 30 sq. m

\$16,337/sq. m
high price

\$13,846/sq. m
average price

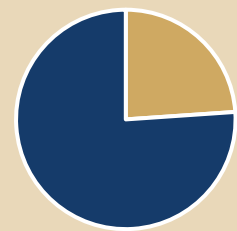
\$11,354/sq. m
low price

Average
selling time

97
days

Flats at
market price

76%



Flats off
market price

24%

30 - 50 sq. m

\$16,444/sq. m
high price

\$13,936/sq. m
average price

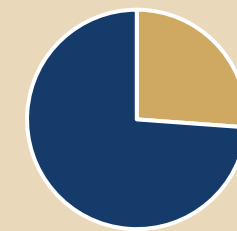
\$11,428/sq. m
low price

Average
selling time

83
days

Flats at
market price

74%



Flats off
market price

26%

50 - 70 sq. m

\$15,909/sq. m
high price

\$13,482/sq. m
average price

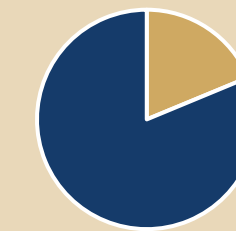
\$11,056/sq. m
low price

Average
selling time

71
days

Flats at
market price

81%



Flats off
market price

19%

70 - 100 sq. m

\$16,170/sq. m
high price

\$13,704/sq. m
average price

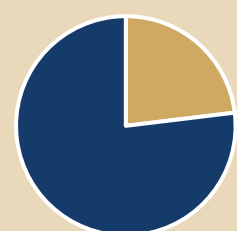
\$11,237/sq. m
low price

Average
selling time

106
days

Flats at
market price

77%



Flats off
market price

23%

100 - 120 sq. m

\$18,865/sq. m
high price

\$15,987/sq. m
average price

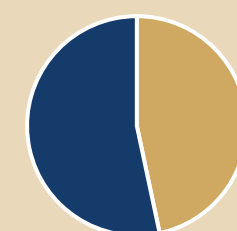
\$13,109/sq. m
low price

Average
selling time

58
days

Flats at
market price

53%



Flats off
market price

47%

> 120 sq. m

\$16,858/sq. m
high price

\$14,286/sq. m
average price

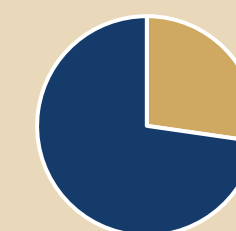
\$11,715/sq. m
low price

Average
selling time

41
days

Flats at
market price

73%



Flats off
market price


27%

Paris 2nd



A SAMPLE OF SOLD FLATS FOR THE LAST 6 MONTHS

RUE DE CLERY	16 sq. m	Stu	\$207,701	\$12,981/sq. m
RUE DE CLERY	18 sq. m	Stu	\$251,176	\$13,954/sq. m
RUE SAINTE FOY	20 sq. m	Stu	\$211,203	\$10,561/sq. m
RUE LEOPOLD BELLAN	22 sq. m	Stu	\$278,478	\$12,658/sq. m
RUE GRENETA	28 sq. m	Stu	\$305,580	\$10,914/sq. m
RUE D ABOUKIR	31 sq. m	2 r	\$380,330	\$12,269/sq. m
RUE D ABOUKIR	36 sq. m	2 r	\$455,263	\$12,646/sq. m
RUE MONTMARTRE	43 sq. m	2 r	\$514,523	\$11,966/sq. m
RUE ETIENNE MARCEL	53 sq. m	2 r	\$593,203	\$11,192/sq. m
RUE BACHAUMONT	65 sq. m	3 r	\$869,454	\$13,377/sq. m
BD DE SEBASTOPOL	74 sq. m	3 r	\$924,424	\$12,492/sq. m
RUE DE LA PAIX	85 sq. m	3 r	\$1,352,484	\$15,912/sq. m
RUE REAUMUR	87 sq. m	4 r	\$1,286,063	\$14,782/sq. m
RUE D ABOUKIR	104 sq. m	4 r	\$1,907,016	\$18,337/sq. m
RUE SAINT-DENIS	115 sq. m	4 r	\$1,918,128	\$16,679/sq. m
RUE MARIE STUART	110 sq. m	5 r	\$1,881,050	\$17,101/sq. m



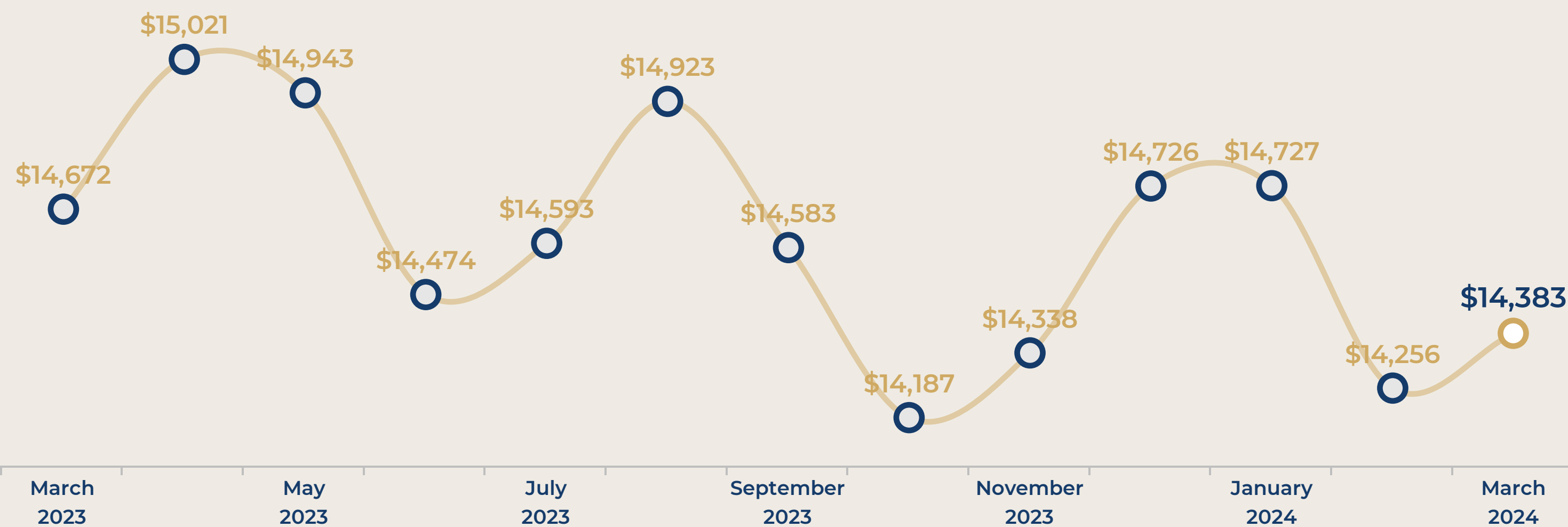
Paris 3rd



EVOLUTION OF THE SELLING PRICE / sq. m

1 YEAR

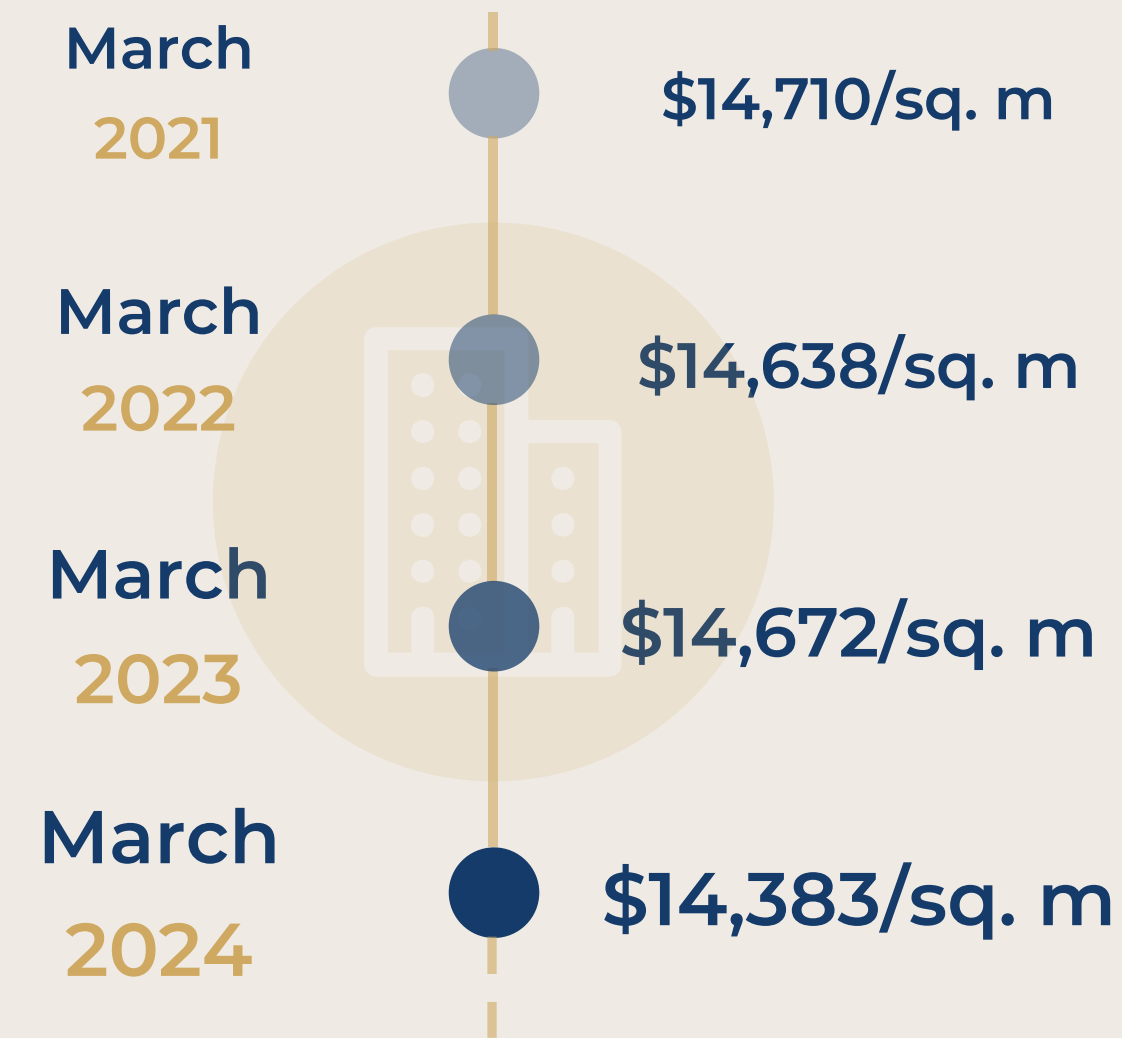
3 YEARS




1 month
+ 0,9 %

3 months
- 2,3 %

1 year
- 2,0 %



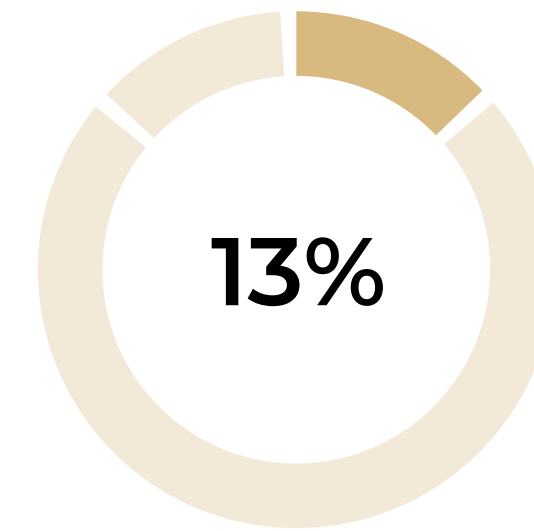
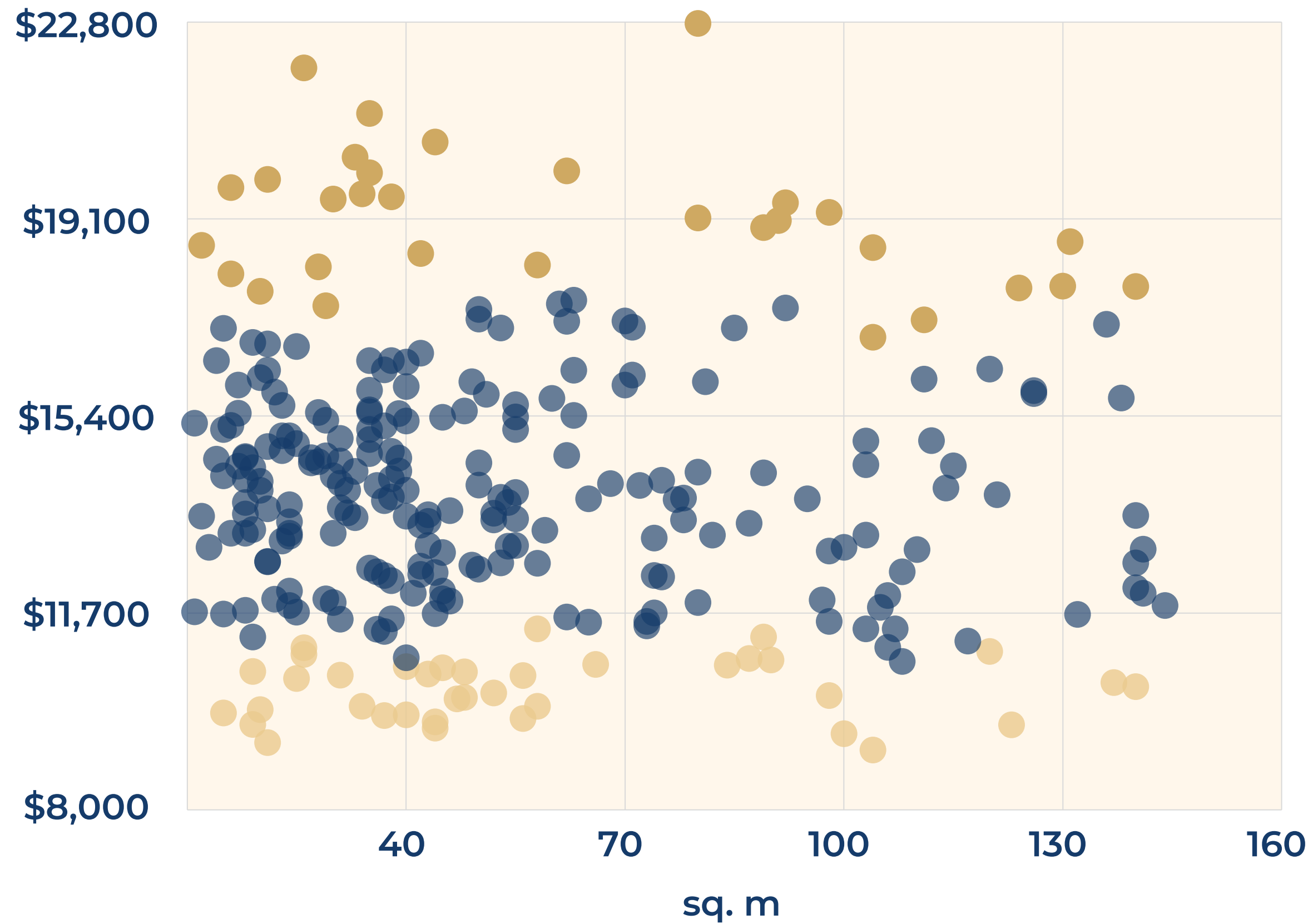


Paris 3rd

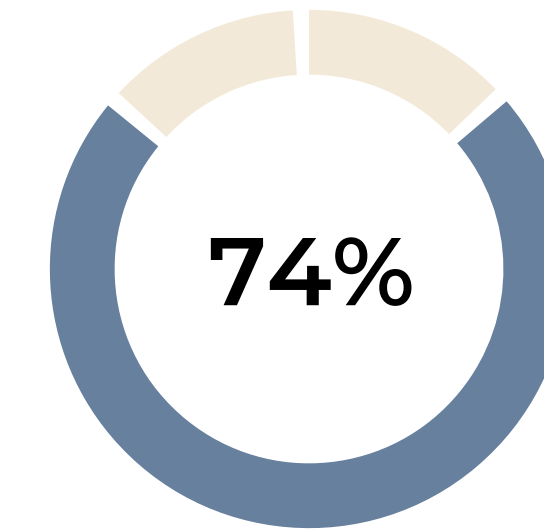


OVERVIEW FLATS FOR SALE

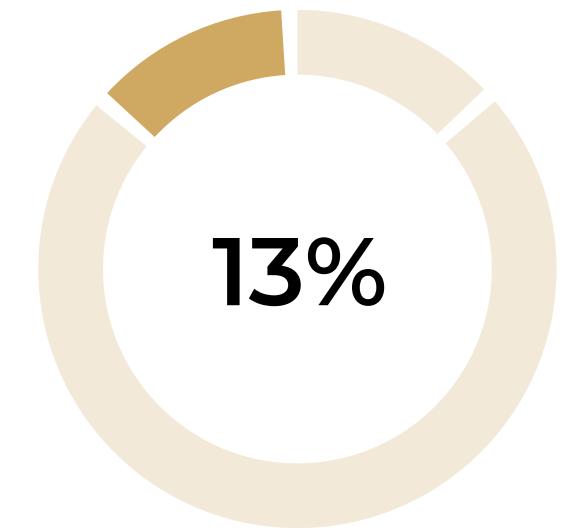
Price per sq. m



Below
market price



Market price



Above
market price

Paris 3rd



DETAILED INFORMATION BY SURFACE AREA

0 - 30 sq. m

\$17,050/sq. m
high price

\$14,449/sq. m
average price

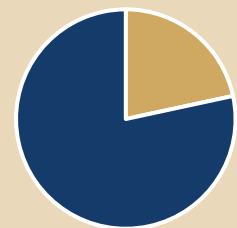
\$11,848/sq. m
low price

Average
selling time

95
days

Flats at
market price

78%



Flats off
market price

22%

30 - 50 sq. m

\$16,677/sq. m
high price

\$14,133/sq. m
average price

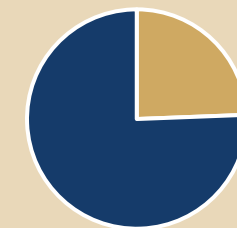
\$11,589/sq. m
low price

Average
selling time

102
days

Flats at
market price

76%



Flats off
market price

24%

50 - 70 sq. m

\$17,407/sq. m
high price

\$14,751/sq. m
average price

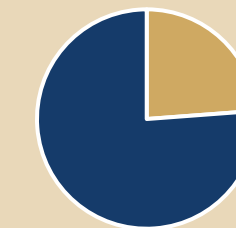
\$12,096/sq. m
low price

Average
selling time

104
days

Flats at
market price

76%



Flats off
market price

24%

70 - 100 sq. m

\$17,216/sq. m
high price

\$14,589/sq. m
average price

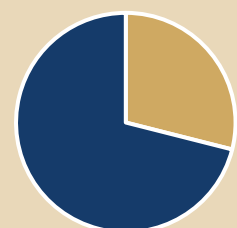
\$11,963/sq. m
low price

Average
selling time

103
days

Flats at
market price

71%



Flats off
market price

29%

100 - 120 sq. m

\$16,037/sq. m
high price

\$13,591/sq. m
average price

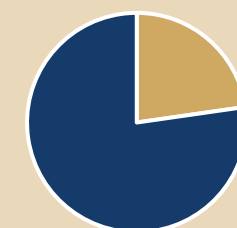
\$11,145/sq. m
low price

Average
selling time

68
days

Flats at
market price

77%



Flats off
market price

23%

> 120 sq. m

\$17,352/sq. m
high price

\$14,706/sq. m
average price

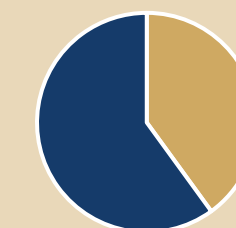
\$12,059/sq. m
low price

Average
selling time

94
days

Flats at
market price

60%



Flats off
market price


40%

Paris 3rd



A SAMPLE OF SOLD FLATS FOR THE LAST 6 MONTHS

RUE DU PAS DE LA MULE	16 sq. m	Stu	\$237,822	\$14,864/sq. m
RUE SAINTE APOLLINE	18 sq. m	Stu	\$216,827	\$12,046/sq. m
RUE CHARLOT	21 sq. m	Stu	\$298,709	\$14,224/sq. m
RUE DES FRANCS BOURGEOIS	25 sq. m	Stu	\$349,931	\$13,997/sq. m
RUE PORTEFOIN	29 sq. m	Stu	\$412,951	\$14,239/sq. m
RUE NOTRE-DAME DE NAZARETH	33 sq. m	2 r	\$437,553	\$13,260/sq. m
RUE DE MONTMORENCY	36 sq. m	2 r	\$500,525	\$13,903/sq. m
RUE DE SAINTONGE	45 sq. m	2 r	\$471,645	\$10,481/sq. m
RUE COMMINES	51 sq. m	2 r	\$601,140	\$11,787/sq. m
RUE MESLAY	62 sq. m	3 r	\$834,518	\$13,459/sq. m
RUE DES FILLES DU CALVAIRE	70 sq. m	3 r	\$851,615	\$12,166/sq. m
RUE DE MONTMORENCY	84 sq. m	3 r	\$1,123,400	\$13,374/sq. m
RUE CHAPON	83 sq. m	4 r	\$1,059,971	\$12,771/sq. m
RUE DU TEMPLE	91 sq. m	4 r	\$1,265,071	\$13,902/sq. m
PAS SAINTE AVOIE	105 sq. m	4 r	\$1,317,713	\$12,550/sq. m
RUE SAINT MARTIN	121 sq. m	5 r	\$1,579,735	\$13,056/sq. m



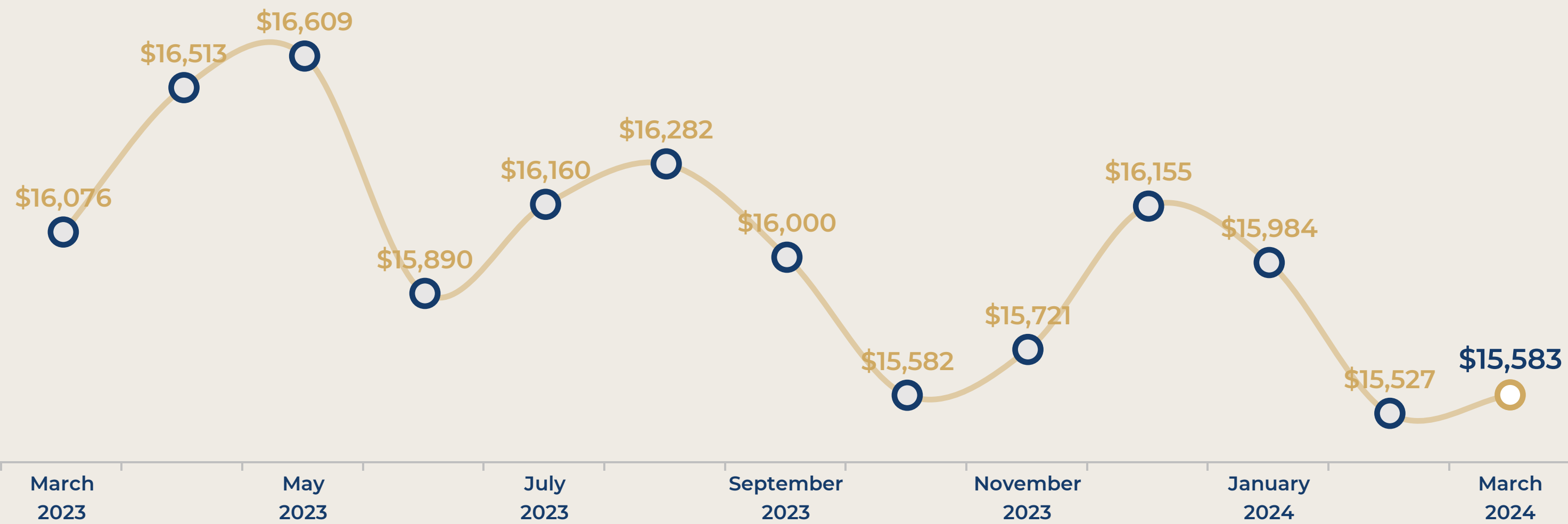
Paris 4th



EVOLUTION OF THE SELLING PRICE / sq. m

1 YEAR

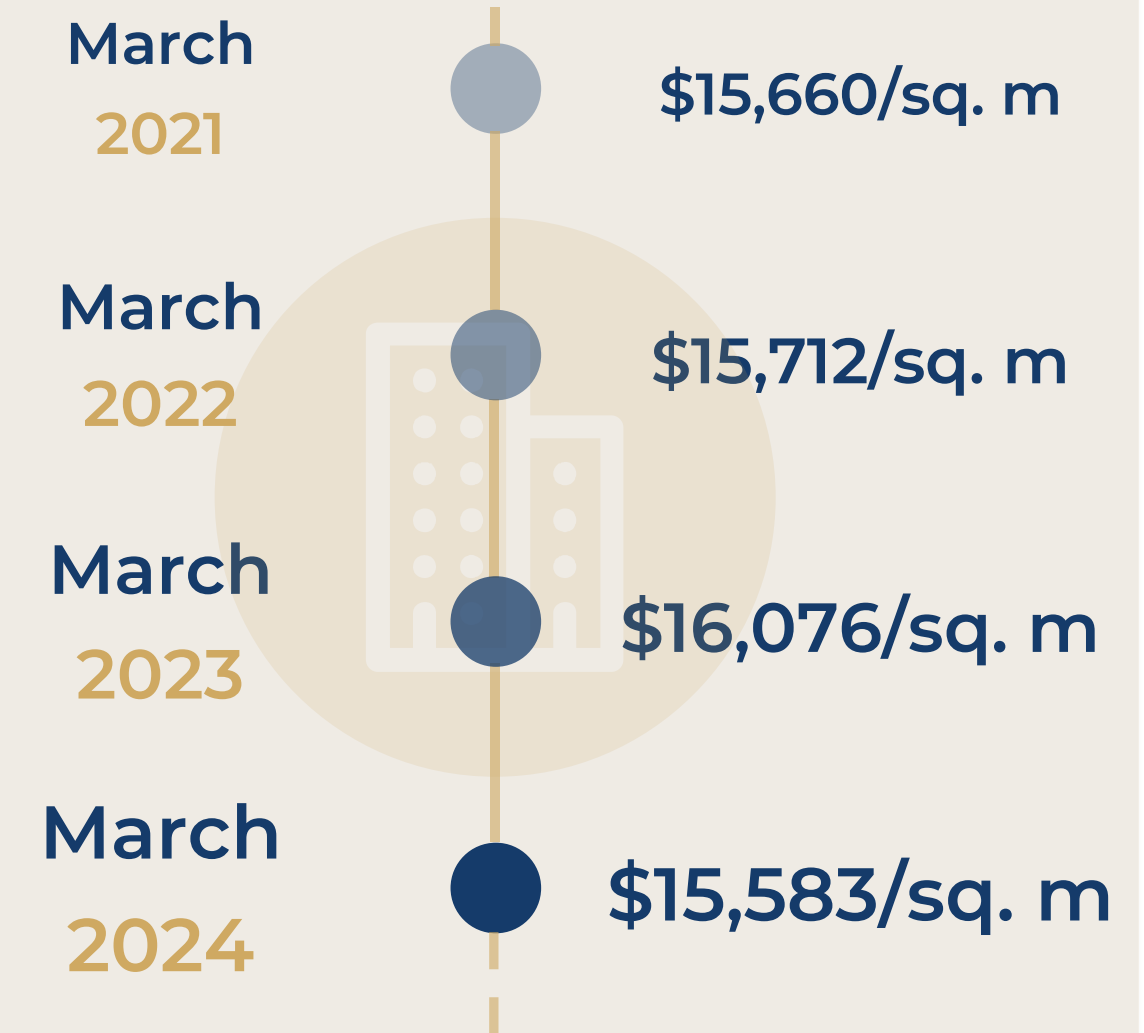
3 YEARS




1 month
+ 0,4 %

3 months
- 3,5 %

1 year
- 3,1 %



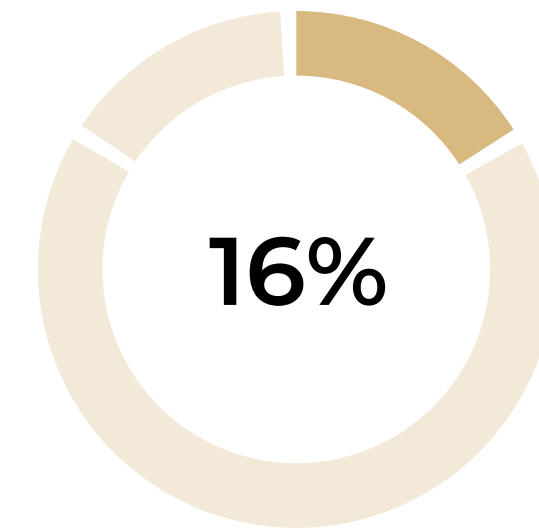
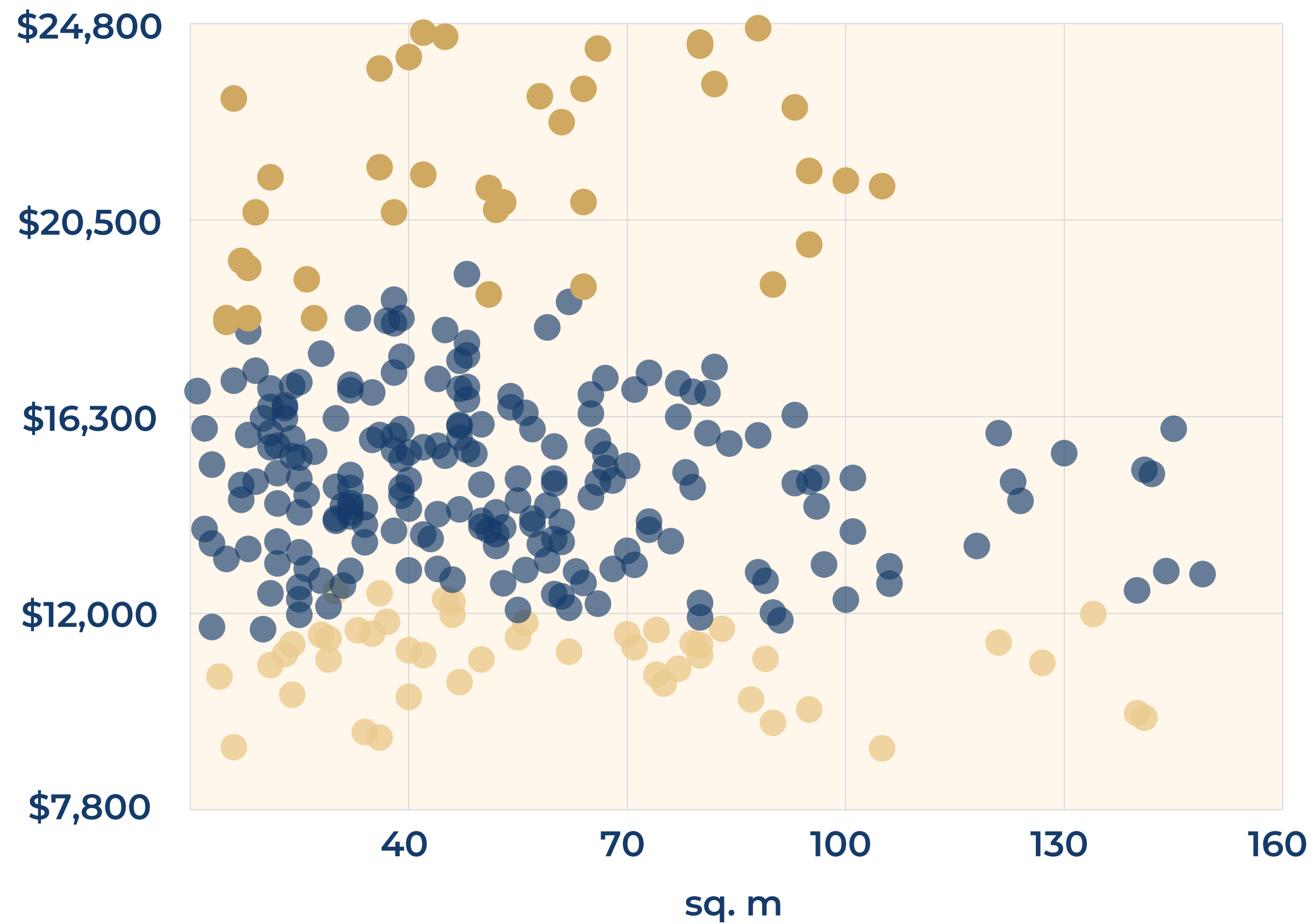


Paris 4th

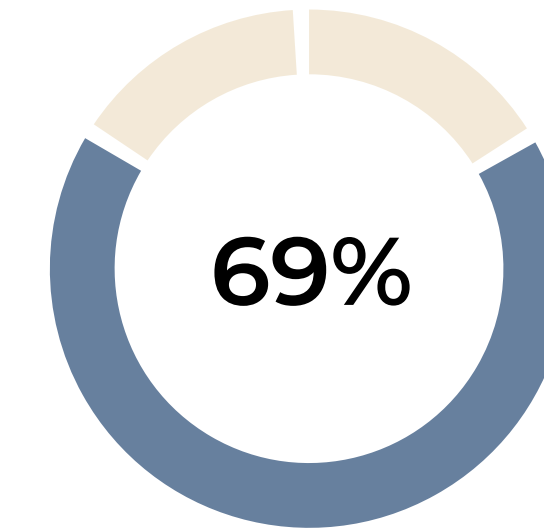


OVERVIEW FLATS FOR SALE

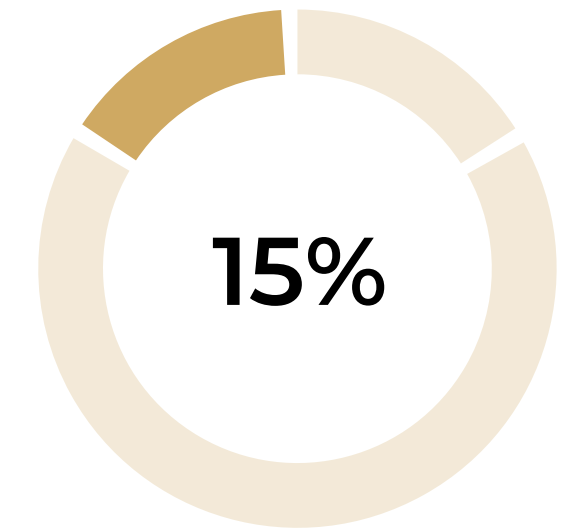
Price per sq. m



Below
market price



Market price



Above
market price

Paris 4th



DETAILED INFORMATION BY SURFACE AREA

0 - 30 sq. m

\$17,886/sq. m
high price

\$15,158/sq. m
average price

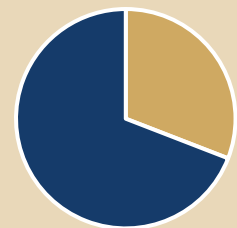
\$12,430/sq. m
low price

Average
selling time

103
days

Flats at
market price

69%



Flats off
market price

31%

30 - 50 sq. m

\$19,016/sq. m
high price

\$16,115/sq. m
average price

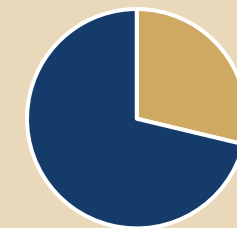
\$13,215/sq. m
low price

Average
selling time

86
days

Flats at
market price

71%



Flats off
market price

29%

50 - 70 sq. m

\$18,423/sq. m
high price

\$15,612/sq. m
average price

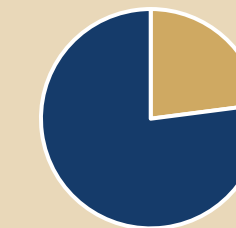
\$12,801/sq. m
low price

Average
selling time

95
days

Flats at
market price

77%



Flats off
market price

23%

70 - 100 sq. m

\$18,051/sq. m
high price

\$15,298/sq. m
average price

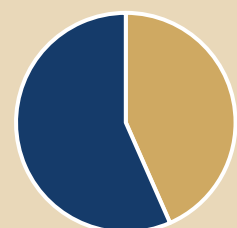
\$12,544/sq. m
low price

Average
selling time

123
days

Flats at
market price

57%



Flats off
market price

43%

100 - 120 sq. m

\$17,648/sq. m
high price

\$14,956/sq. m
average price

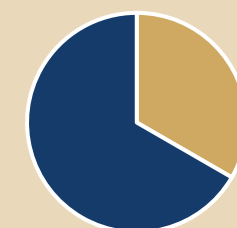
\$12,264/sq. m
low price

Average
selling time

116
days

Flats at
market price

67%



Flats off
market price

33%

> 120 sq. m

\$18,479/sq. m
high price

\$15,660/sq. m
average price

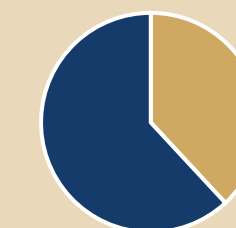
\$12,840/sq. m
low price

Average
selling time

95
days

Flats at
market price

62%



Flats off
market price

38%

Paris 4th



A SAMPLE OF SOLD FLATS FOR THE LAST 6 MONTHS

RUE DES BLANCS MANTEAUX	16 sq. m	Stu	\$204,360	\$12,773/sq. m
RUE SAINT PAUL	20 sq. m	Stu	\$289,740	\$14,487/sq. m
RUE SAINT PAUL	22 sq. m	Stu	\$303,498	\$13,795/sq. m
RUE SAINT ANTOINE	25 sq. m	Stu	\$324,911	\$12,996/sq. m
RUE STE CROIX BRETONNERIE	27 sq. m	Stu	\$381,956	\$14,147/sq. m
RUE DES ECOUFFES	33 sq. m	2 r	\$397,800	\$12,054/sq. m
RUE BEAUTREILLIS	38 sq. m	2 r	\$406,921	\$10,708/sq. m
RUE DES TOURNELLES	43 sq. m	2 r	\$513,569	\$11,943/sq. m
RUE SAINT ANTOINE	50 sq. m	2 r	\$674,040	\$13,481/sq. m
RUE BUDE	60 sq. m	3 r	\$991,156	\$16,519/sq. m
RUE DE LA CERISAIE	72 sq. m	3 r	\$953,530	\$13,244/sq. m
RUE DES LOMBARDS	89 sq. m	3 r	\$1,247,553	\$14,017/sq. m
BD HENRI IV	76 sq. m	4 r	\$1,276,248	\$16,793/sq. m
BD BEAUMARCHAIS	100 sq. m	4 r	\$1,341,750	\$13,418/sq. m
RUE SAINT ANTOINE	105 sq. m	4 r	\$1,633,080	\$15,553/sq. m
RUE DES ARCHIVES	105 sq. m	5 r	\$1,769,756	\$16,855/sq. m

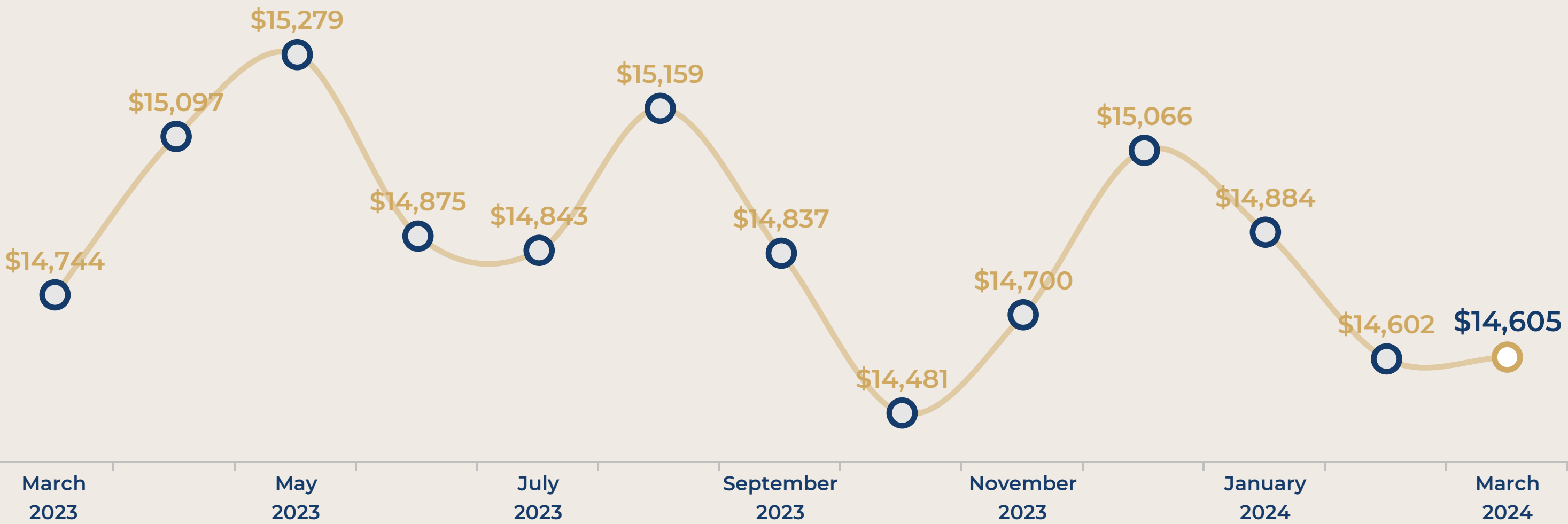
Paris 5th



EVOLUTION OF THE SELLING PRICE / sq. m

1 YEAR

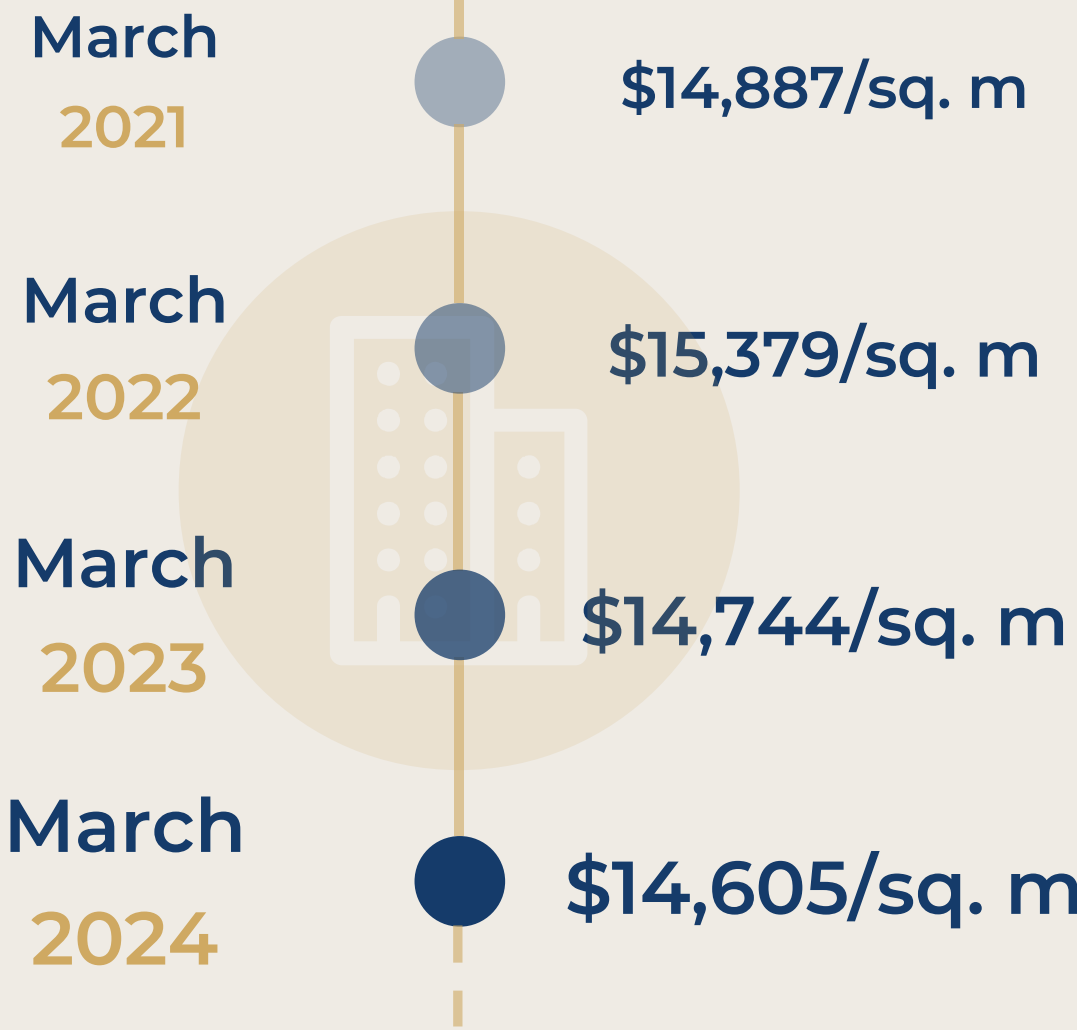
3 YEARS




1 mois
+ 0,0%

3 mois
- 3,1%

1 an
- 0,9%





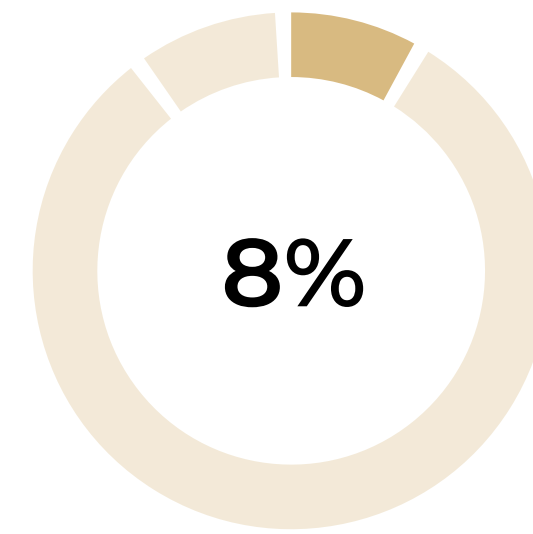
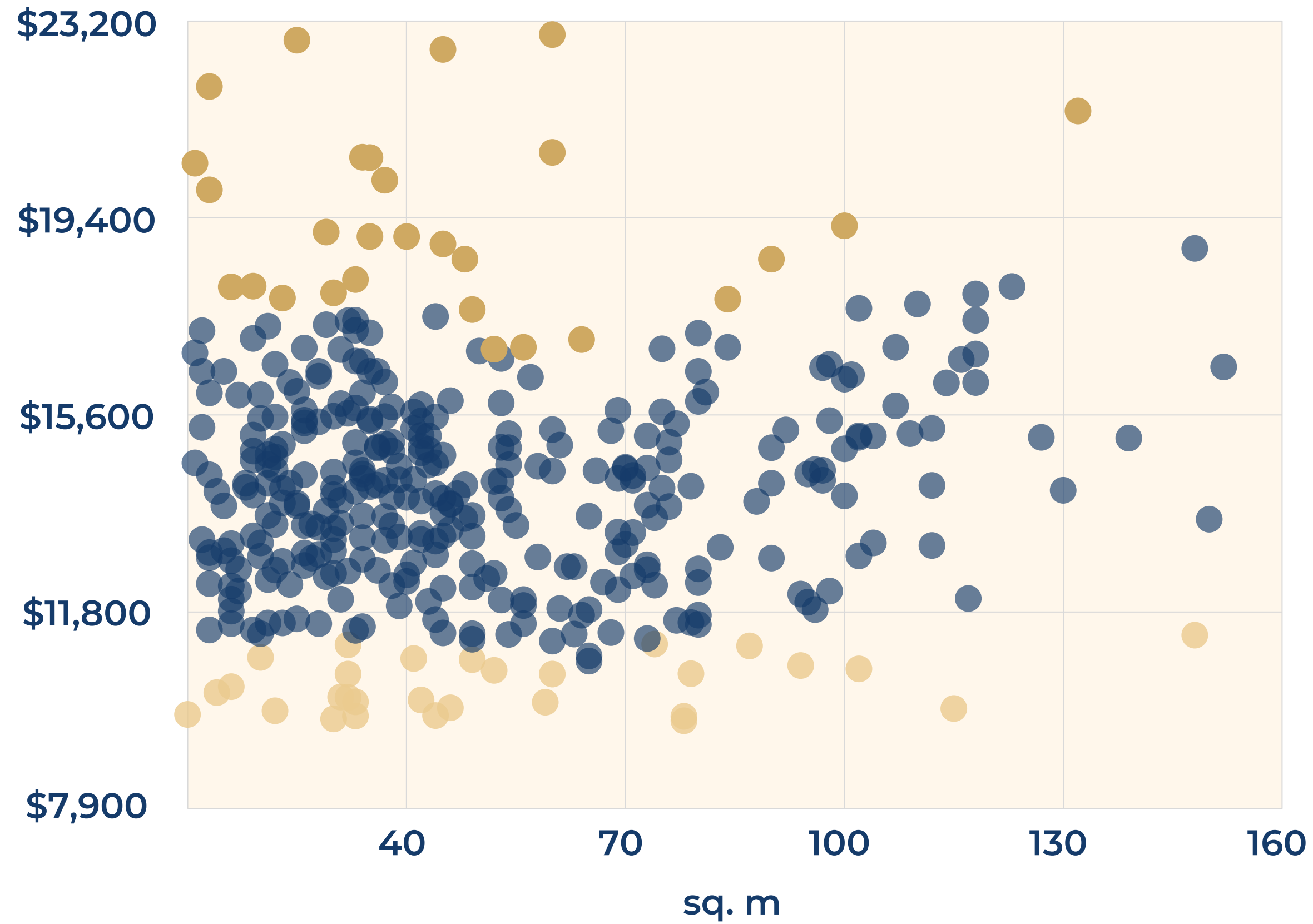
Paris 5th



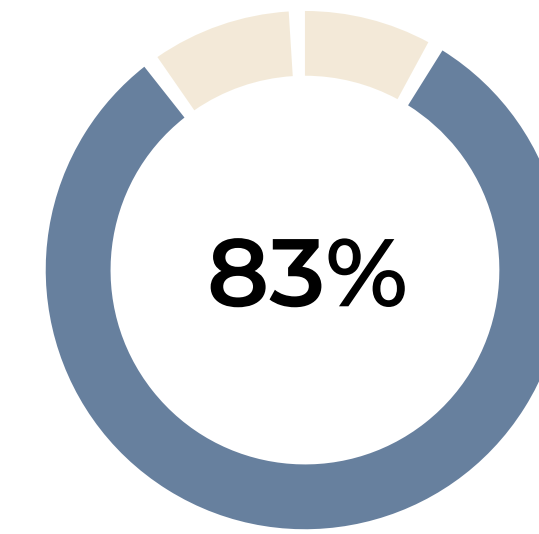
OVERVIEW

FLATS FOR SALE

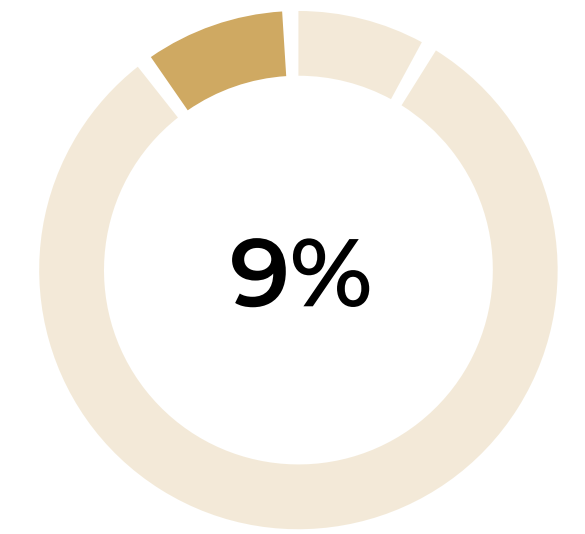
Price per sq. m



Below
market price



Market price



Above
market price

Paris 5th



DETAILED INFORMATION BY SURFACE AREA

0 - 30 sq. m

\$17,178/sq. m
high price

\$14,557/sq. m
average price

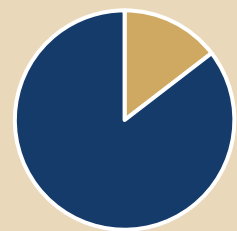
\$11,937/sq. m
low price

Average
selling time

83
days

Flats at
market price

85%



Flats off
market price

15%

30 - 50 sq. m

\$17,161/sq. m
high price

\$14,544/sq. m
average price

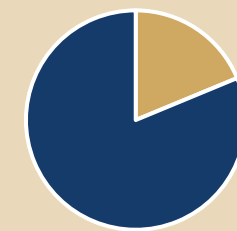
\$11,926/sq. m
low price

Average
selling time

93
days

Flats at
market price

81%



Flats off
market price

19%

50 - 70 sq. m

\$16,604/sq. m
high price

\$14,071/sq. m
average price

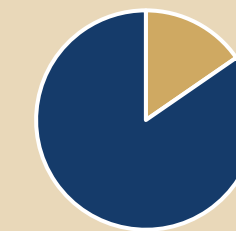
\$11,538/sq. m
low price

Average
selling time

115
days

Flats at
market price

85%



Flats off
market price

15%

70 - 100 sq. m

\$17,095/sq. m
high price

\$14,488/sq. m
average price

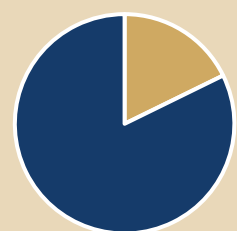
\$11,880/sq. m
low price

Average
selling time

107
days

Flats at
market price

82%



Flats off
market price

18%

100 - 120 sq. m

\$18,041/sq. m
high price

\$15,289/sq. m
average price

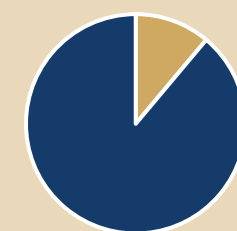
\$12,537/sq. m
low price

Average
selling time

85
days

Flats at
market price

89%



Flats off
market price

11%

> 120 sq. m

\$18,877/sq. m
high price

\$15,997/sq. m
average price

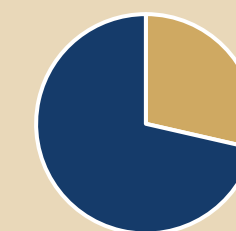
\$13,117/sq. m
low price

Average
selling time

76
days

Flats at
market price

71%



Flats off
market price

29%

Paris 5th



A SAMPLE OF SOLD FLATS FOR THE LAST 6 MONTHS

RUE DE LA CLEF	15 sq. m	Stu	\$206,400	\$13,760/sq. m
RUE DE LA HUCHETTE	18 sq. m	Stu	\$252,765	\$14,043/sq. m
RUE CUVIER	21 sq. m	Stu	\$256,499	\$12,214/sq. m
RUE DES CHANTIERS	24 sq. m	Stu	\$313,433	\$13,060/sq. m
RUE BLAINVILLE	28 sq. m	Stu	\$360,684	\$12,881/sq. m
RUE DE LABBE DE L EPEE	34 sq. m	2 r	\$512,311	\$15,067/sq. m
RUE DES URSULINES	39 sq. m	2 r	\$410,779	\$10,533/sq. m
RUE DES FOSSES ST MARCEL	46 sq. m	2 r	\$527,998	\$11,478/sq. m
RUE DE POISSY	50 sq. m	2 r	\$797,004	\$15,940/sq. m
RUE MONGE	60 sq. m	3 r	\$837,876	\$13,965/sq. m
RUE DES BERNARDINS	72 sq. m	3 r	\$1,245,144	\$17,294/sq. m
RUE LAPLACE	86 sq. m	3 r	\$1,257,720	\$14,624/sq. m
RUE TOULLIER	73 sq. m	4 r	\$1,210,710	\$16,585/sq. m
RUE DAUBENTON	86 sq. m	4 r	\$1,056,708	\$12,288/sq. m
RUE CLAUDE BERNARD	97 sq. m	4 r	\$1,243,125	\$12,816/sq. m
RUE DE QUATREFAGES	108 sq. m	5 r	\$1,380,931	\$12,786/sq. m

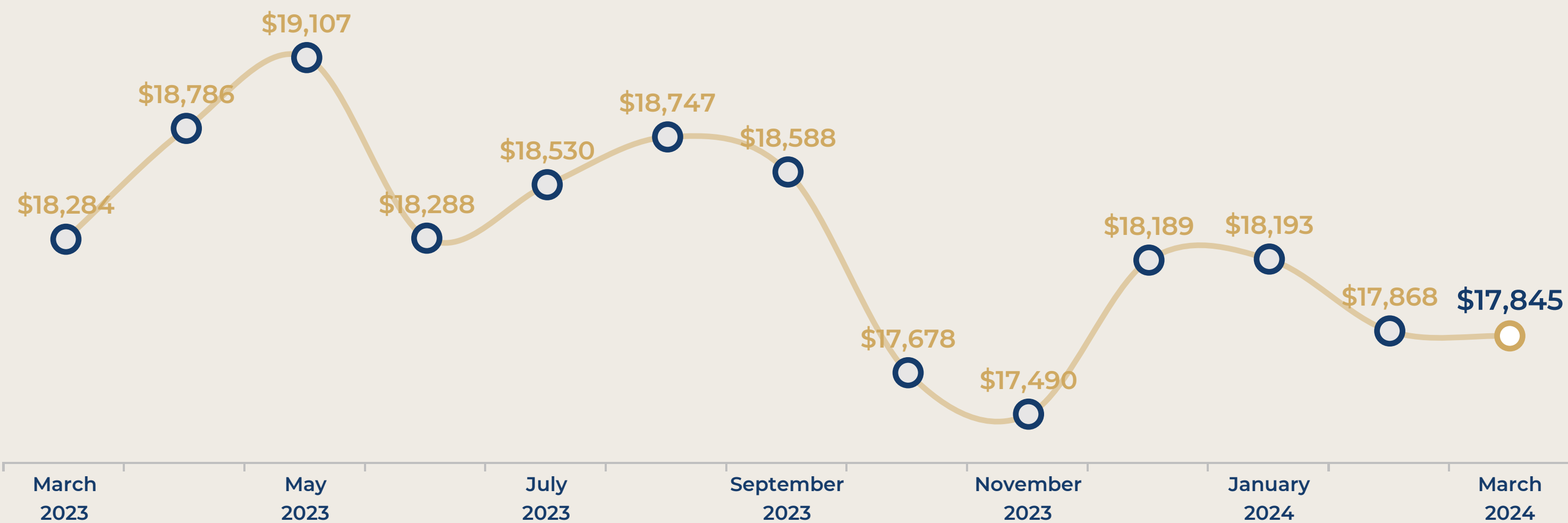
Paris 6th



EVOLUTION OF THE SELLING PRICE / sq. m

1 YEAR

3 YEARS



1 mois

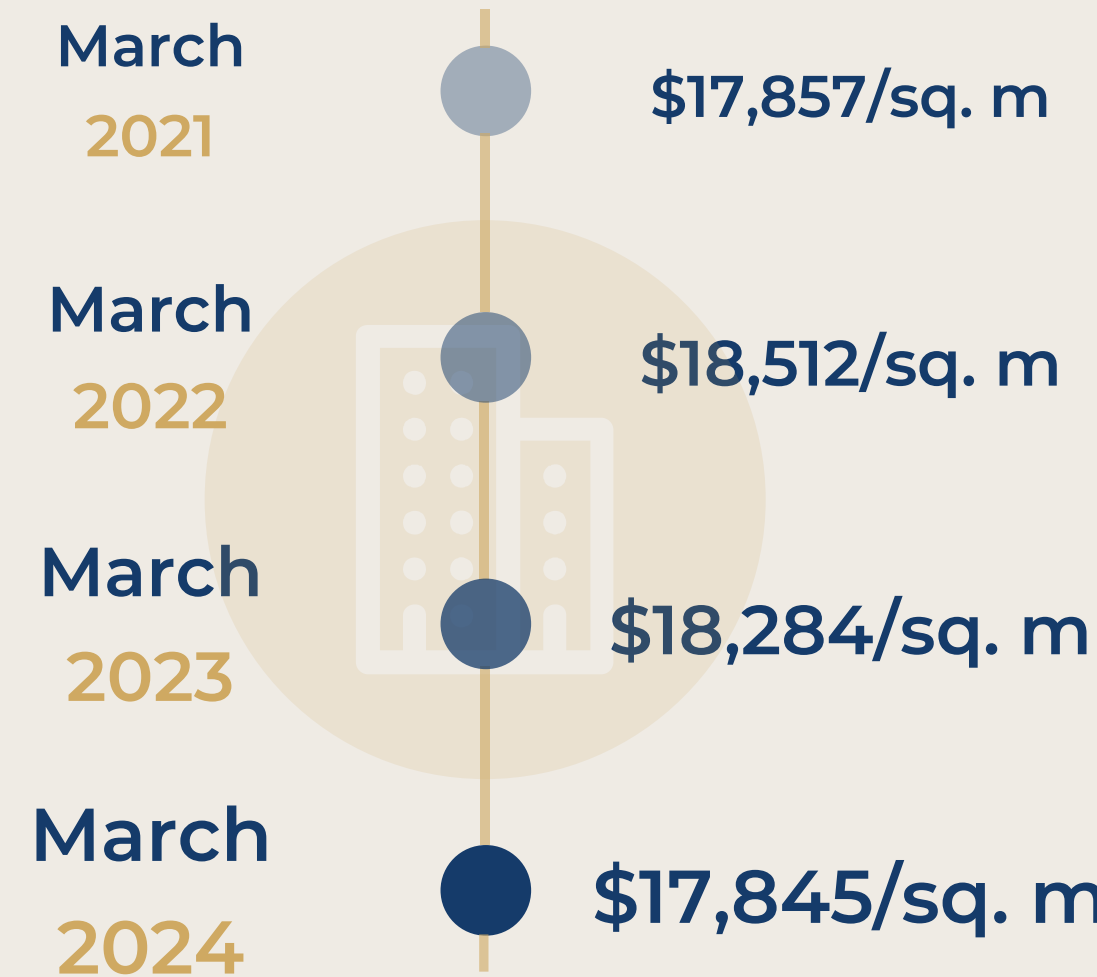
- 0,1 %


3 mois

- 1,9 %

1 an

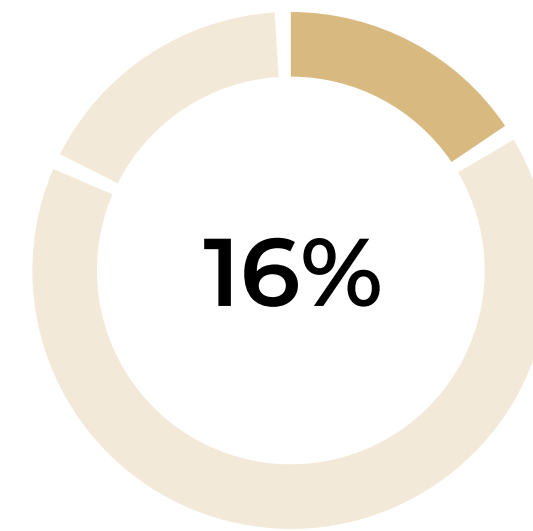
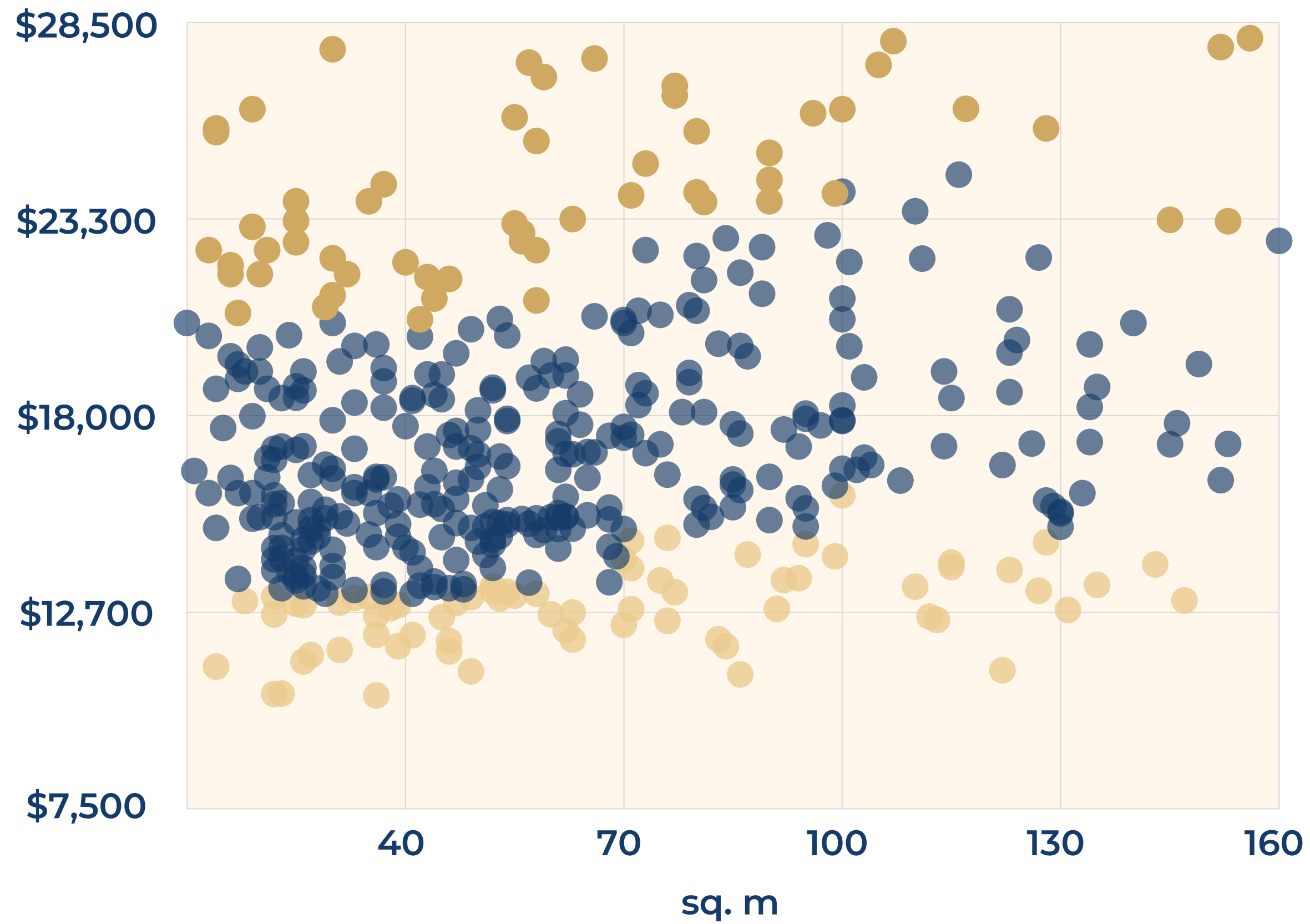
- 2,4 %



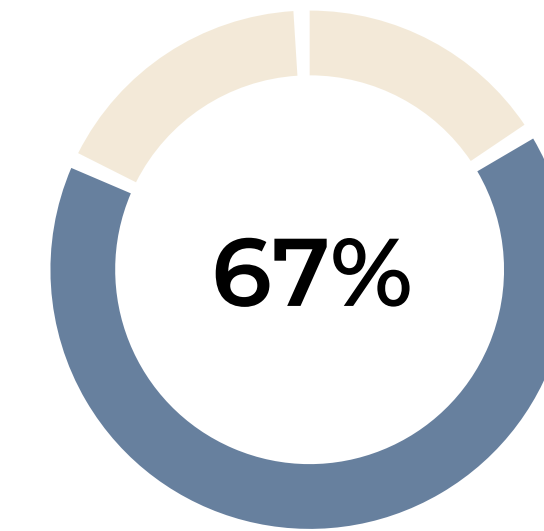


OVERVIEW FLATS FOR SALE

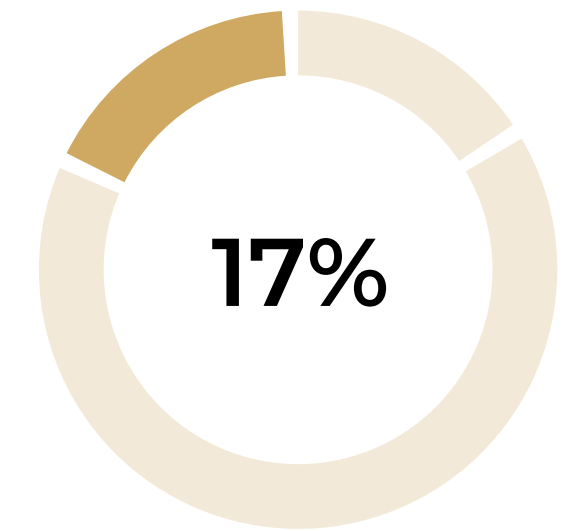
Price per sq. m



Below
market price



Market price



Above
market price

Paris 6th



DETAILED INFORMATION BY SURFACE AREA

0 - 30 sq. m

\$20,139/sq. m
high price

\$17,067/sq. m
average price

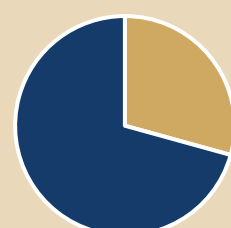
\$13,995/sq. m
low price

Average
selling time

112
days

Flats at
market price

71%



Flats off
market price

29%

30 - 50 sq. m

\$20,100/sq. m
high price

\$17,034/sq. m
average price

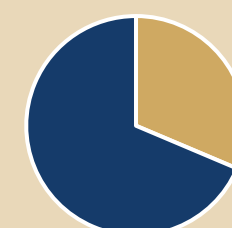
\$13,967/sq. m
low price

Average
selling time

105
days

Flats at
market price

69%



Flats off
market price

31%

50 - 70 sq. m

\$20,444/sq. m
high price

\$17,325/sq. m
average price

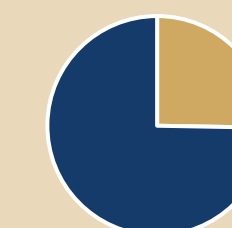
\$14,207/sq. m
low price

Average
selling time

120
days

Flats at
market price

75%



Flats off
market price

25%

70 - 100 sq. m

\$22,147/sq. m
high price

\$18,768/sq. m
average price

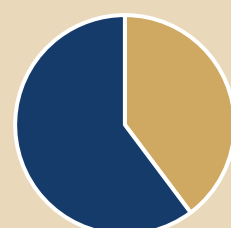
\$15,390/sq. m
low price

Average
selling time

112
days

Flats at
market price

60%



Flats off
market price

40%

100 - 120 sq. m

\$23,641/sq. m
high price

\$20,035/sq. m
average price

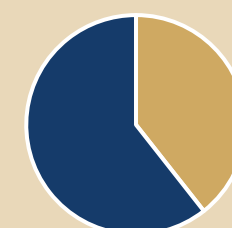
\$16,428/sq. m
low price

Average
selling time

79
days

Flats at
market price

61%



Flats off
market price

39%

> 120 sq. m

\$21,993/sq. m
high price

\$18,638/sq. m
average price

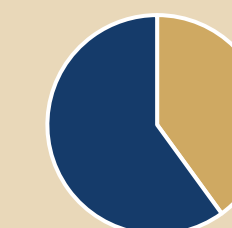
\$15,283/sq. m
low price

Average
selling time

81
days

Flats at
market price

60%



Flats off
market price

40%

Paris 6th



A SAMPLE OF SOLD FLATS FOR THE LAST 6 MONTHS

RUE DU SABOT	15 sq. m	Stu	\$228,272	\$15,218/sq. m
RUE DE VAUGIRARD	22 sq. m	Stu	\$297,332	\$13,515/sq. m
RUE CHRISTINE	25 sq. m	Stu	\$264,537	\$10,581/sq. m
COUR DE ROHAN	26 sq. m	Stu	\$398,278	\$15,318/sq. m
RUE DE L EPERON	30 sq. m	Stu	\$471,828	\$15,728/sq. m
RUE DES CHARTREUX	35 sq. m	2 r	\$581,546	\$16,615/sq. m
RUE DE LA GRANDE CHAUMIERE	42 sq. m	2 r	\$757,172	\$18,028/sq. m
CAR DE L ODEON	49 sq. m	2 r	\$571,083	\$11,655/sq. m
RUE DE LA GRANDE CHAUMIERE	54 sq. m	2 r	\$754,932	\$13,981/sq. m
RUE DE SEVRES	60 sq. m	3 r	\$961,937	\$16,033/sq. m
RUE HAUTEFEUILLE	70 sq. m	3 r	\$887,132	\$12,673/sq. m
RUE DU CERCHE-MIDI	88 sq. m	3 r	\$1,163,565	\$13,222/sq. m
RUE DU CERCHE-MIDI	79 sq. m	4 r	\$1,270,968	\$16,088/sq. m
RUE DE VAUGIRARD	88 sq. m	4 r	\$1,502,850	\$17,077/sq. m
AV VAVIN	101 sq. m	4 r	\$1,613,202	\$15,973/sq. m
RUE DES BEAUX-ARTS	118 sq. m	5 r	\$2,083,952	\$17,660/sq. m

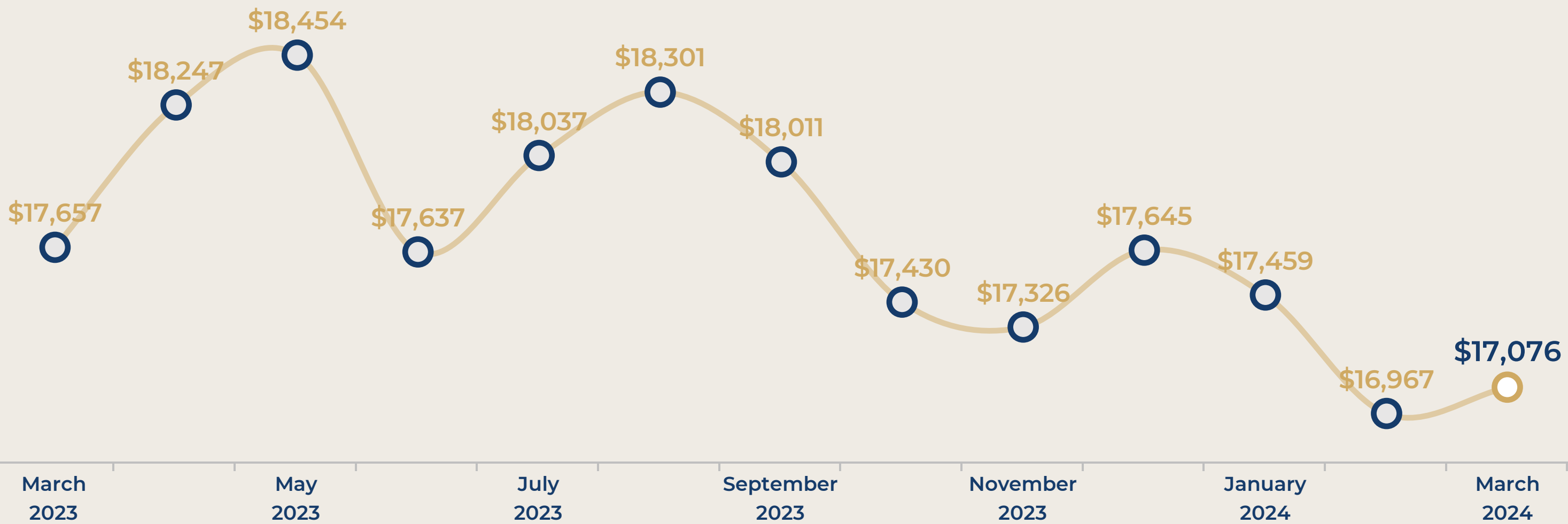
Paris 7th



EVOLUTION OF THE SELLING PRICE / sq. m

1 YEAR

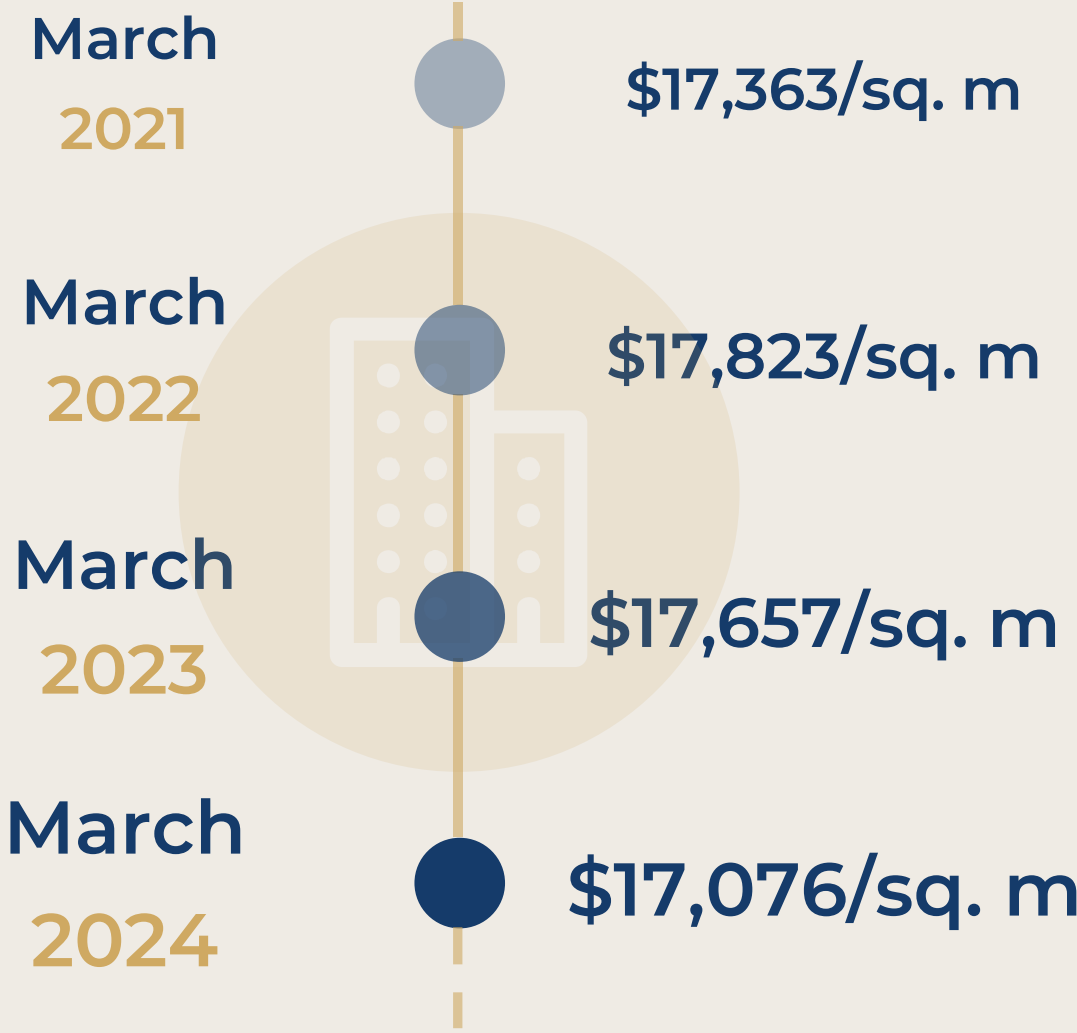
3 YEARS




1 mois
+ 0,6 %

3 mois
- 3,2 %

1 an
- 3,3 %



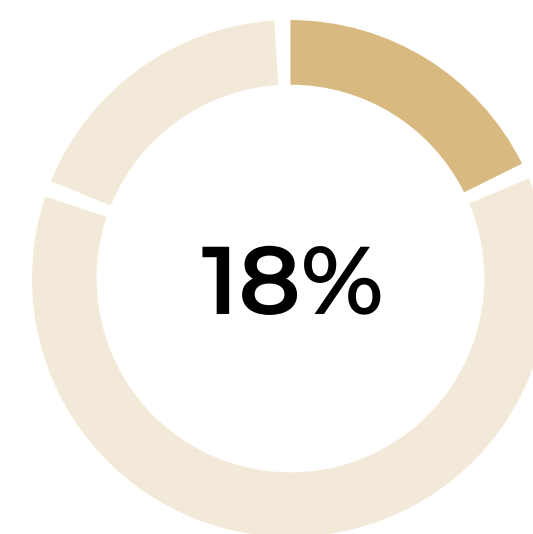
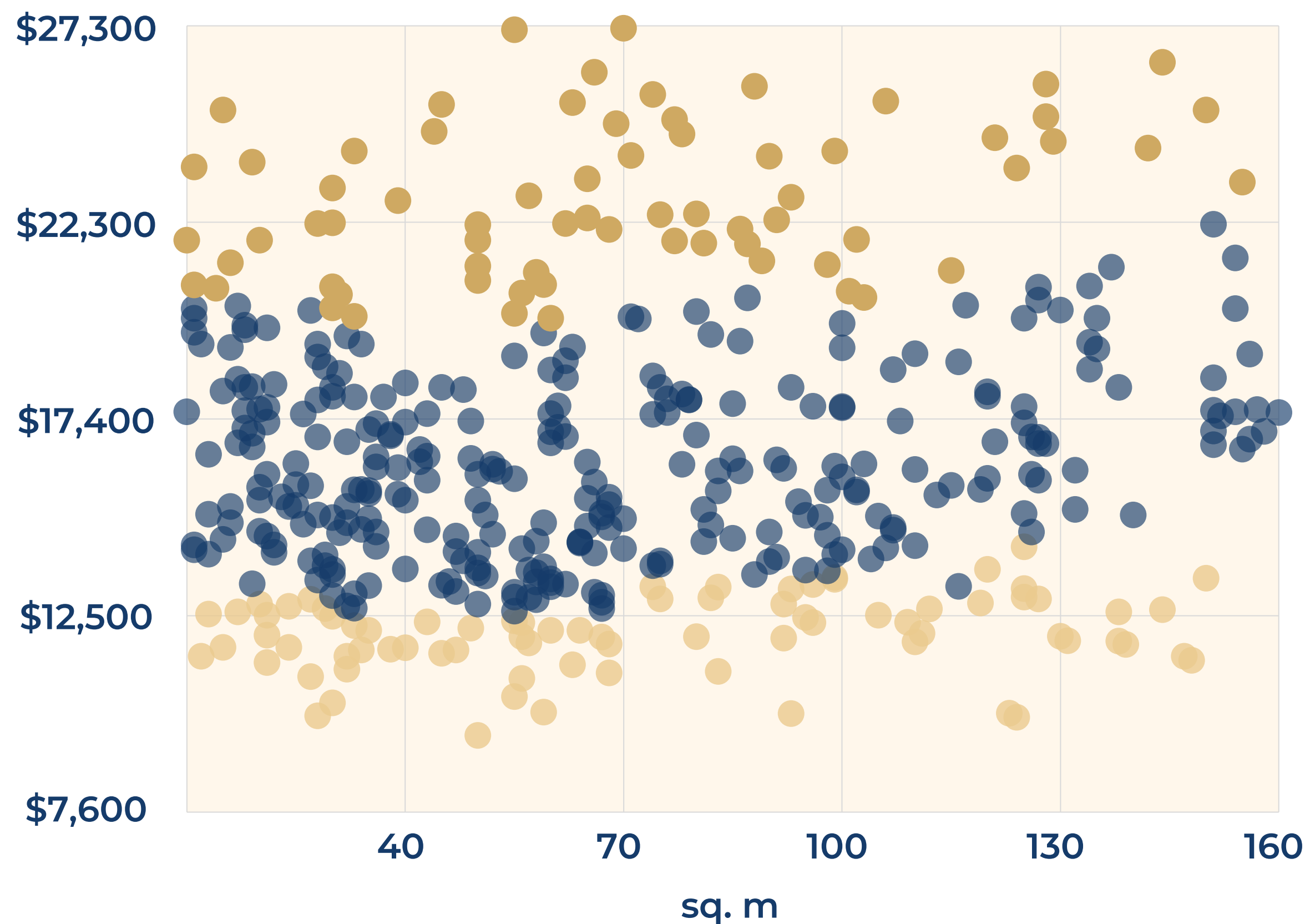


Paris 7th

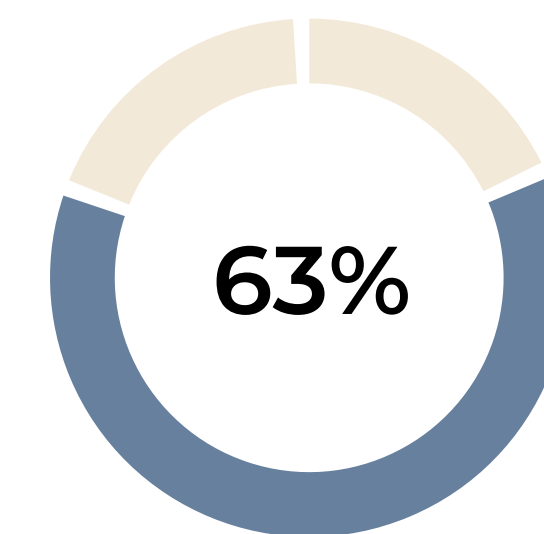


OVERVIEW FLATS FOR SALE

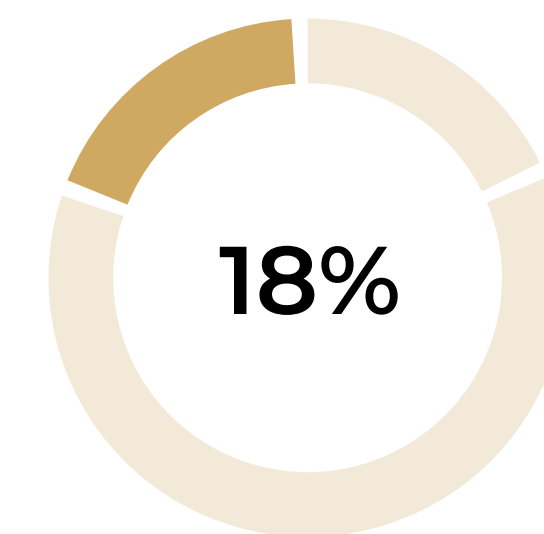
Price per sq. m



Below
market price



Market price



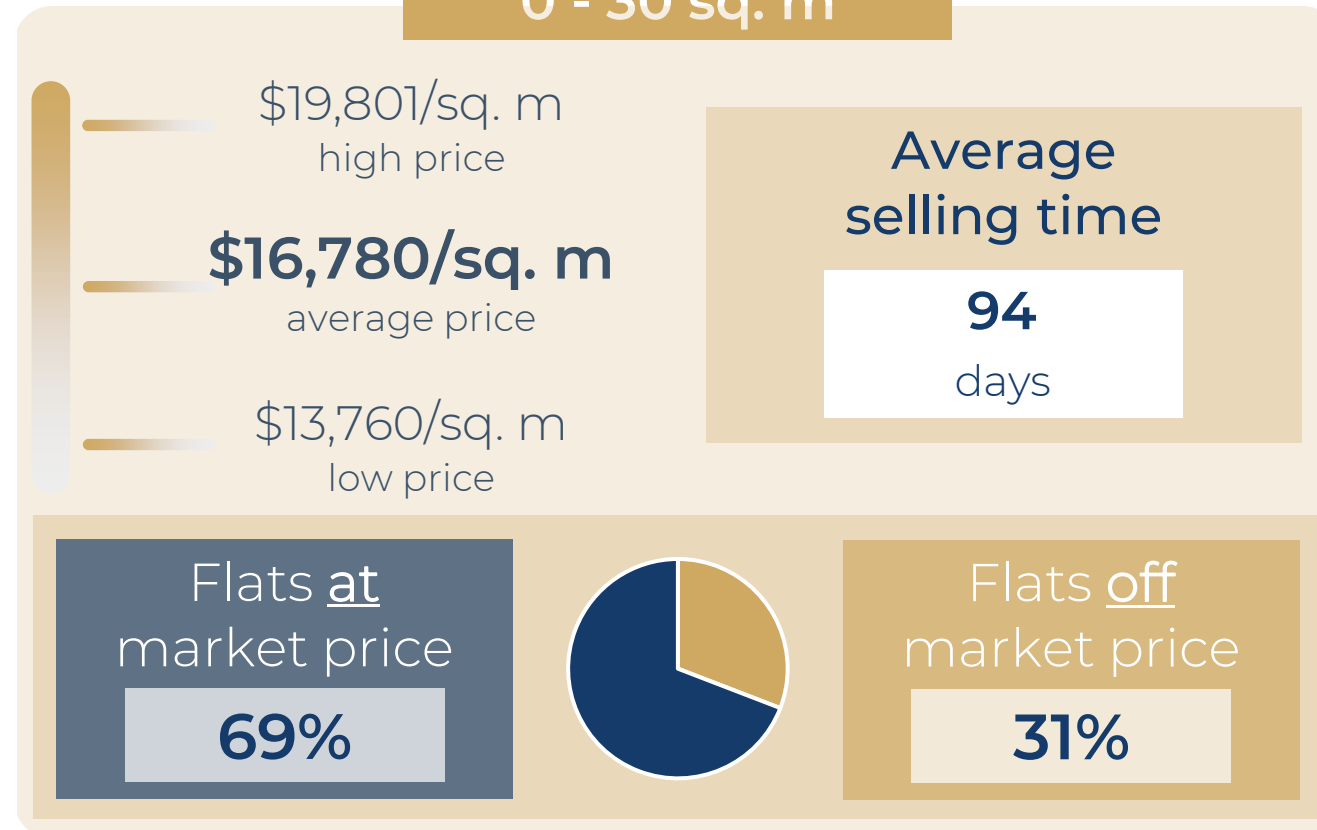
Above
market price

Paris 7th

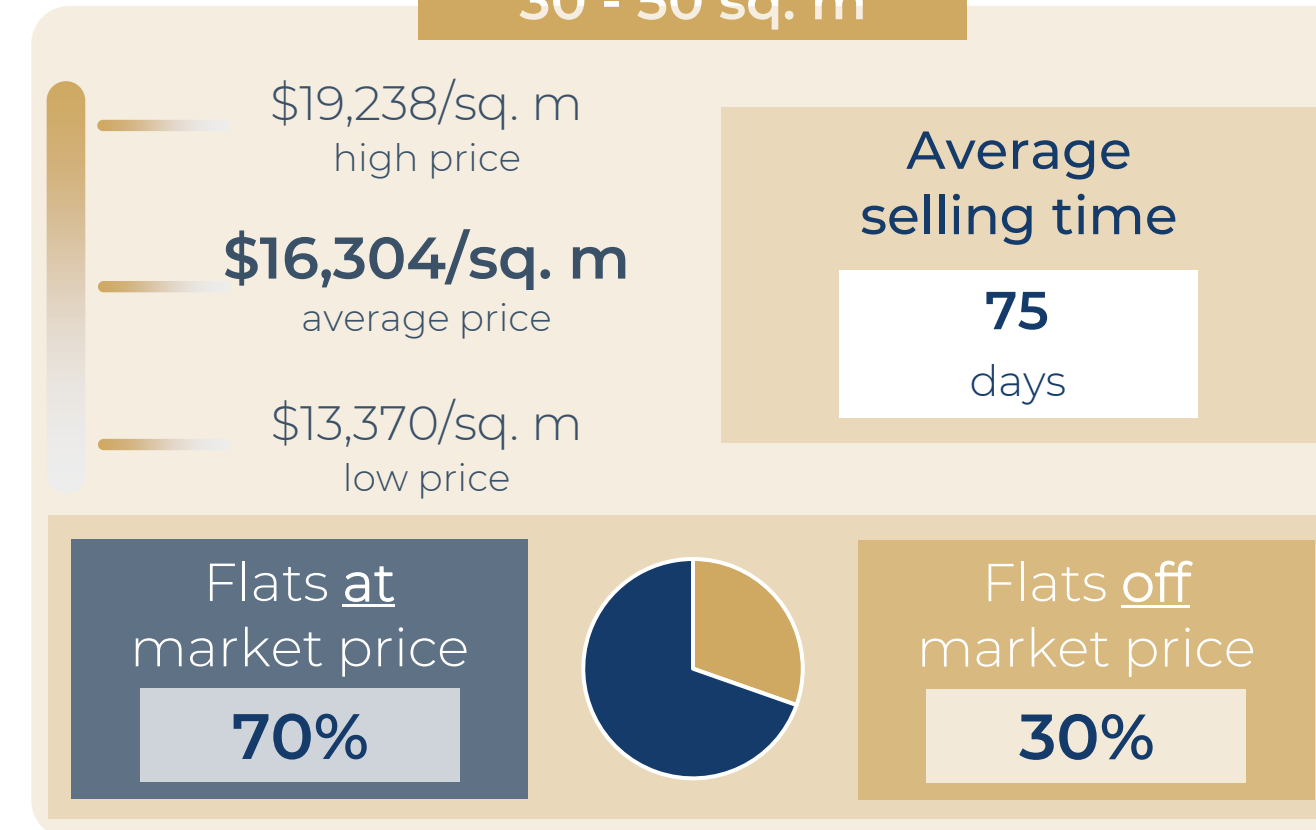


DETAILED INFORMATION BY SURFACE AREA

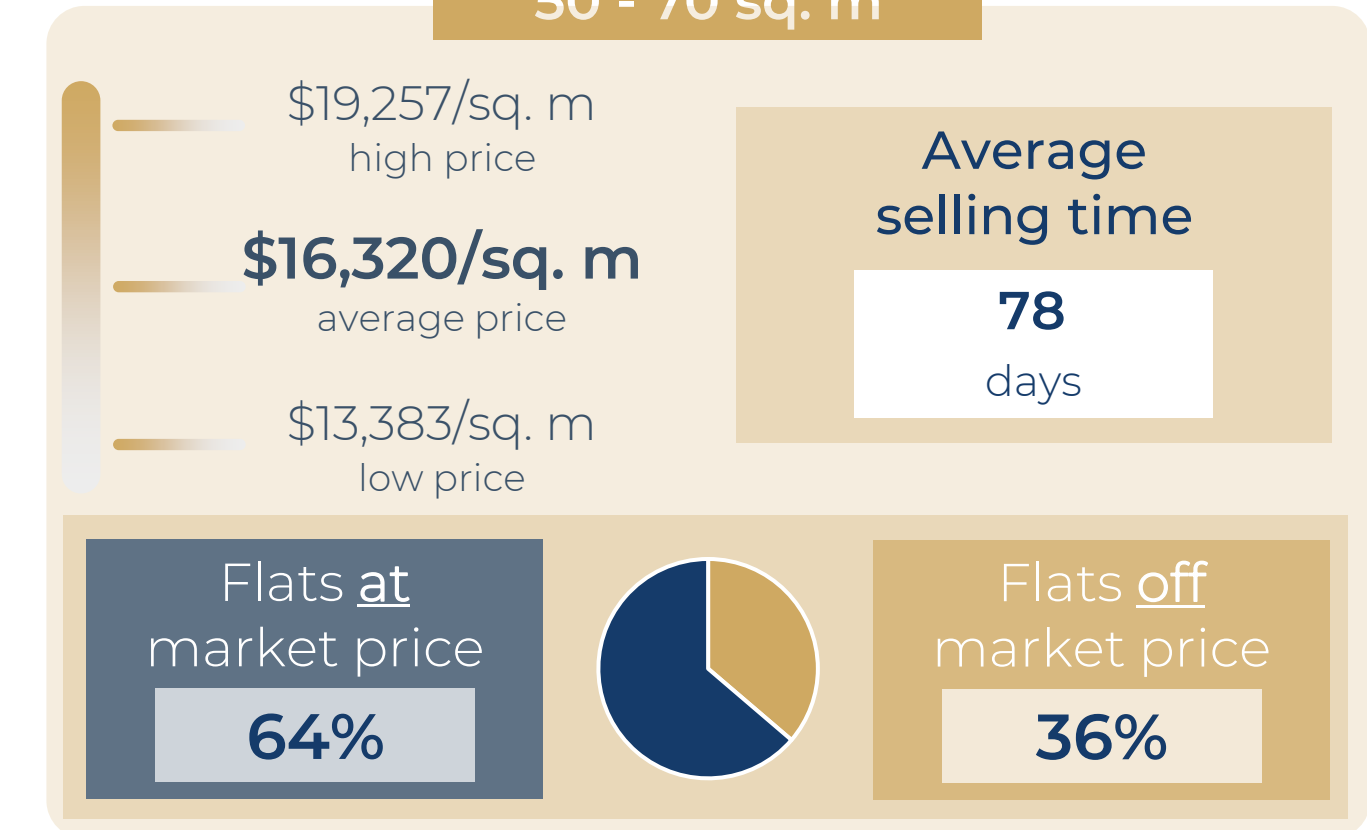
0 - 30 sq. m



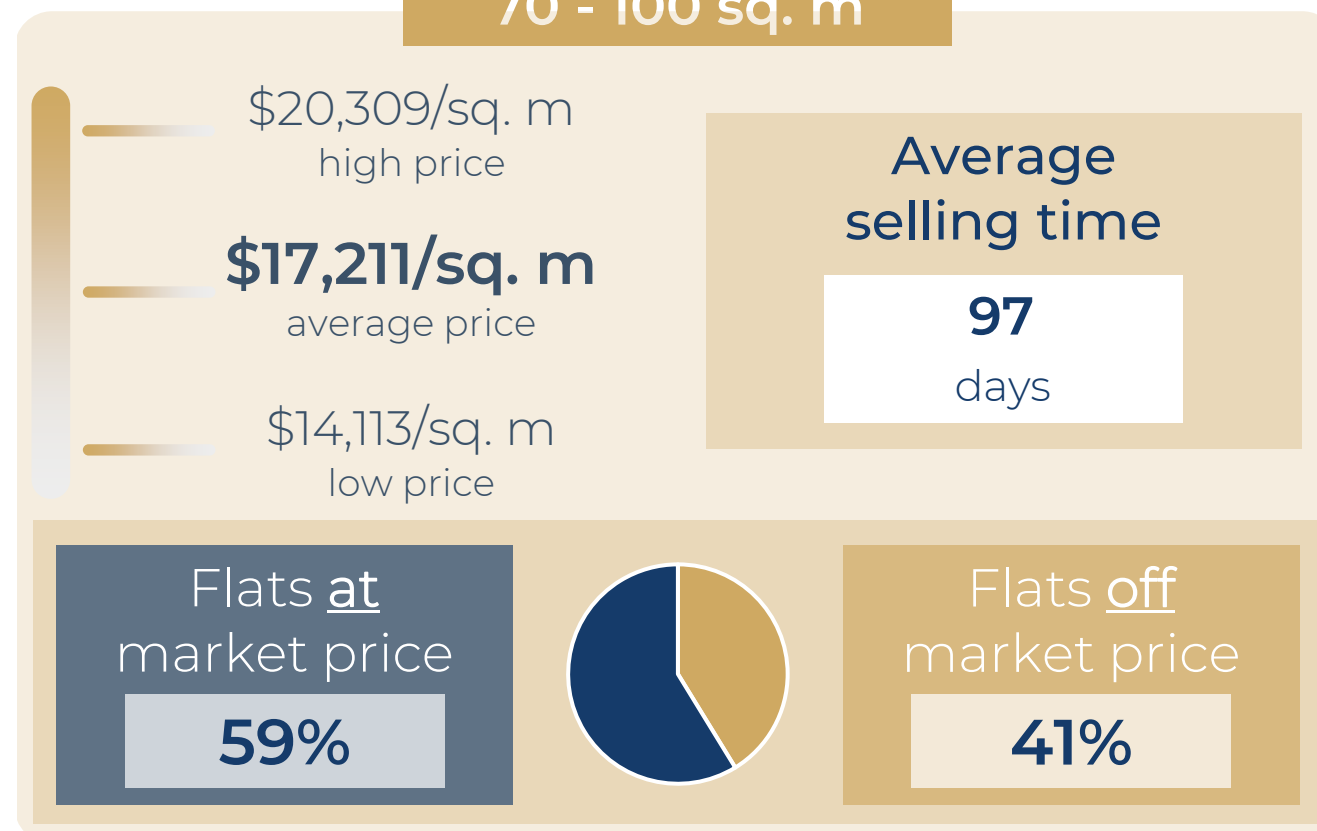
30 - 50 sq. m



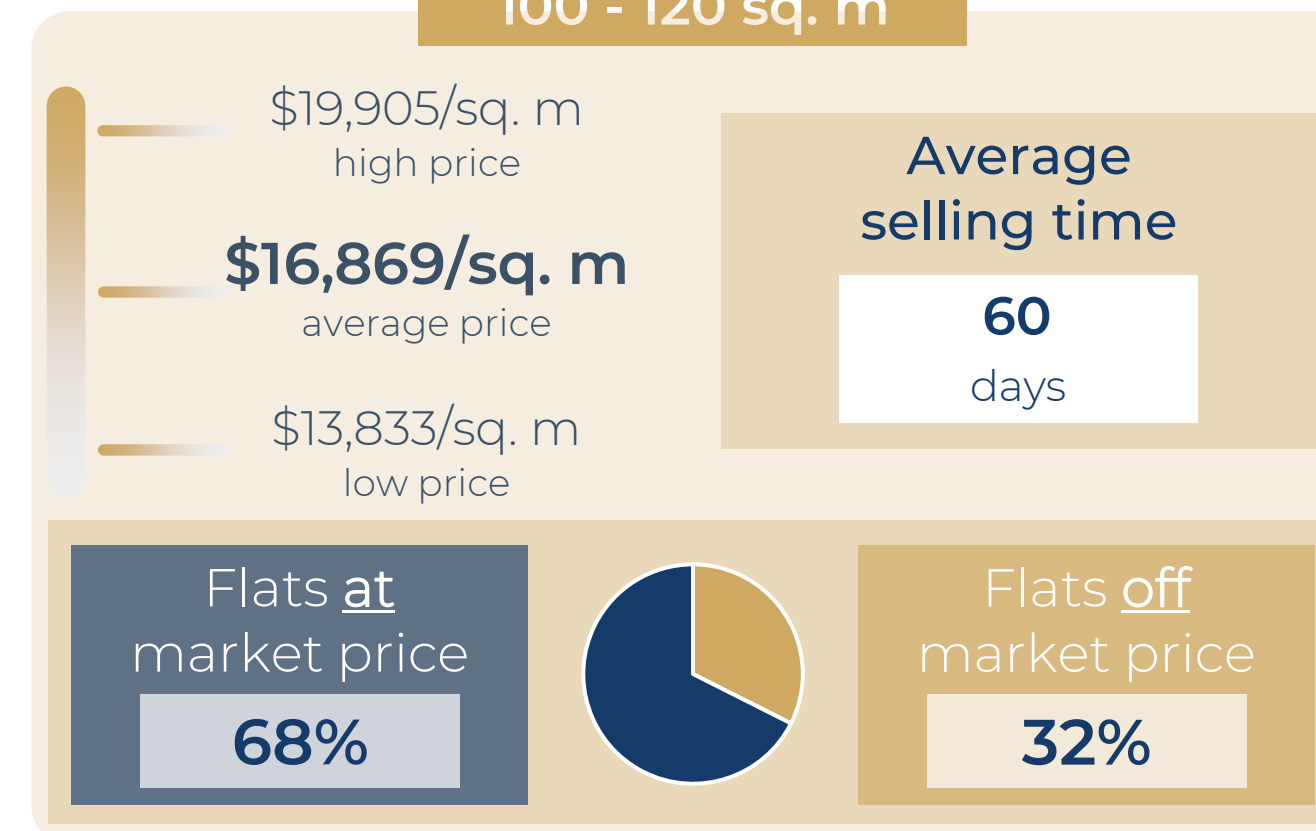
50 - 70 sq. m



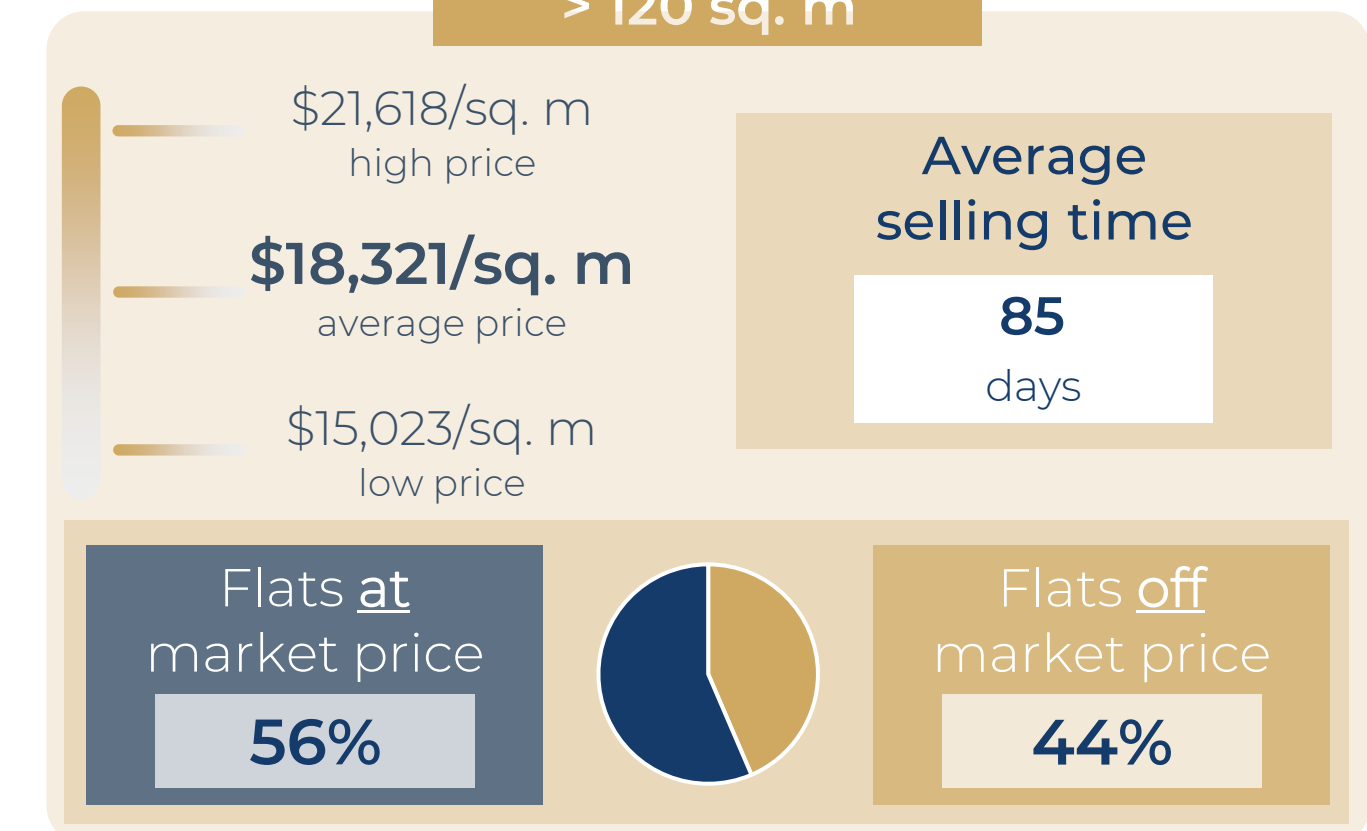
70 - 100 sq. m



100 - 120 sq. m



> 120 sq. m



Paris 7th



A SAMPLE OF SOLD FLATS FOR THE LAST 6 MONTHS

AV DE LA MOTTE PICQUET	15 sq. m	Stu	\$194,436	\$12,962/sq. m
RUE DE ST SIMON	18 sq. m	Stu	\$309,101	\$17,172/sq. m
RUE DE BOURGOGNE	21 sq. m	Stu	\$282,687	\$13,462/sq. m
RUE CLER	25 sq. m	Stu	\$387,021	\$15,481/sq. m
RUE ST DOMINIQUE	32 sq. m	Stu	\$425,928	\$13,310/sq. m
AV DE LA MOTTE PICQUET	35 sq. m	2 r	\$493,241	\$14,093/sq. m
RUE DU CHAMP DE MARS	42 sq. m	2 r	\$584,748	\$13,922/sq. m
AV BOSQUET	48 sq. m	2 r	\$613,080	\$12,773/sq. m
RUE DE BABYLONE	54 sq. m	2 r	\$875,004	\$16,203/sq. m
AV DE SEGUR	61 sq. m	3 r	\$785,260	\$12,873/sq. m
RUE DE L UNIVERSITE	74 sq. m	3 r	\$1,133,730	\$15,320/sq. m
RUE DE GRENELLE	90 sq. m	3 r	\$1,610,100	\$17,890/sq. m
RUE DE GRENELLE	77 sq. m	4 r	\$979,974	\$12,727/sq. m
RUE DU CHAMP DE MARS	82 sq. m	4 r	\$1,394,347	\$17,004/sq. m
RUE DE VERNEUIL	96 sq. m	4 r	\$1,796,388	\$18,712/sq. m
RUE LEON VAUDOYER	109 sq. m	5 r	\$1,323,159	\$12,139/sq. m

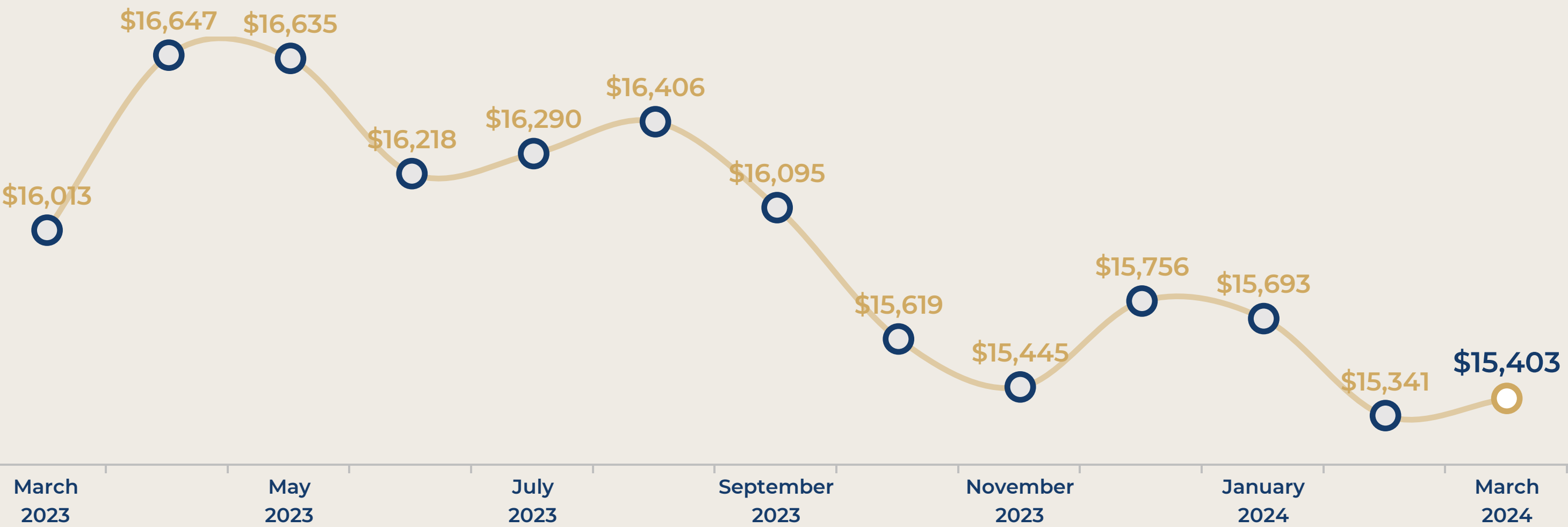
Paris 8th



EVOLUTION OF THE SELLING PRICE / sq. m

1 YEAR

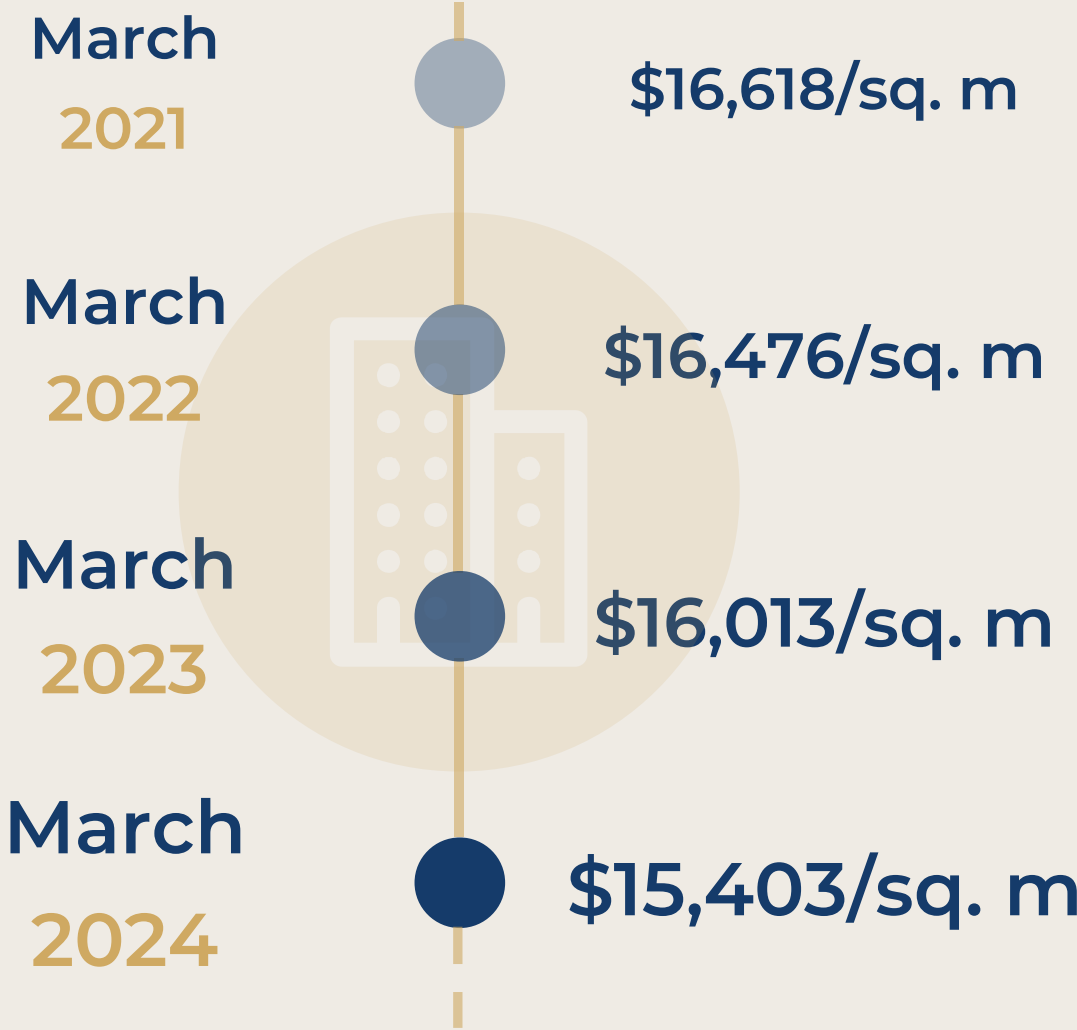
3 YEARS




1 mois
+ 0,4 %

3 mois
- 2,2 %

1 an
- 3,8 %



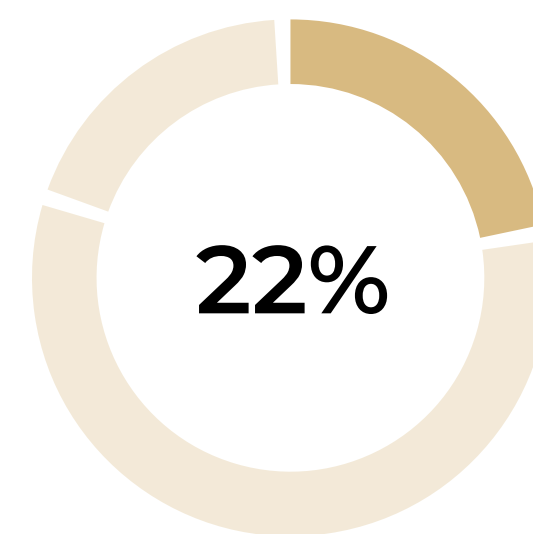
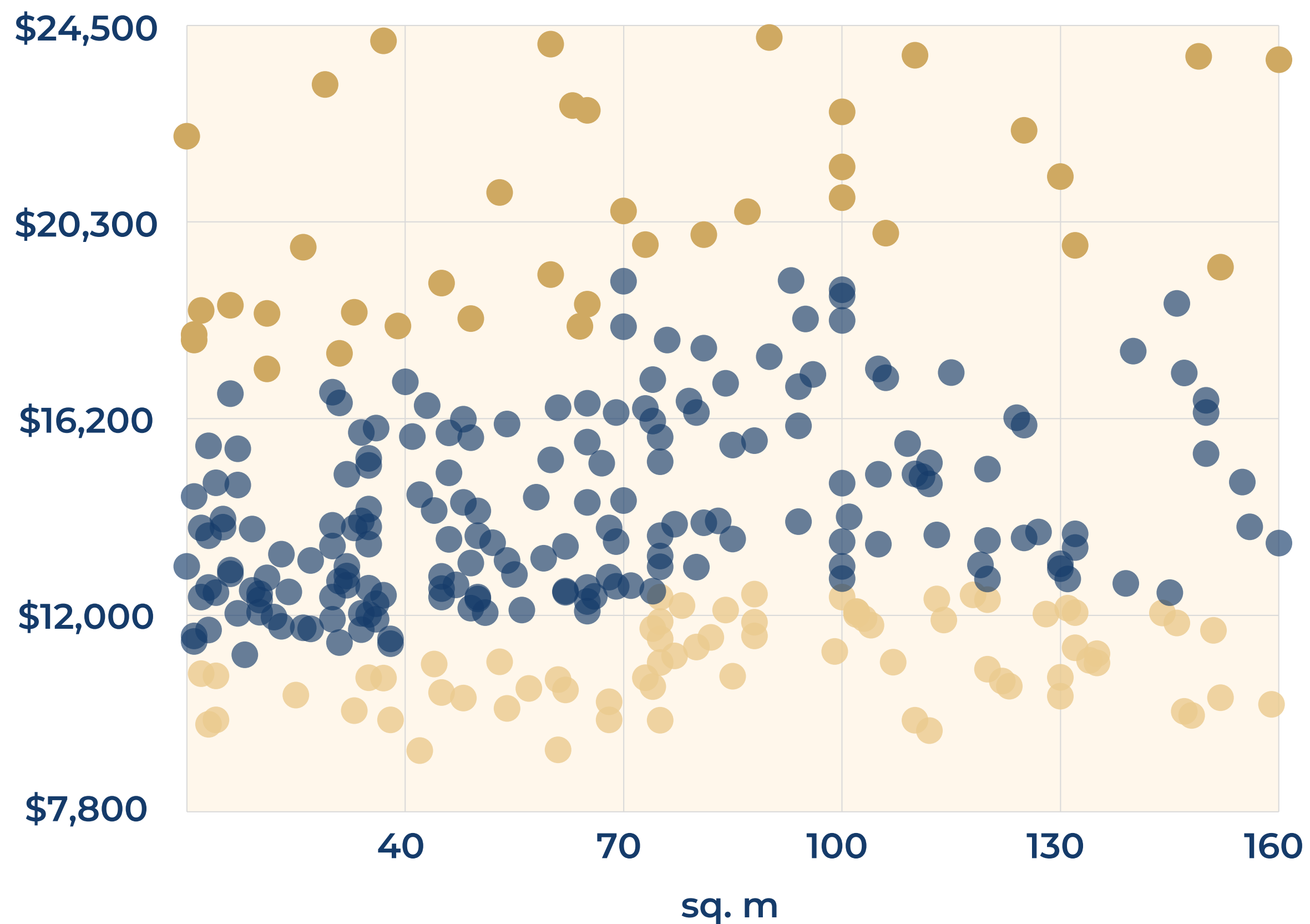


Paris 8th

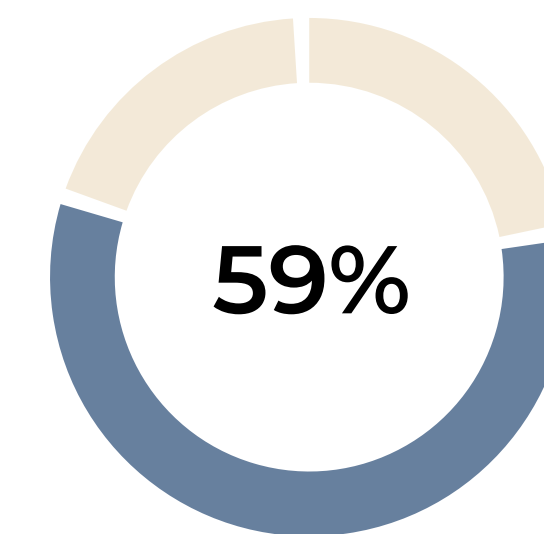


OVERVIEW FLATS FOR SALE

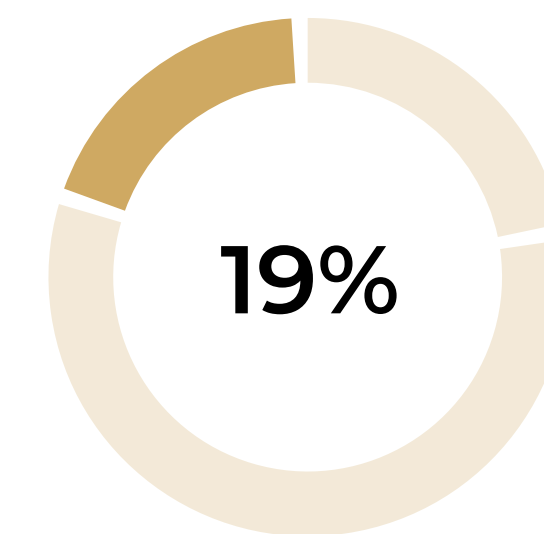
Price per sq. m



Below
market price



Market price



Above
market price

Paris 8th



DETAILED INFORMATION BY SURFACE AREA

0 - 30 sq. m

\$17,036/sq. m
high price

\$14,437/sq. m
average price

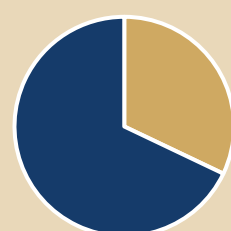
\$11,837/sq. m
low price

Average
selling time

90
days

Flats at
market price

68%



Flats off
market price

32%

30 - 50 sq. m

\$17,179/sq. m
high price

\$14,558/sq. m
average price

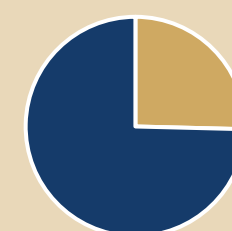
\$11,937/sq. m
low price

Average
selling time

80
days

Flats at
market price

75%



Flats off
market price

25%

50 - 70 sq. m

\$17,657/sq. m
high price

\$14,964/sq. m
average price

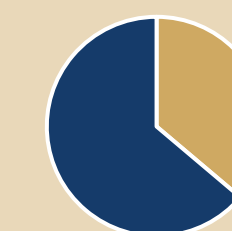
\$12,270/sq. m
low price

Average
selling time

84
days

Flats at
market price

64%



Flats off
market price

36%

70 - 100 sq. m

\$18,854/sq. m
high price

\$15,978/sq. m
average price

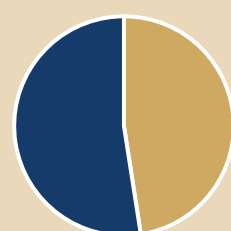
\$13,103/sq. m
low price

Average
selling time

100
days

Flats at
market price

52%



Flats off
market price

48%

100 - 120 sq. m

\$19,049/sq. m
high price

\$16,143/sq. m
average price

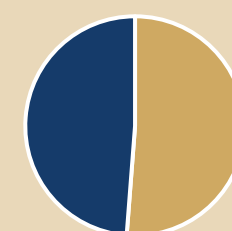
\$13,237/sq. m
low price

Average
selling time

93
days

Flats at
market price

49%



Flats off
market price

51%

> 120 sq. m

\$18,745/sq. m
high price

\$15,885/sq. m
average price

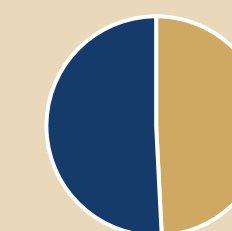
\$13,026/sq. m
low price

Average
selling time

97
days

Flats at
market price

51%



Flats off
market price

49%

Paris 8th



A SAMPLE OF SOLD FLATS FOR THE LAST 6 MONTHS

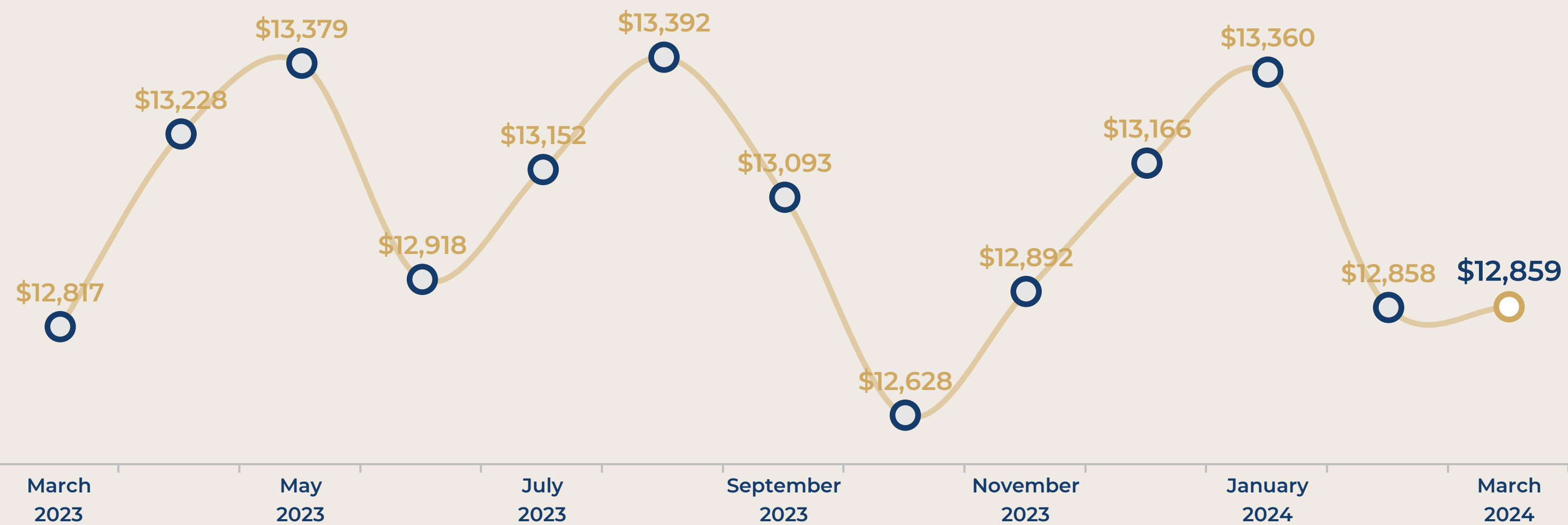
RUE D AMSTERDAM	16 sq. m	Stu	\$278,443	\$17,403/sq. m
RUE DU ROCHER	20 sq. m	Stu	\$204,360	\$10,218/sq. m
RUE DE COURCELLES	24 sq. m	Stu	\$260,494	\$10,854/sq. m
AV DE WAGRAM	26 sq. m	Stu	\$384,564	\$14,790/sq. m
AV MARCEAU	29 sq. m	Stu	\$472,388	\$16,289/sq. m
RUE DE MIROMESNIL	35 sq. m	2 r	\$463,379	\$13,239/sq. m
BD MALESHERBES	40 sq. m	2 r	\$454,362	\$11,360/sq. m
RUE PELOUZE	47 sq. m	2 r	\$596,798	\$12,698/sq. m
RUE DE VEZELAY	55 sq. m	2 r	\$666,854	\$12,124/sq. m
RUE DE PONTTHIEU	62 sq. m	3 r	\$836,933	\$13,499/sq. m
RUE ARSENE HOUSSAYE	70 sq. m	3 r	\$1,006,671	\$14,381/sq. m
RUE DARU	80 sq. m	3 r	\$1,026,166	\$12,827/sq. m
RUE DE MOSCOU	79 sq. m	4 r	\$1,016,691	\$12,870/sq. m
RUE DU ROCHER	90 sq. m	4 r	\$1,458,340	\$16,203/sq. m
RUE D ARGENSON	94 sq. m	4 r	\$1,347,117	\$14,331/sq. m
RUE DU FAUBOURG SAINT	101 sq. m	5 r	\$1,738,908	\$17,217/sq. m

Paris 9th



EVOLUTION OF THE SELLING PRICE / sq. m

1 YEAR



1 mois

+ 0,0%

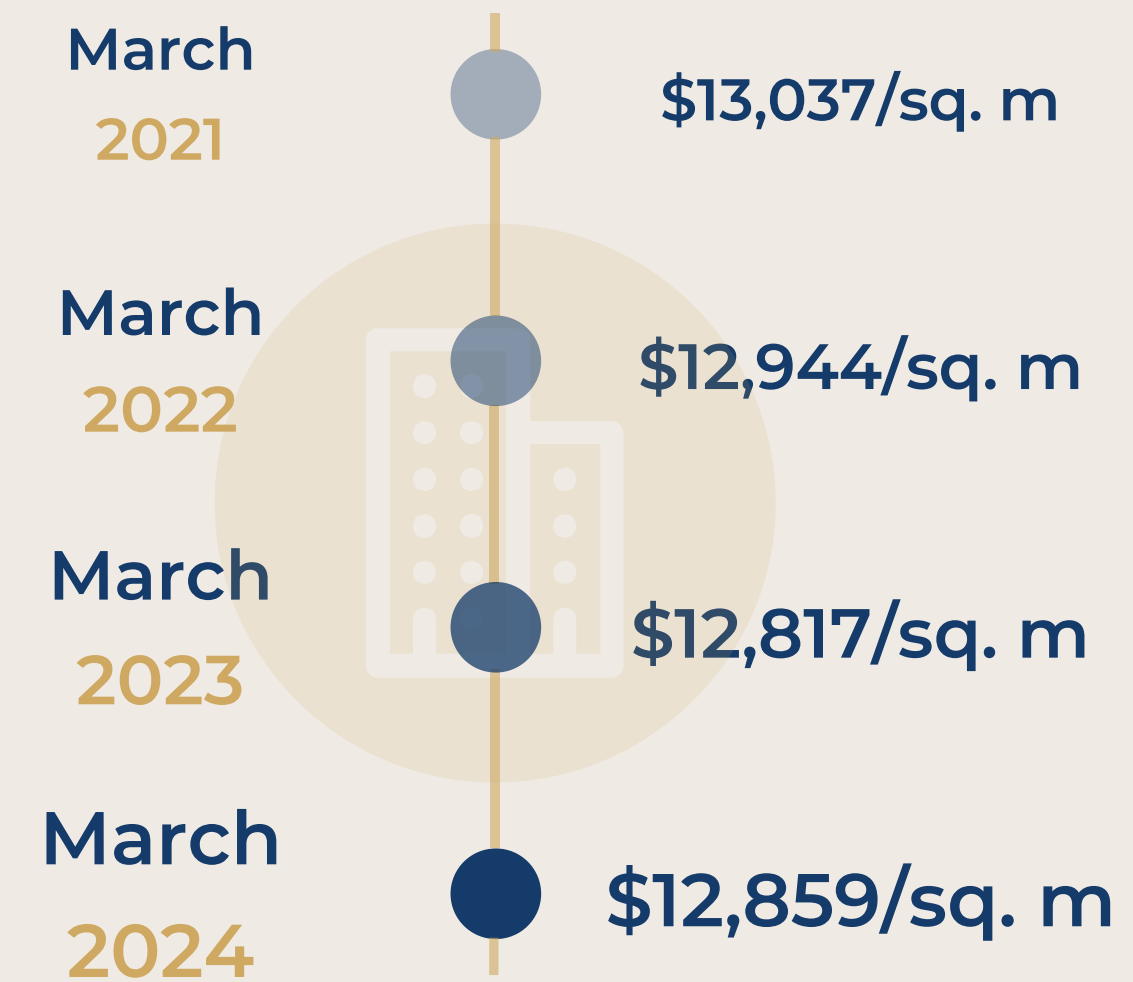
3 mois


- 2,3 %

1 an

+ 0,3 %

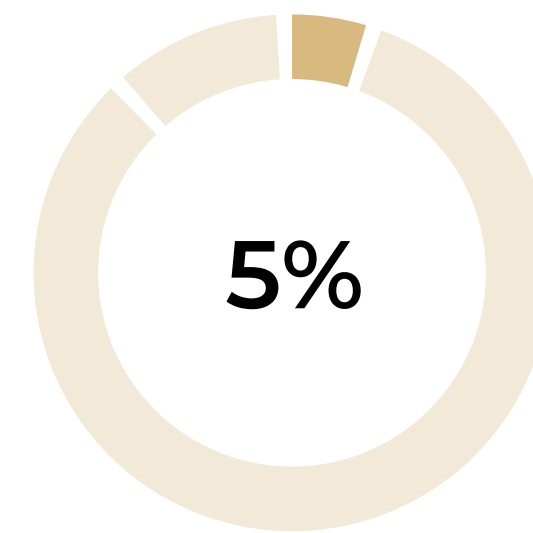
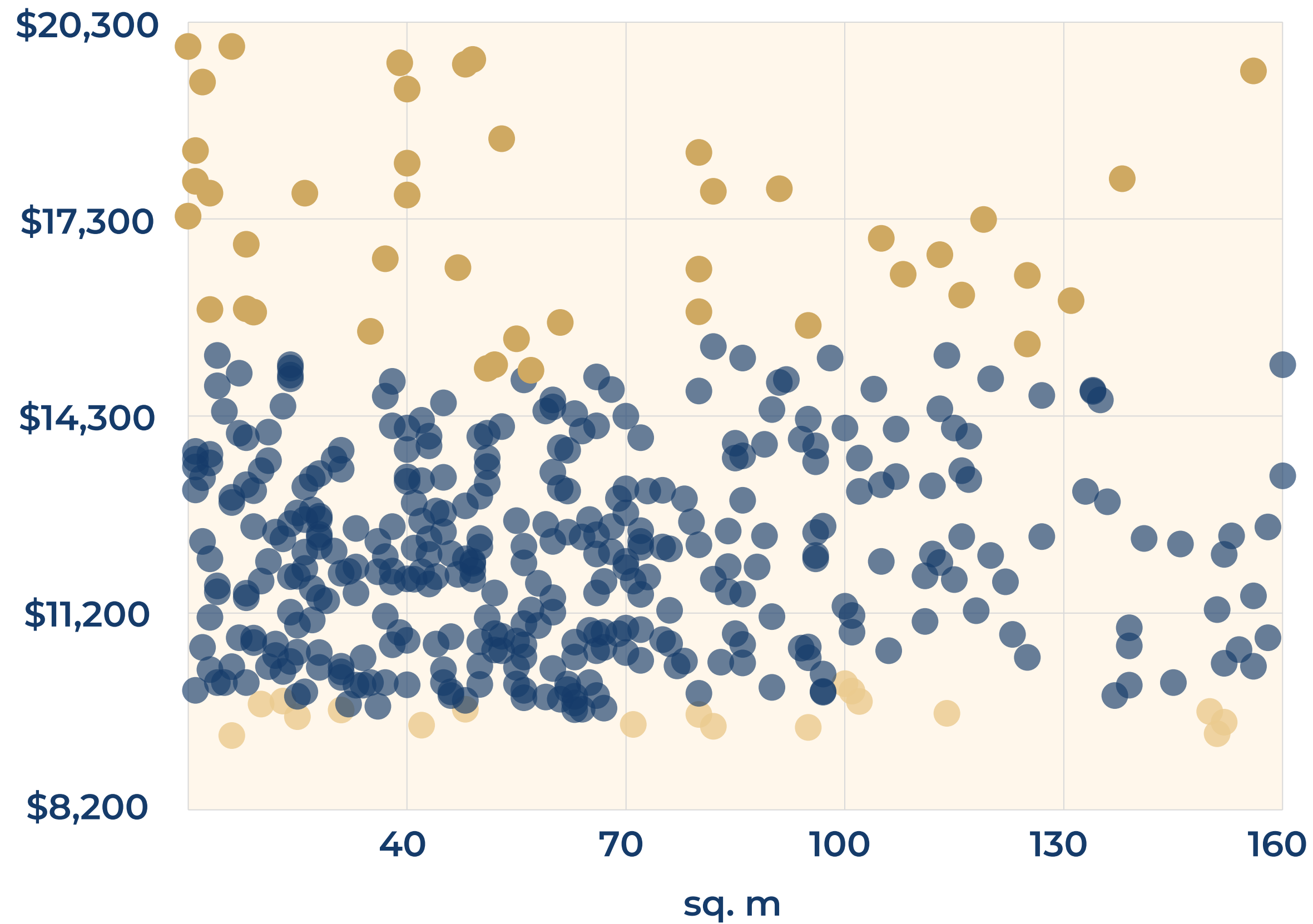
3 YEARS



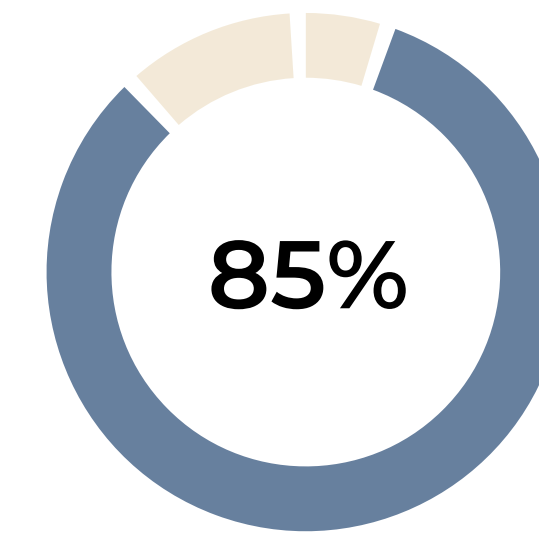


OVERVIEW FLATS FOR SALE

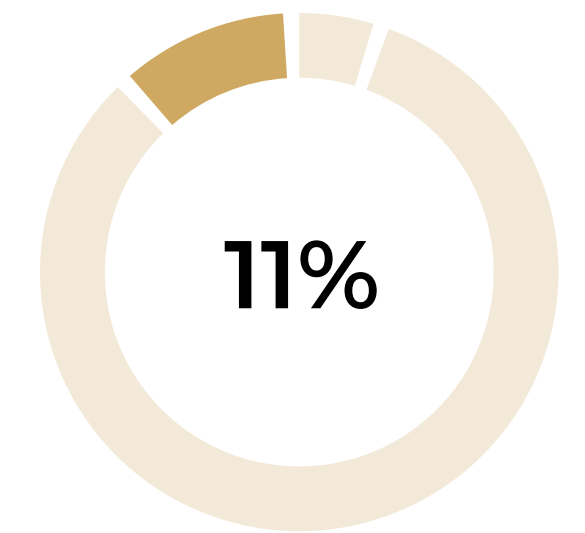
Price per sq. m



Below
market price



Market price



Above
market price

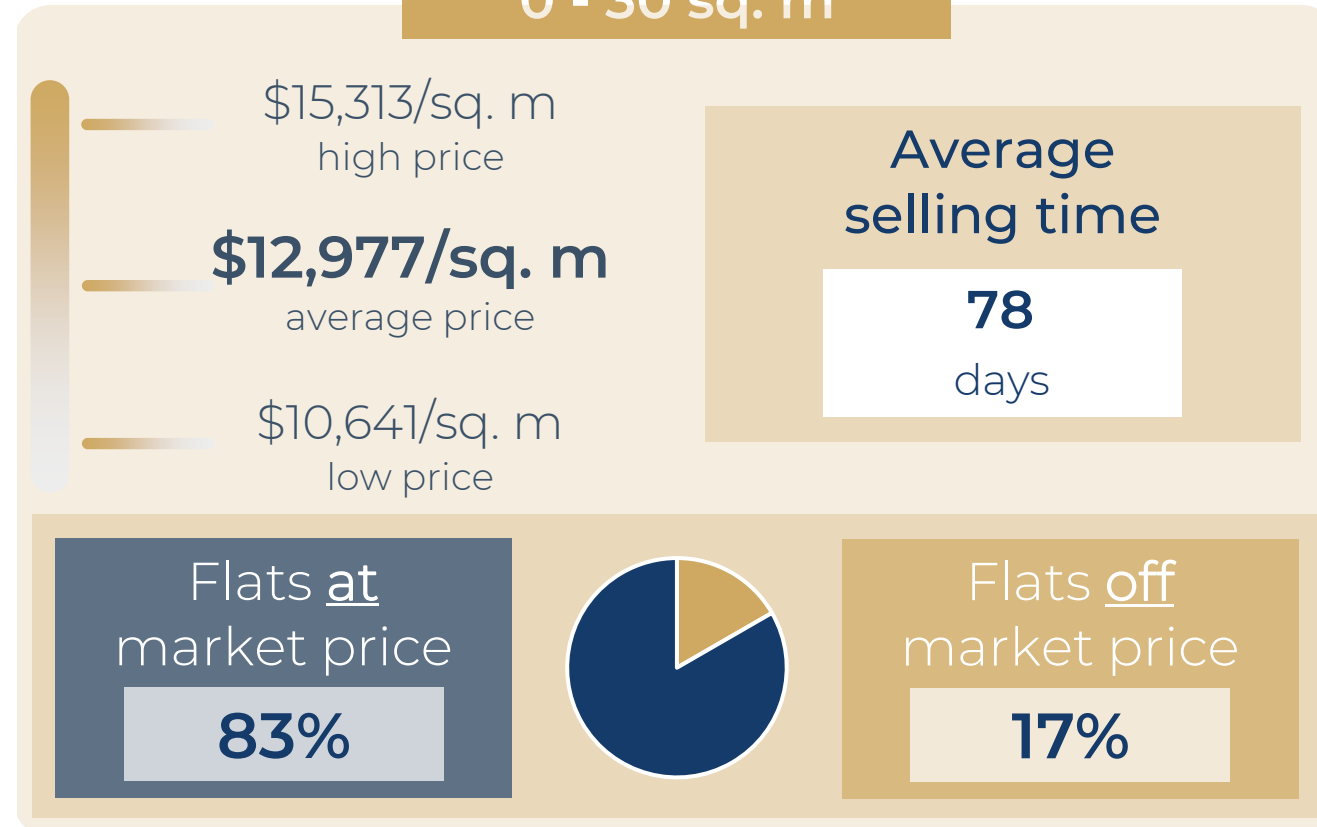


Paris 9th

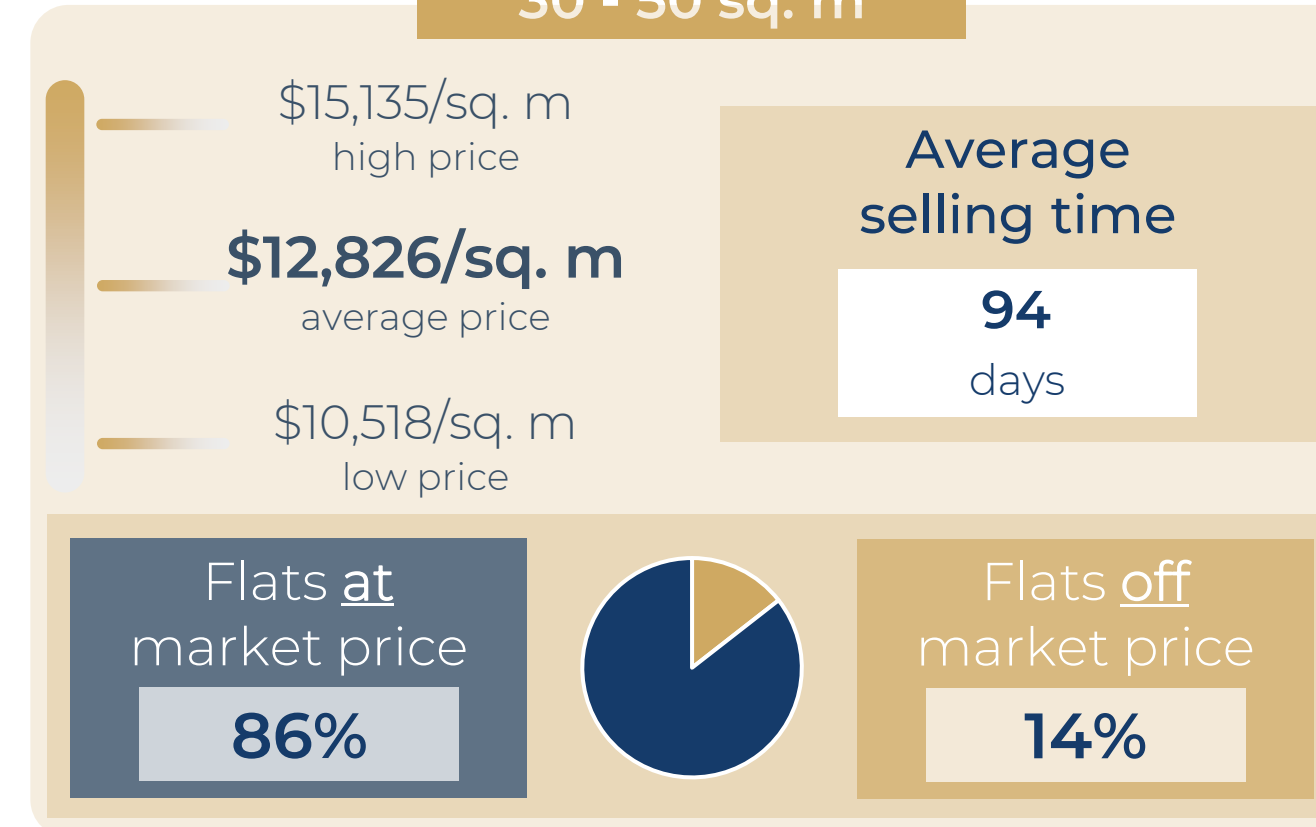


DETAILED INFORMATION BY SURFACE AREA

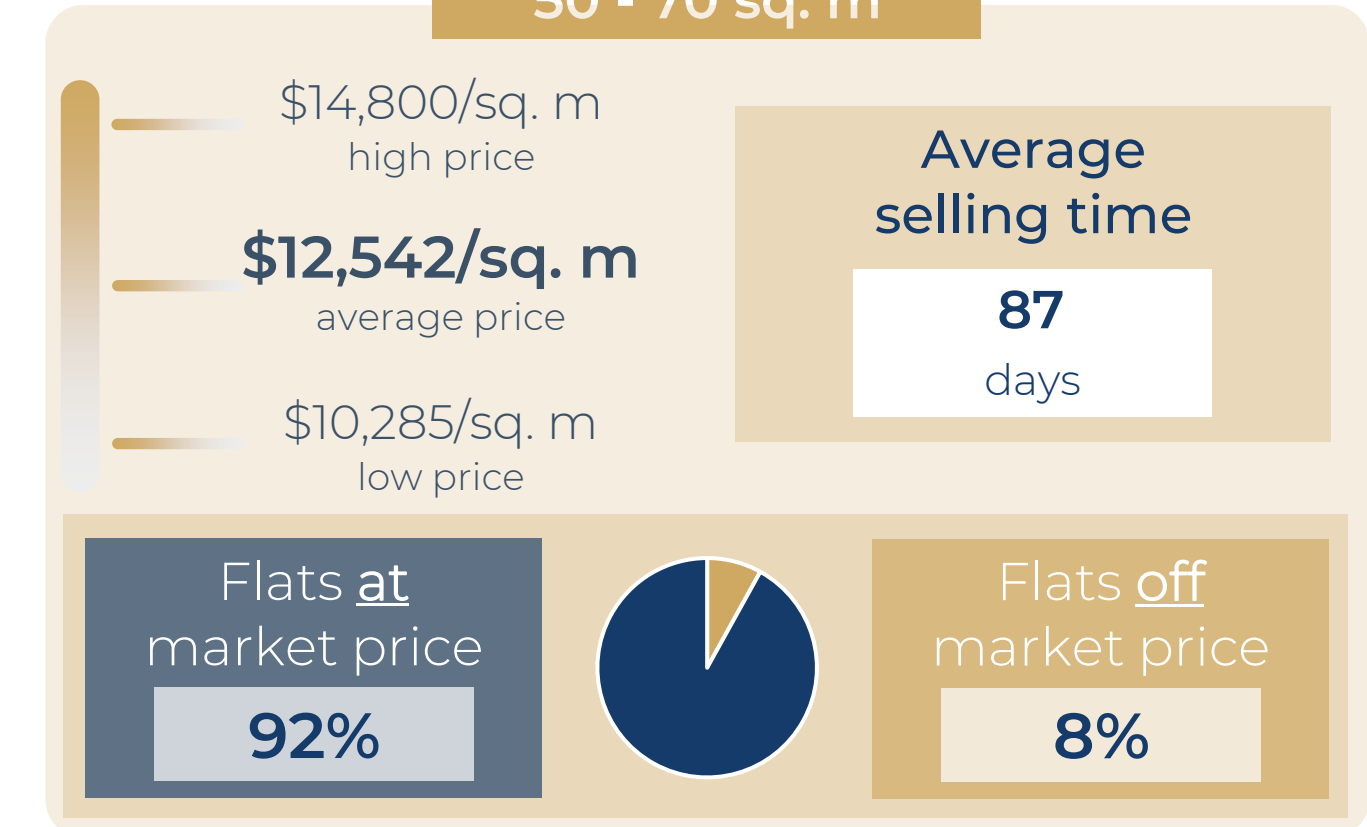
0 - 30 sq. m



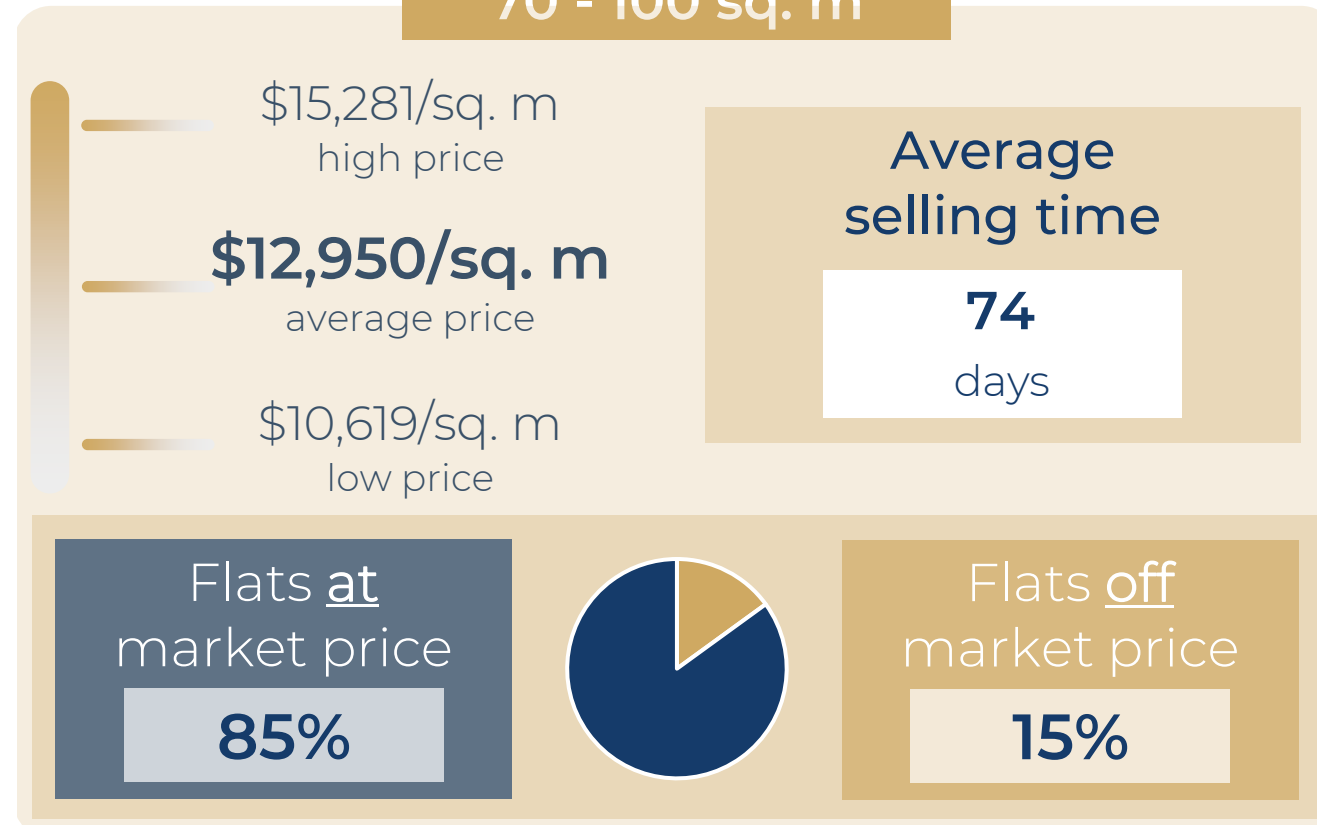
30 - 50 sq. m



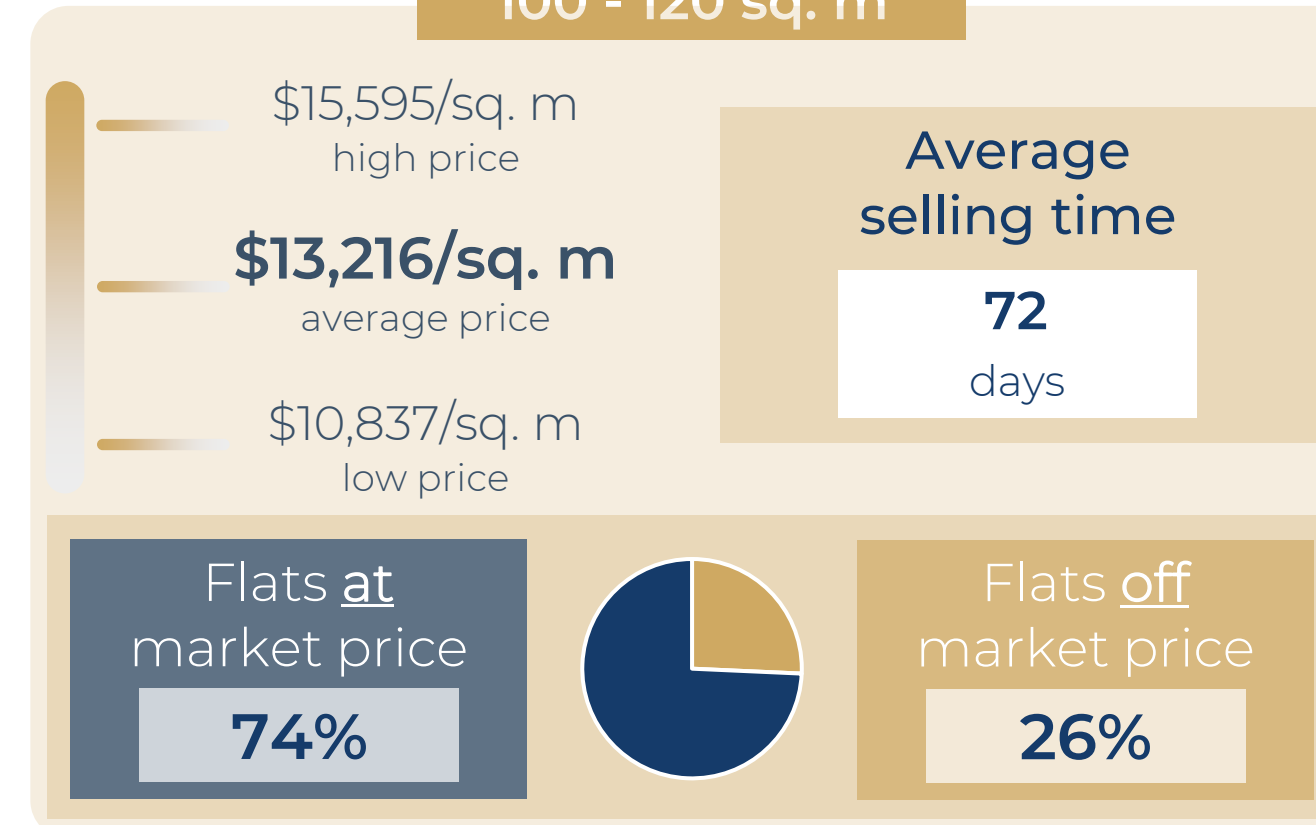
50 - 70 sq. m



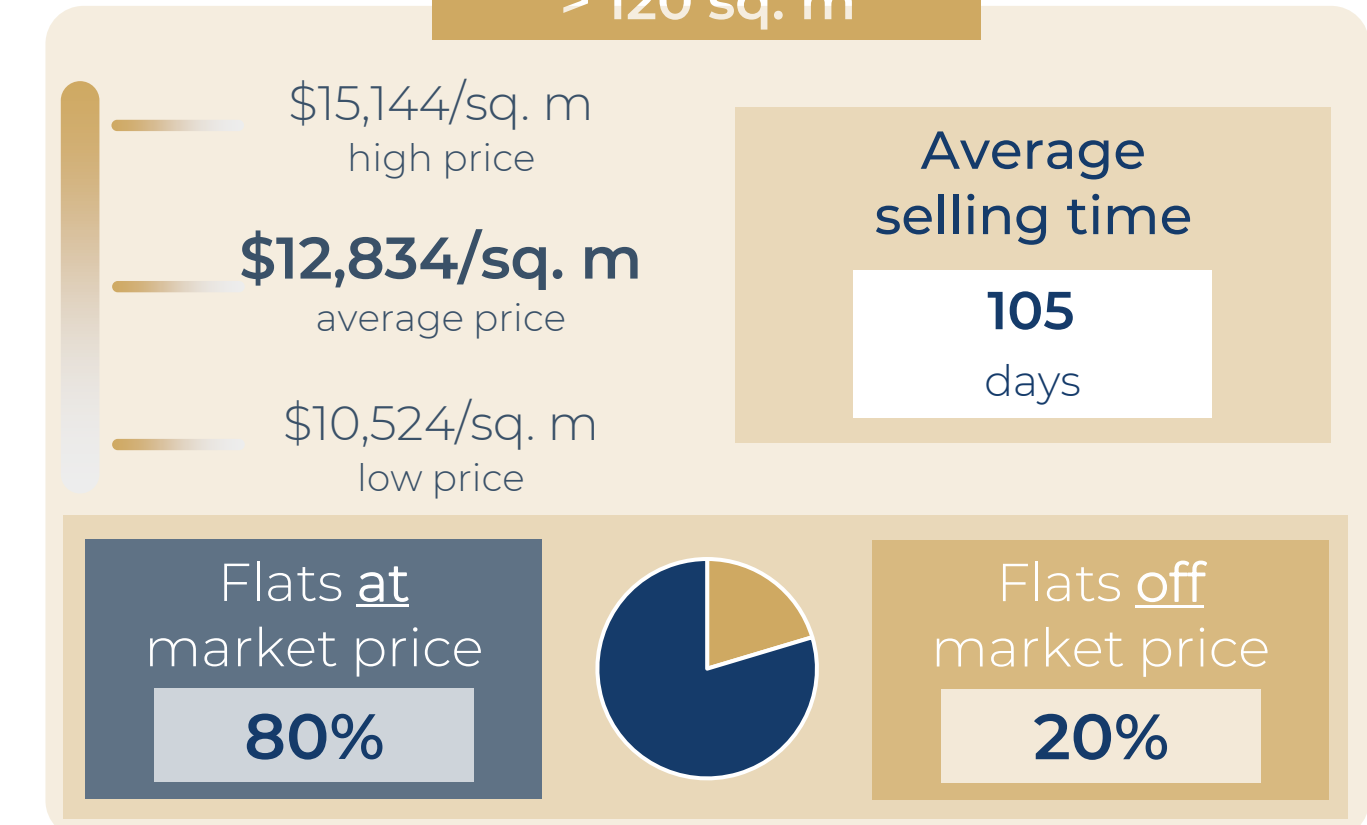
70 - 100 sq. m



100 - 120 sq. m



> 120 sq. m



Paris 9th



A SAMPLE OF SOLD FLATS FOR THE LAST 6 MONTHS

RUE DE BUDAPEST	15 sq. m	Stu	\$213,446	\$14,230/sq. m
RUE BALLU	17 sq. m	Stu	\$232,365	\$13,669/sq. m
PAS BRIARE	20 sq. m	Stu	\$228,050	\$11,403/sq. m
RUE DE LA TOUR D AUVERGNE	23 sq. m	Stu	\$319,937	\$13,910/sq. m
RUE DE L AGENT BAILLY	28 sq. m	Stu	\$372,533	\$13,305/sq. m
RUE DE ROCHECHOUART	35 sq. m	2 r	\$452,203	\$12,920/sq. m
RUE JEAN-BAPTISTE PIGALLE	45 sq. m	2 r	\$490,662	\$10,904/sq. m
RUE BLANCHE	50 sq. m	2 r	\$561,700	\$11,234/sq. m
RUE CADET	55 sq. m	2 r	\$679,497	\$12,355/sq. m
RUE PIERRE FONTAINE	60 sq. m	3 r	\$663,258	\$11,054/sq. m
RUE DUPERRE	63 sq. m	3 r	\$895,103	\$14,208/sq. m
RUE DU FG POISSONNIERE	72 sq. m	3 r	\$833,423	\$11,576/sq. m
RUE VICTOR MASSE	75 sq. m	4 r	\$1,096,723	\$14,623/sq. m
CITE DE TREVISE	85 sq. m	4 r	\$1,148,538	\$13,512/sq. m
RUE DU FBOURG MONTMARTRE	93 sq. m	4 r	\$951,272	\$10,229/sq. m
RUE VIOLLET-LE-DUC	101 sq. m	5 r	\$1,477,450	\$14,628/sq. m

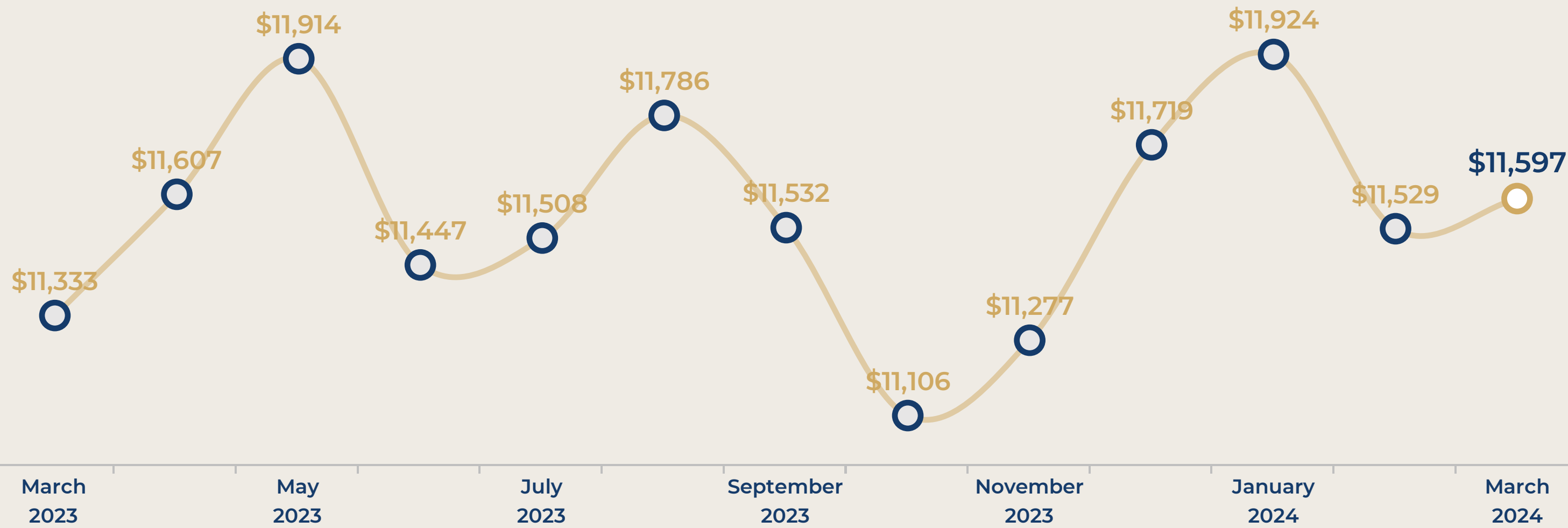
Paris 10th



EVOLUTION OF THE SELLING PRICE / sq. m

1 YEAR

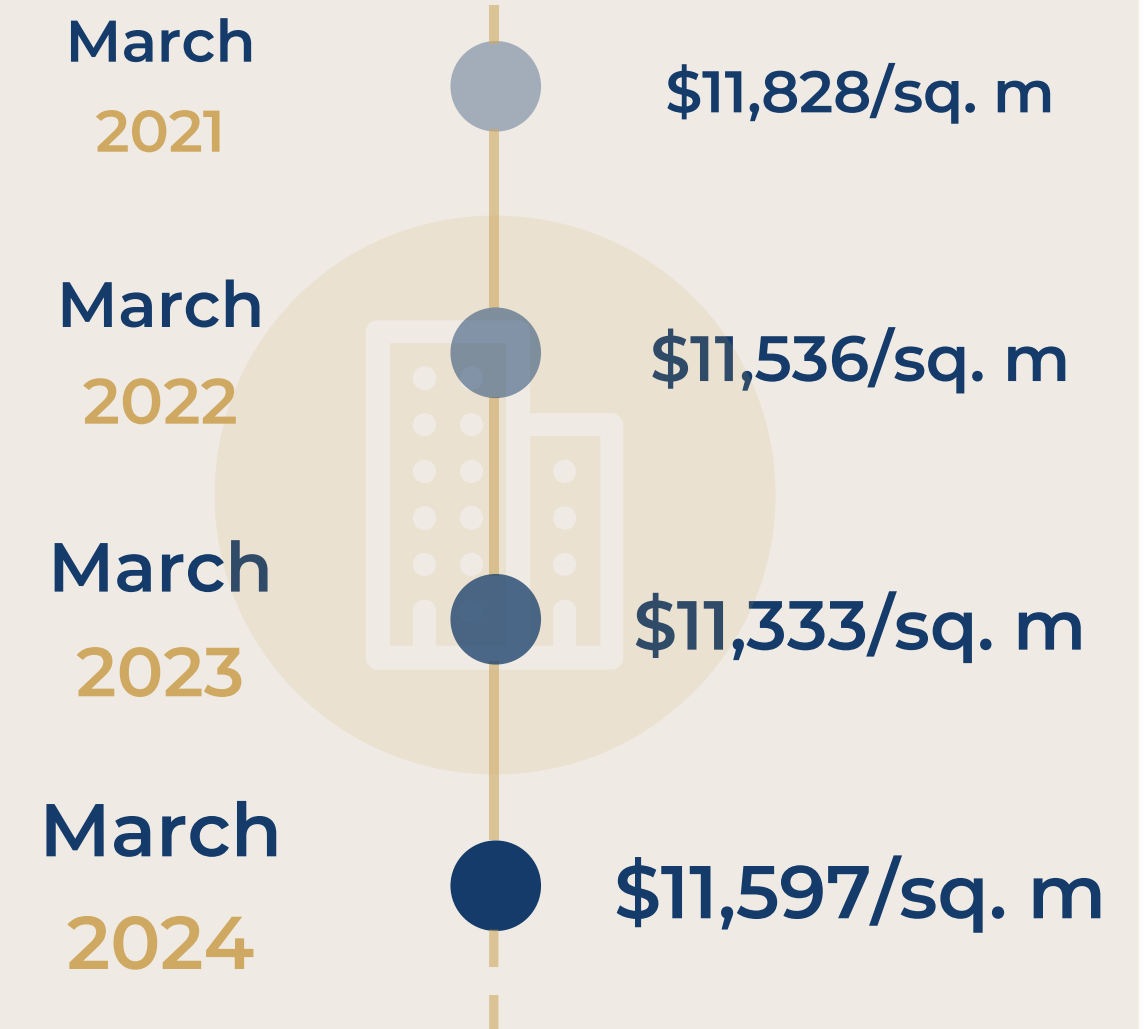
3 YEARS




1 mois
+ 0,6 %

3 mois
- 1,0 %

1 an
+ 2,3 %





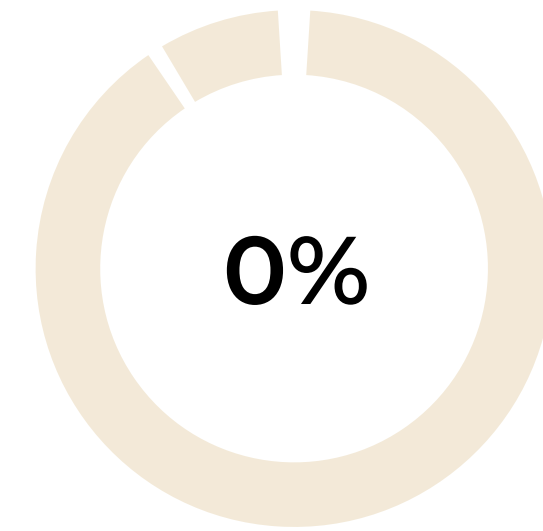
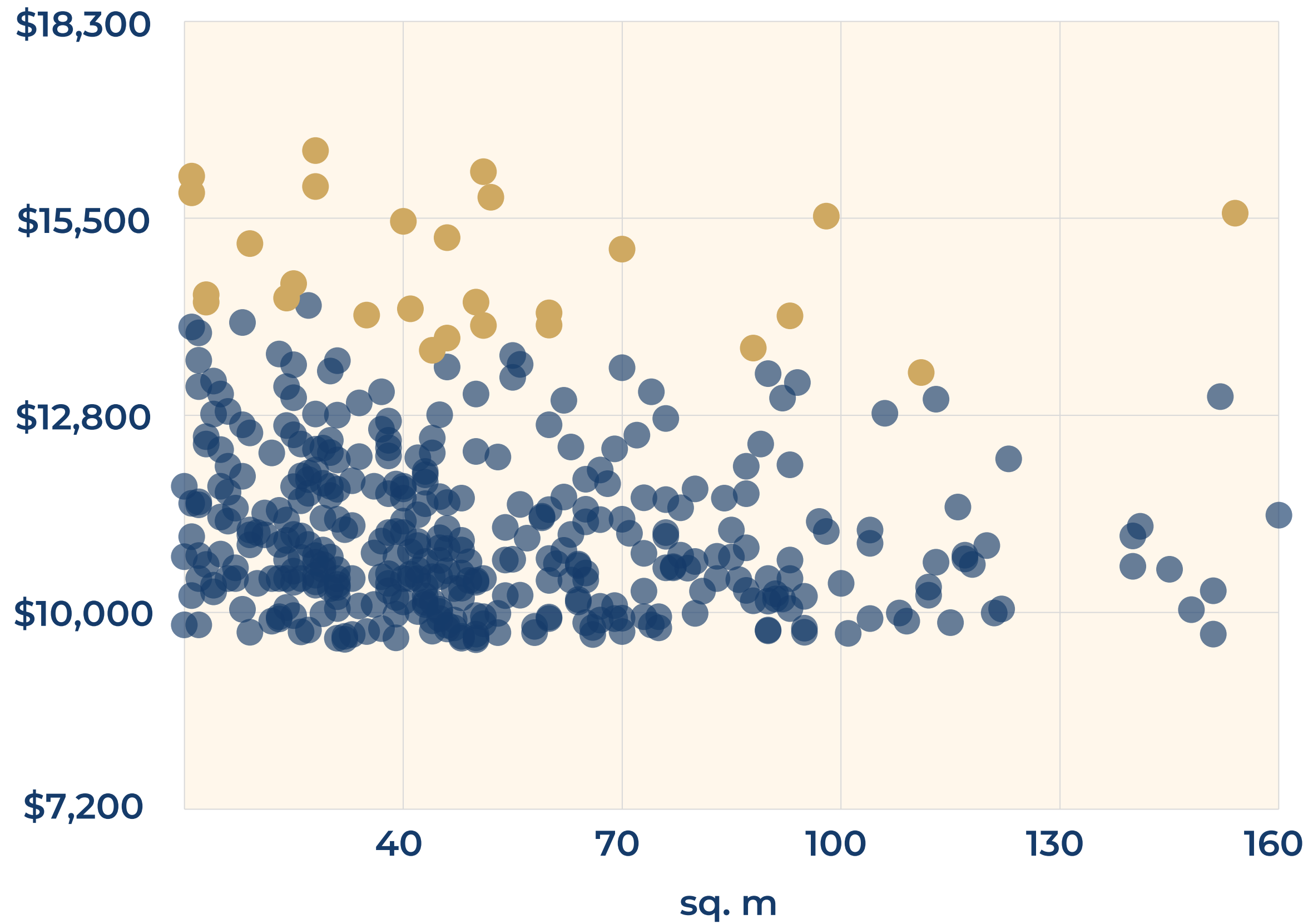
Paris 10th



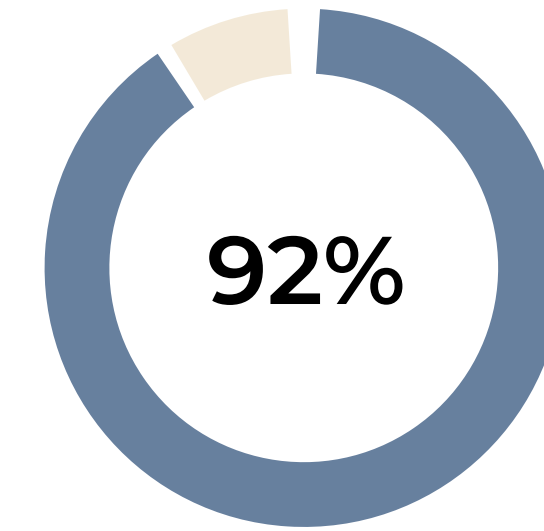
OVERVIEW

FLATS FOR SALE

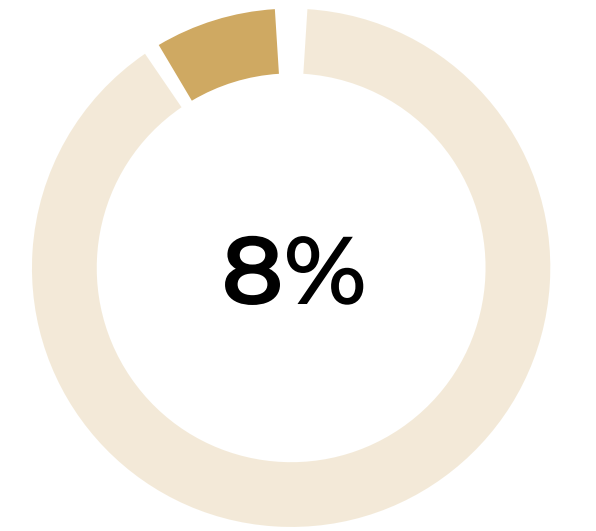
Price per sq. m



Below
market price



Market price



Above
market price



Paris 10th



DETAILED INFORMATION BY SURFACE AREA

0 - 30 sq. m

\$14,076/sq. m
high price

\$11,929/sq. m
average price

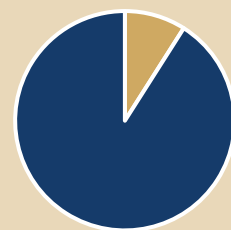
\$9 782/sq. m
low price

Average
selling time

89
days

Flats at
market price

91%



Flats off
market price

9%

30 - 50 sq. m

\$13,465/sq. m
high price

\$11,411/sq. m
average price

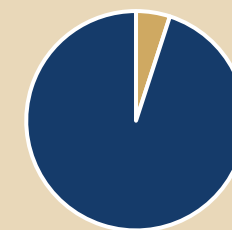
\$9 358/sq. m
low price

Average
selling time

105
days

Flats at
market price

95%



Flats off
market price

5%

50 - 70 sq. m

\$13,556/sq. m
high price

\$11,488/sq. m
average price

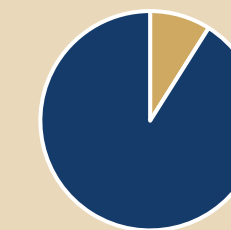
\$9 421/sq. m
low price

Average
selling time

109
days

Flats at
market price

91%



Flats off
market price

9%

70 - 100 sq. m

\$13,494/sq. m
high price

\$11,436/sq. m
average price

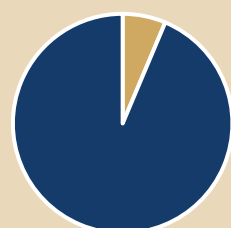
\$9 378/sq. m
low price

Average
selling time

96
days

Flats at
market price

94%



Flats off
market price

6%

100 - 120 sq. m

\$13,208/sq. m
high price

\$11,193/sq. m
average price

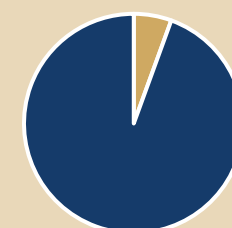
\$9 179/sq. m
low price

Average
selling time

90
days

Flats at
market price

94%



Flats off
market price

6%

> 120 sq. m

\$14,040/sq. m
high price

\$11,898/sq. m
average price

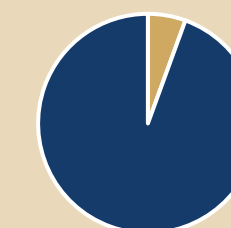
\$9 757/sq. m
low price

Average
selling time

108
days

Flats at
market price

82%



Flats off
market price


18%

Paris 10th



A SAMPLE OF SOLD FLATS FOR THE LAST 6 MONTHS

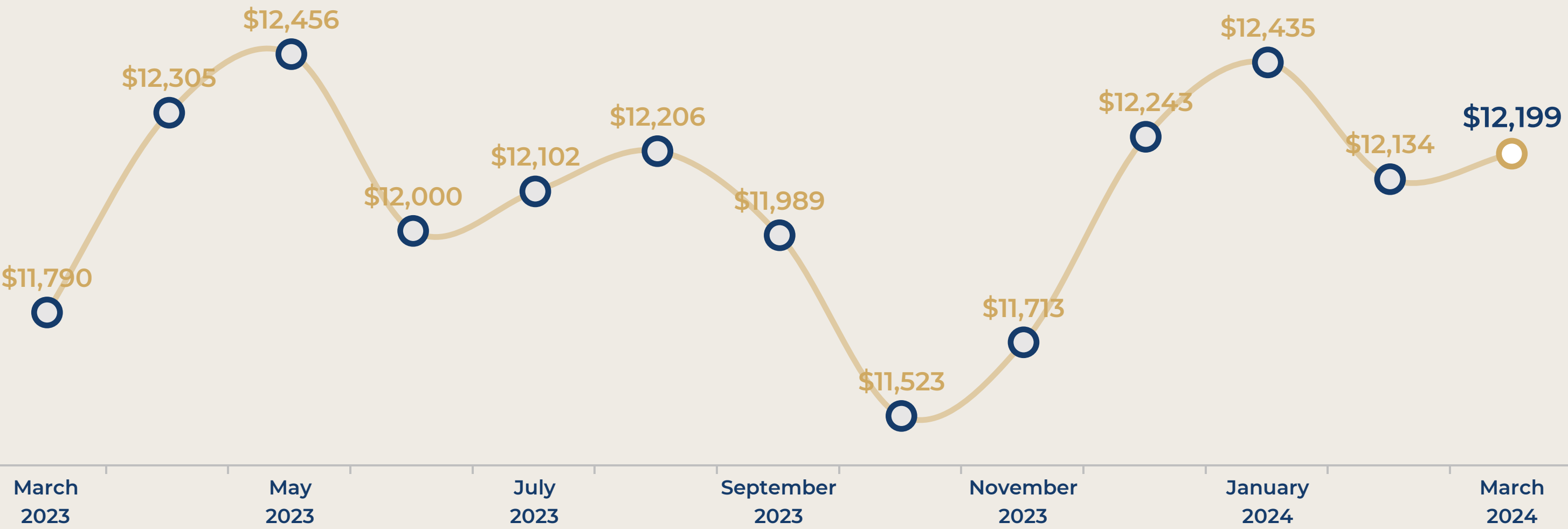
RUE DU CHATEAU D EAU	15 sq. m	Stu	\$172,937	\$11,529/sq. m
RUE JACQUES LOUVEL TESSIER	17 sq. m	Stu	\$213,221	\$12,543/sq. m
RUE LA FAYETTE	20 sq. m	Stu	\$241,425	\$12,072/sq. m
RUE LOUIS BLANC	26 sq. m	Stu	\$280,258	\$10,779/sq. m
QUAI DE JEMMAPES	30 sq. m	Stu	\$376,302	\$12,543/sq. m
RUE CIVIALE	35 sq. m	2 r	\$387,797	\$11,079/sq. m
AV CLAUDE VELLEFAUX	40 sq. m	2 r	\$423,657	\$10,591/sq. m
RUE LA GRANGE AUX BELLES	46 sq. m	2 r	\$589,785	\$12,821/sq. m
RUE DU TERRAGE	52 sq. m	2 r	\$573,535	\$11,030/sq. m
RUE LA FAYETTE	60 sq. m	3 r	\$723,561	\$12,059/sq. m
RUE CAIL	66 sq. m	3 r	\$719,178	\$10,897/sq. m
RUE LA FAYETTE	76 sq. m	3 r	\$923,124	\$12,147/sq. m
RUE D ENGHEN	80 sq. m	4 r	\$798,952	\$9,987/sq. m
CITE SAINT MARTIN	87 sq. m	4 r	\$956,880	\$10,999/sq. m
RUE DU CHATEAU LANDON	98 sq. m	4 r	\$1,079,940	\$11,020/sq. m
RUE LA FAYETTE	105 sq. m	5 r	\$1,489,349	\$14,184/sq. m



EVOLUTION OF THE SELLING PRICE / sq. m

1 YEAR

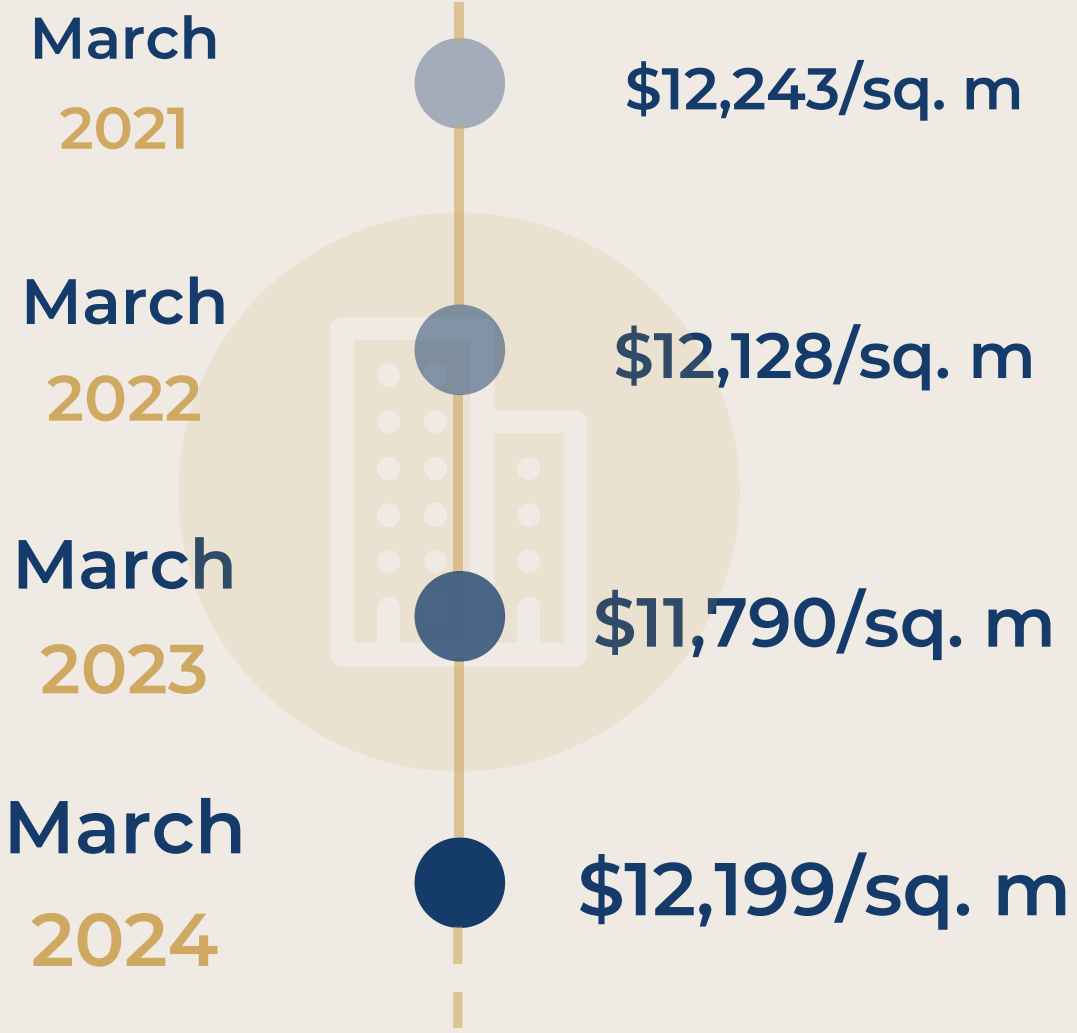
3 YEARS




1 mois
+ 0,5 %

3 mois
- 0,4 %

1 an
+ 3,5 %





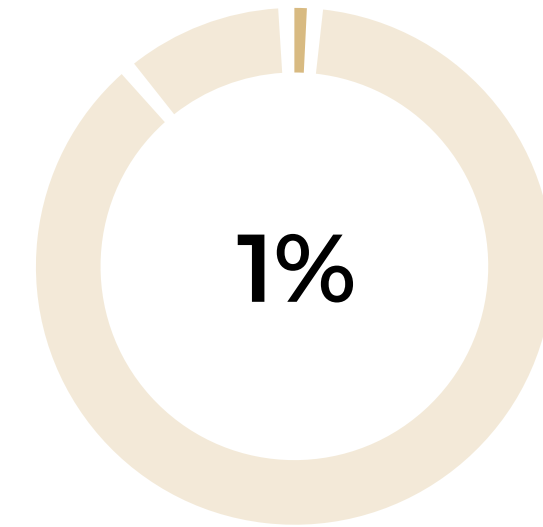
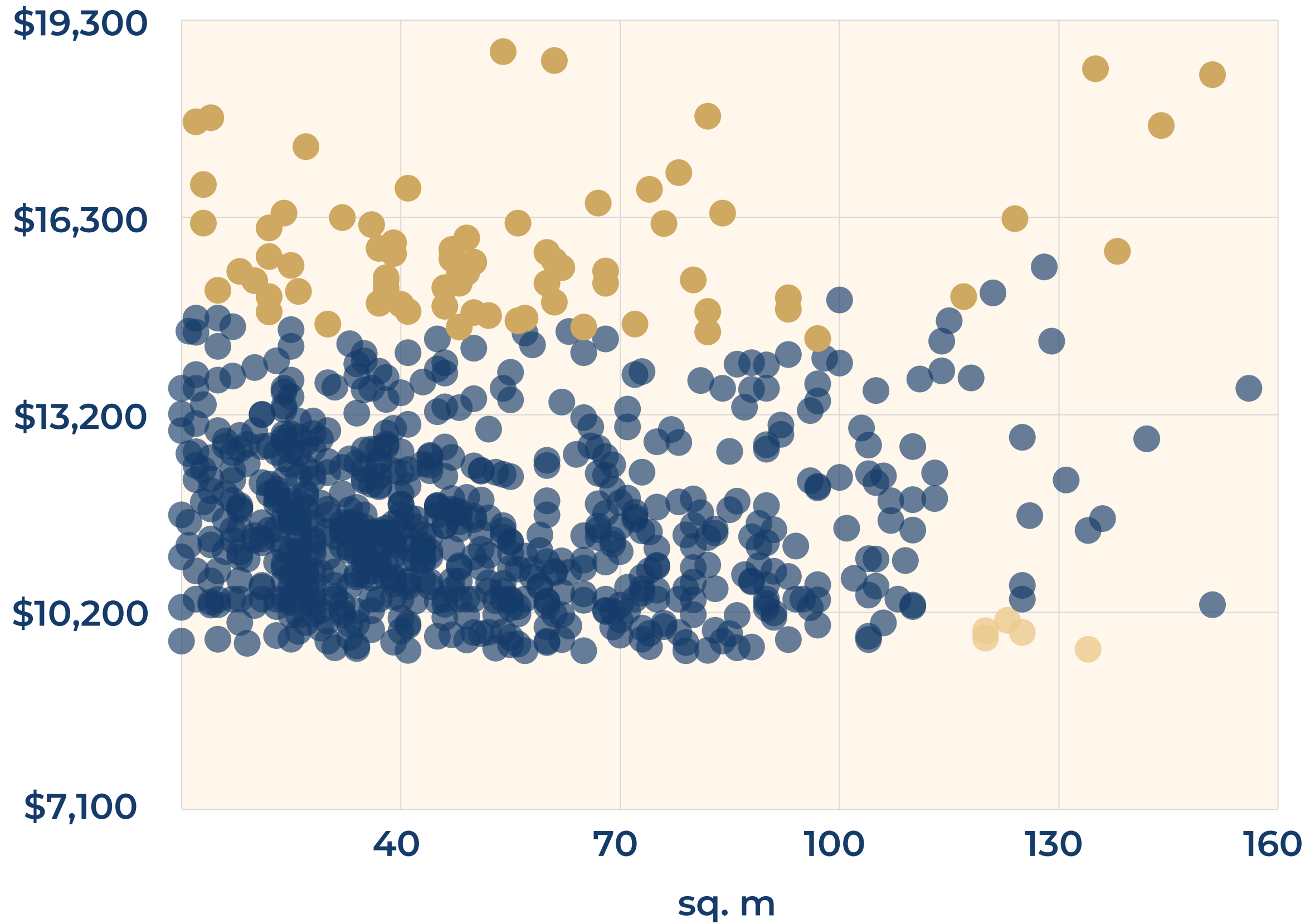
Paris 11th



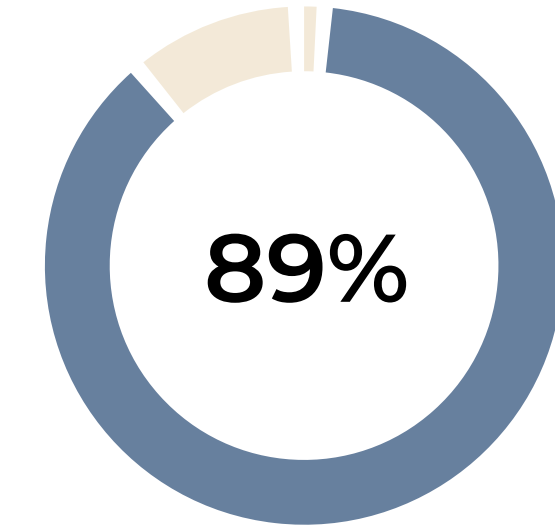
OVERVIEW

FLATS FOR SALE

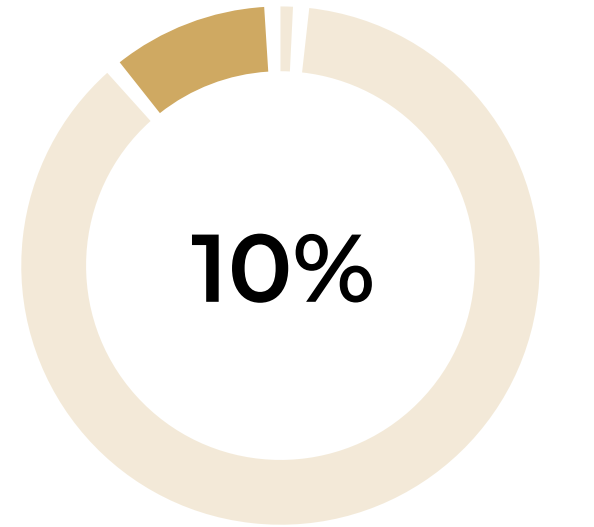
Price per sq. m



Below
market price



Market price



Above
market price



Paris 11th



DETAILED INFORMATION BY SURFACE AREA

0 - 30 sq. m

\$14,466/sq. m
high price

\$12,259/sq. m
average price

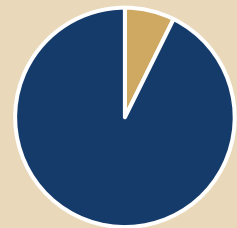
\$10,053/sq. m
low price

Average
selling time

89
days

Flats at
market price

93%



Flats off
market price

7%

30 - 50 sq. m

\$14,335/sq. m
high price

\$12,148/sq. m
average price

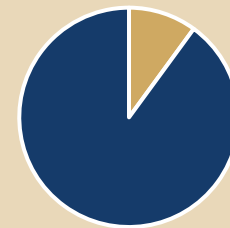
\$9,961/sq. m
low price

Average
selling time

88
days

Flats at
market price

90%



Flats off
market price

10%

50 - 70 sq. m

\$14,317/sq. m
high price

\$12,134/sq. m
average price

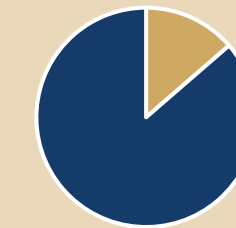
\$9,950/sq. m
low price

Average
selling time

87
days

Flats at
market price

86%



Flats off
market price

14%

70 - 100 sq. m

\$14,139/sq. m
high price

\$11,983/sq. m
average price

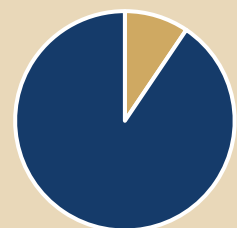
\$9,826/sq. m
low price

Average
selling time

75
days

Flats at
market price

91%



Flats off
market price

9%

100 - 120 sq. m

\$14,708/sq. m
high price

\$12,464/sq. m
average price

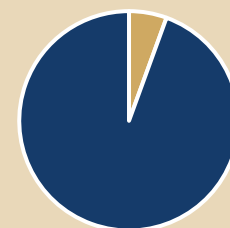
\$10,221/sq. m
low price

Average
selling time

81
days

Flats at
market price

94%



Flats off
market price

6%

> 120 sq. m

\$15,242/sq. m
high price

\$12,917/sq. m
average price

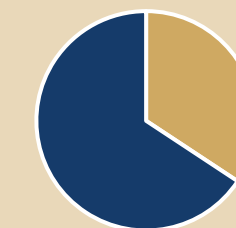
\$10,593/sq. m
low price

Average
selling time

74
days

Flats at
market price

66%



Flats off
market price

34%



Paris 11th



A SAMPLE OF SOLD FLATS FOR THE LAST 6 MONTHS

RUE DE MONTREUIL	15 sq. m	Stu	\$165,600	\$11,040/sq. m
RUE GAMBÉY	18 sq. m	Stu	\$202,212	\$11,234/sq. m
RUE DE MONTREUIL	20 sq. m	Stu	\$266,667	\$13,333/sq. m
RUE DE MONTREUIL	25 sq. m	Stu	\$279,084	\$11,163/sq. m
BD RICHARD LENOIR	30 sq. m	Stu	\$392,069	\$13,069/sq. m
RUE DE LA ROQUETTE	35 sq. m	2 r	\$363,738	\$10,393/sq. m
RUE ALEXANDRE DUMAS	40 sq. m	2 r	\$483,174	\$12,079/sq. m
RUE DE CHARONNE	45 sq. m	2 r	\$526,227	\$11,693/sq. m
RUE SAINT SABIN	50 sq. m	2 r	\$585,003	\$11,700/sq. m
RUE DE LA FONTAINE AU ROI	60 sq. m	3 r	\$684,840	\$11,414/sq. m
RUE CHANZY	66 sq. m	3 r	\$765,008	\$11,591/sq. m
AV PARMENTIER	74 sq. m	3 r	\$936,777	\$12,659/sq. m
AV LEDRU ROLLIN	76 sq. m	4 r	\$861,634	\$11,338/sq. m
BD VOLTAIRE	82 sq. m	4 r	\$974,610	\$11,885/sq. m
AV PHILIPPE AUGUSTE	89 sq. m	4 r	\$910,310	\$10,228/sq. m
BD RICHARD LENOIR	105 sq. m	5 r	\$1,362,530	\$12,977/sq. m

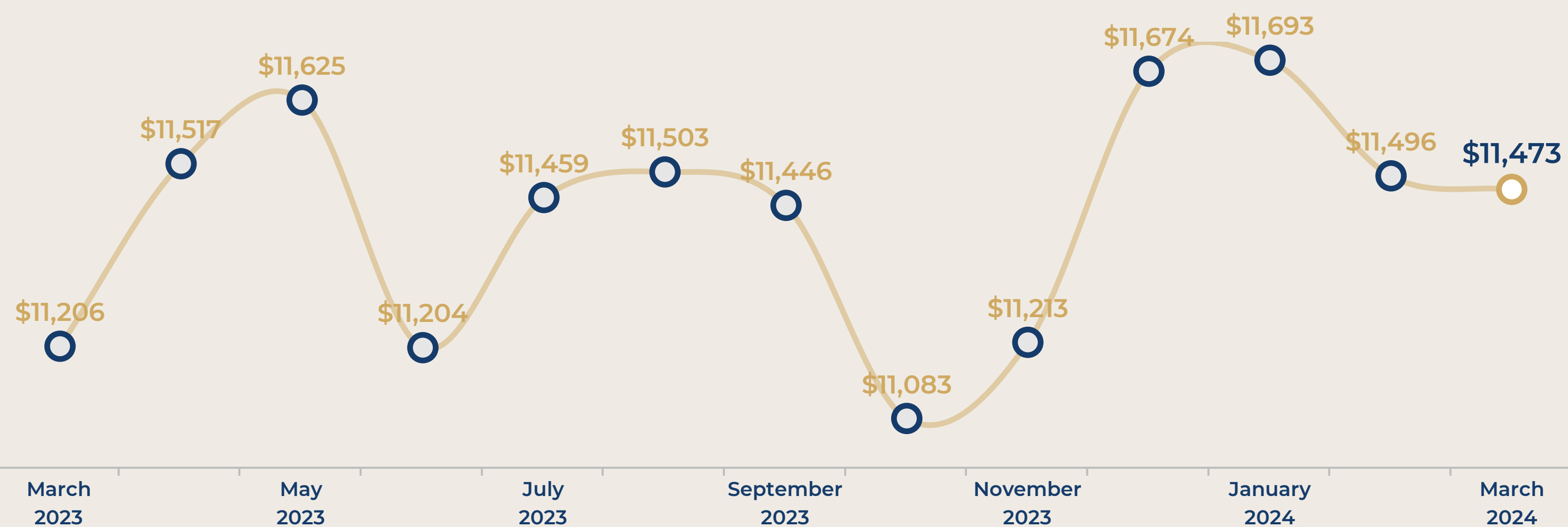
Paris 12th



EVOLUTION OF THE SELLING PRICE / sq. m

1 YEAR

3 YEARS



1 mois

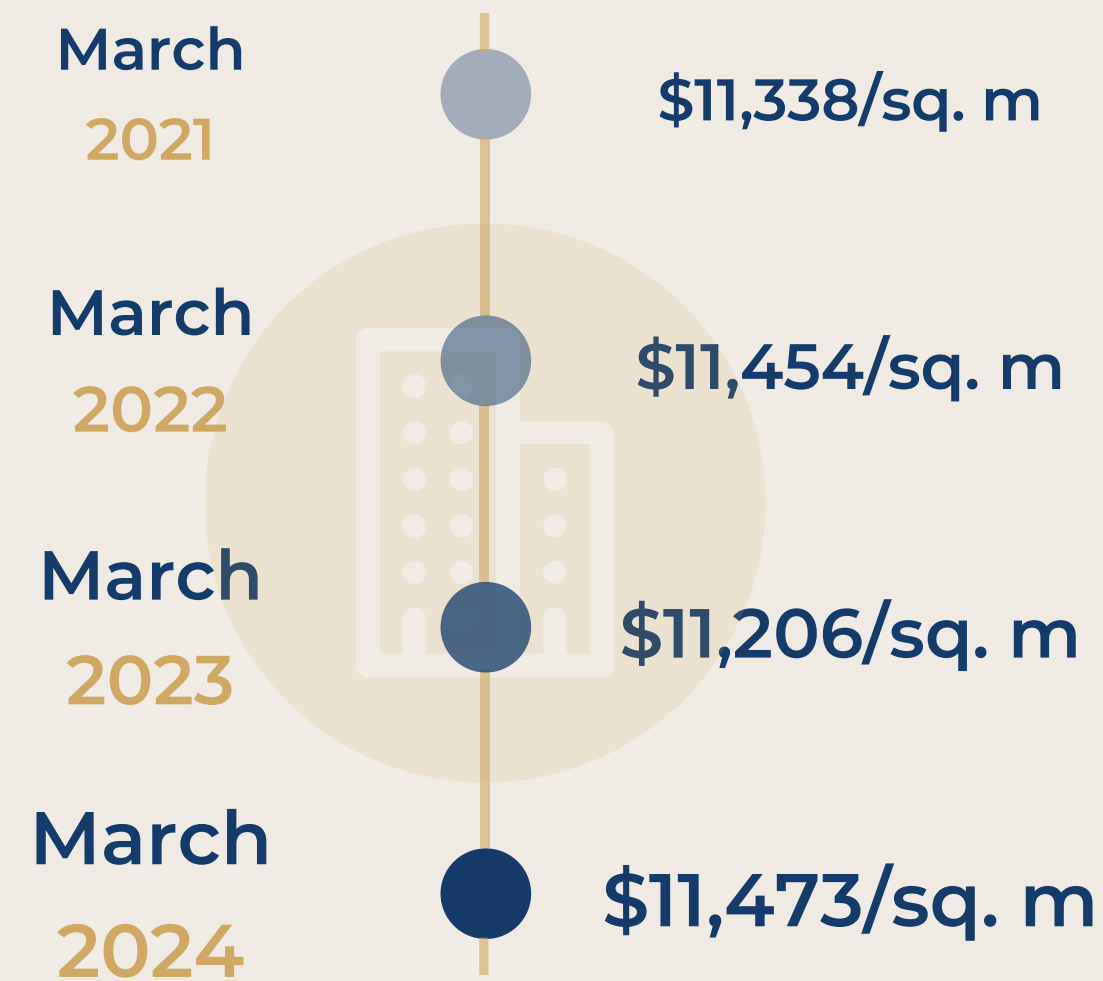
- 0,2 %


3 mois

- 1,7 %

1 an

+ 2,4 %





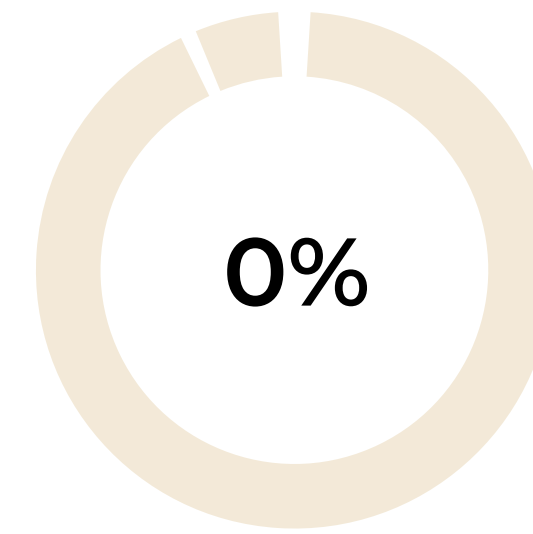
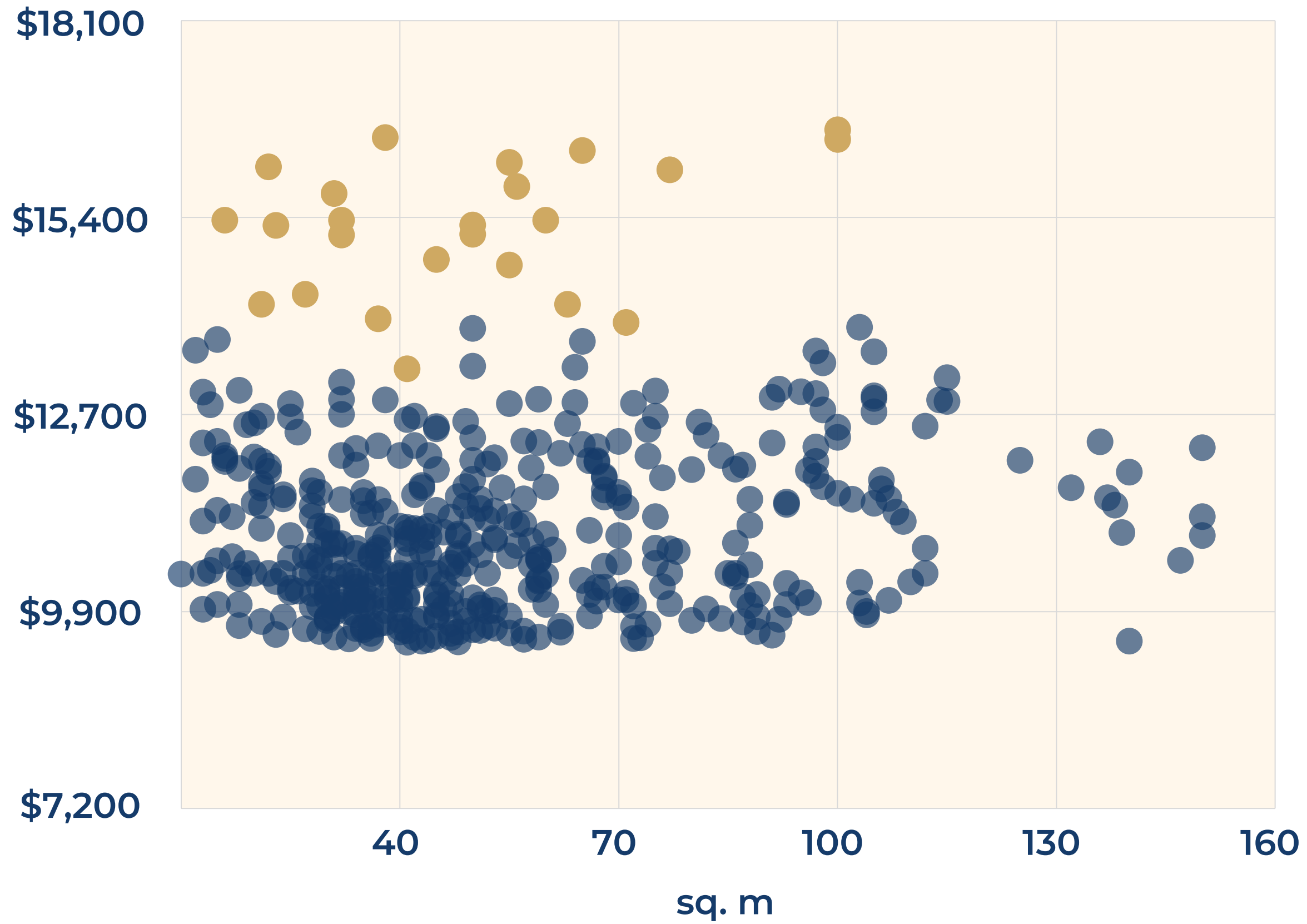
Paris 12th



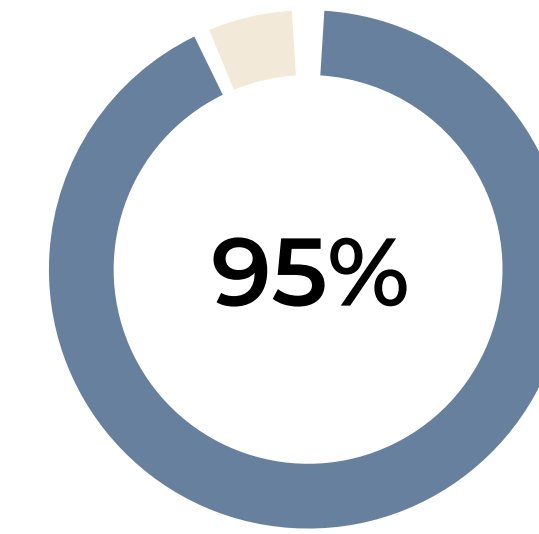
OVERVIEW

FLATS FOR SALE

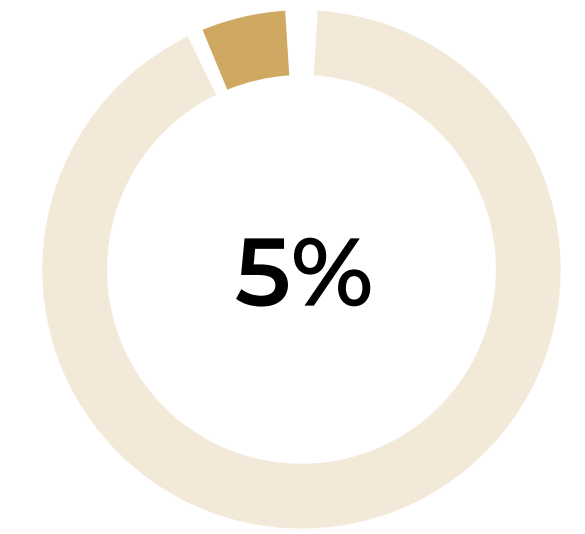
Price per sq. m



Below
market price



Market price



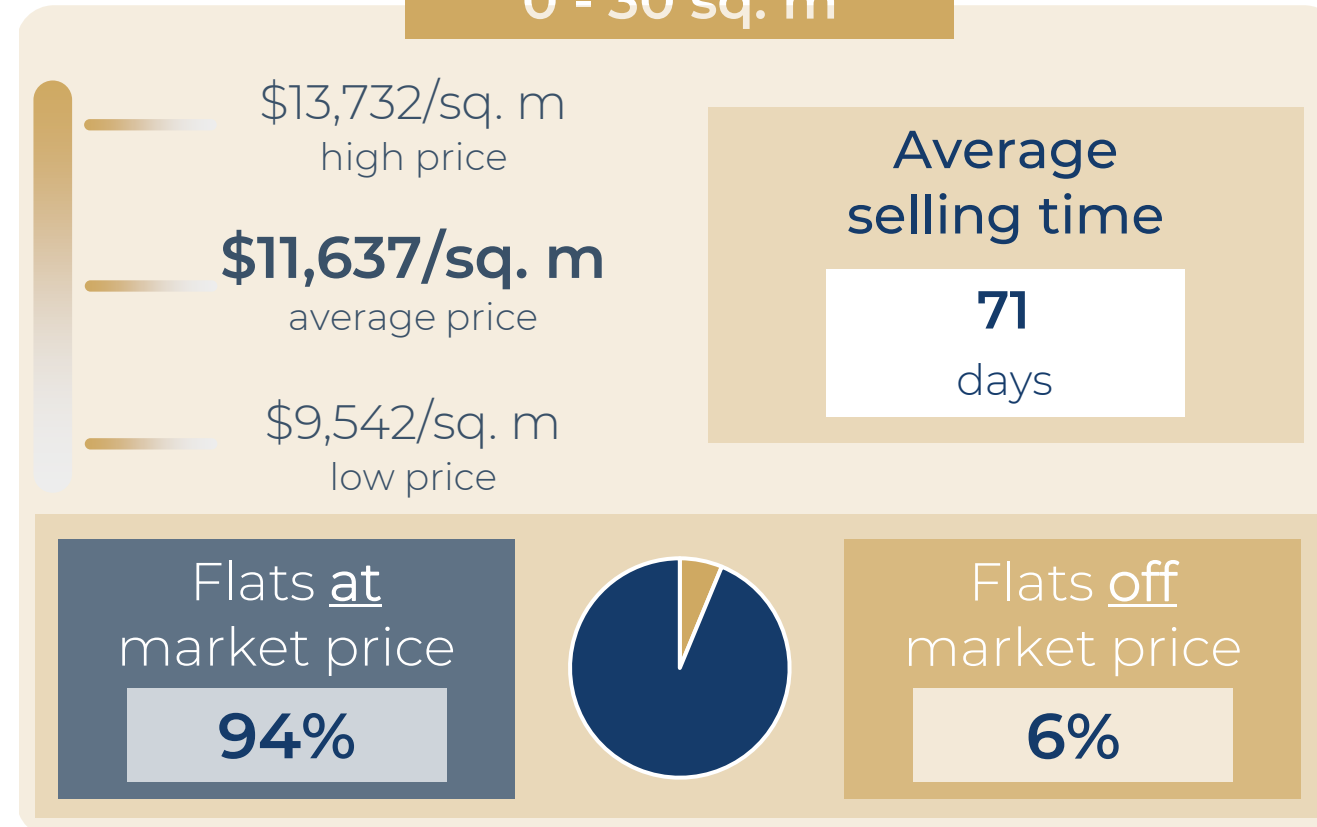
Above
market price

Paris 12th

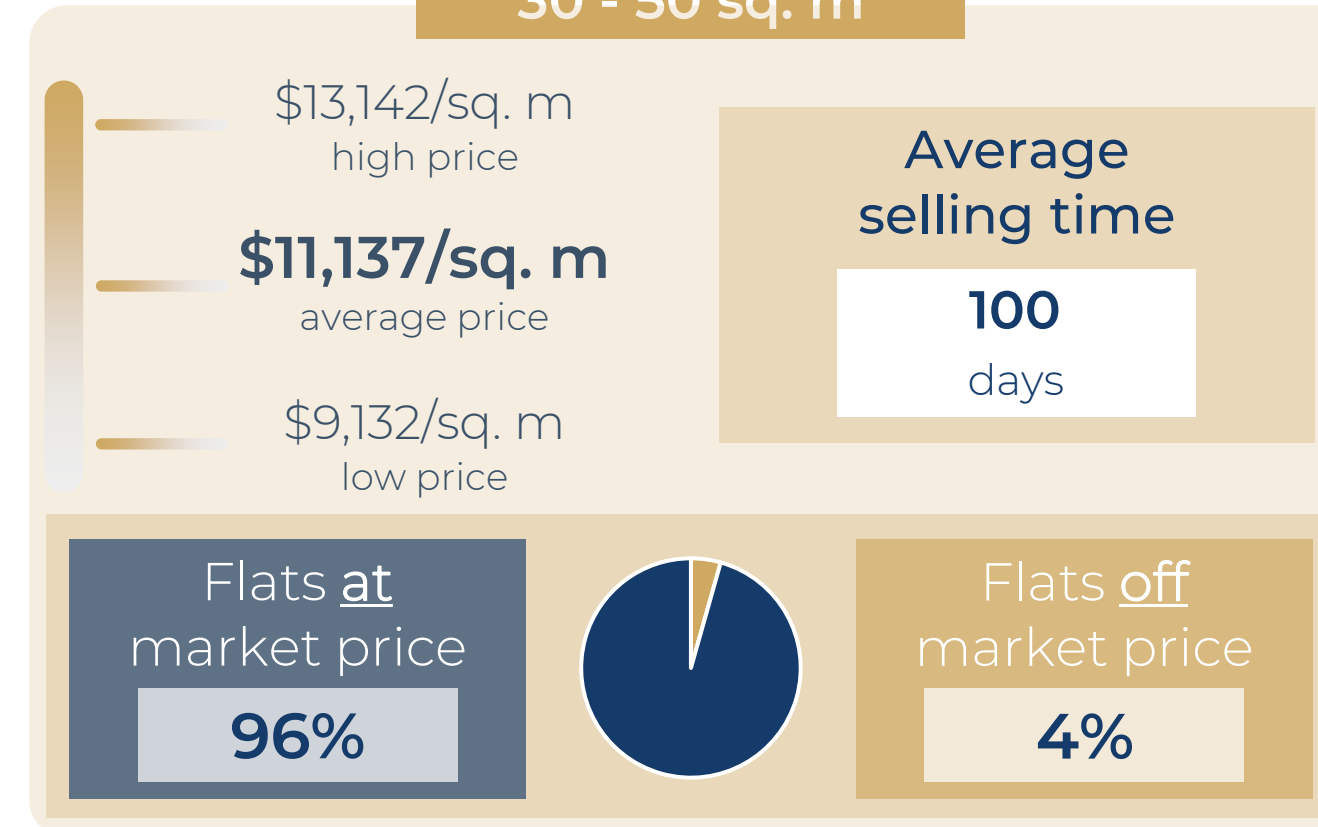


DETAILED INFORMATION BY SURFACE AREA

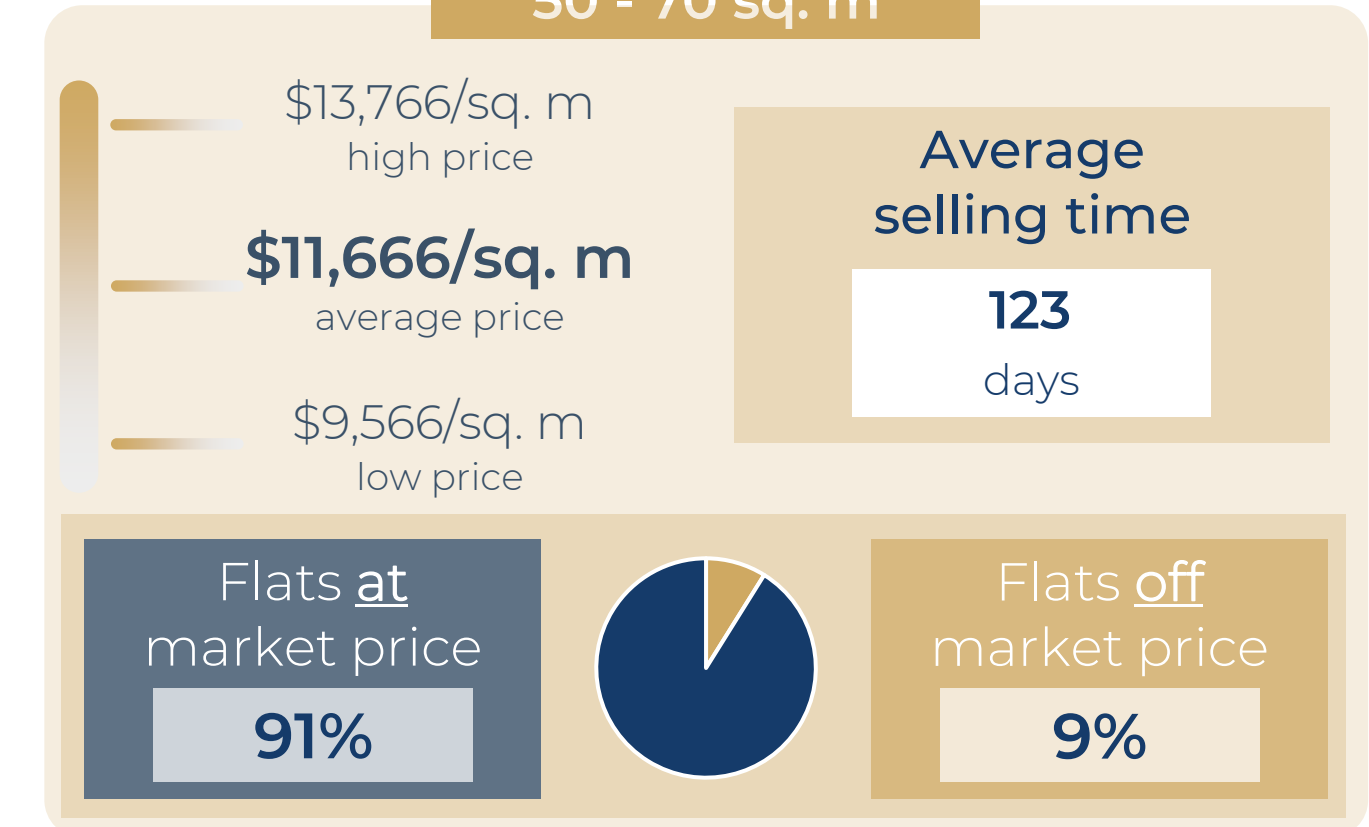
0 - 30 sq. m



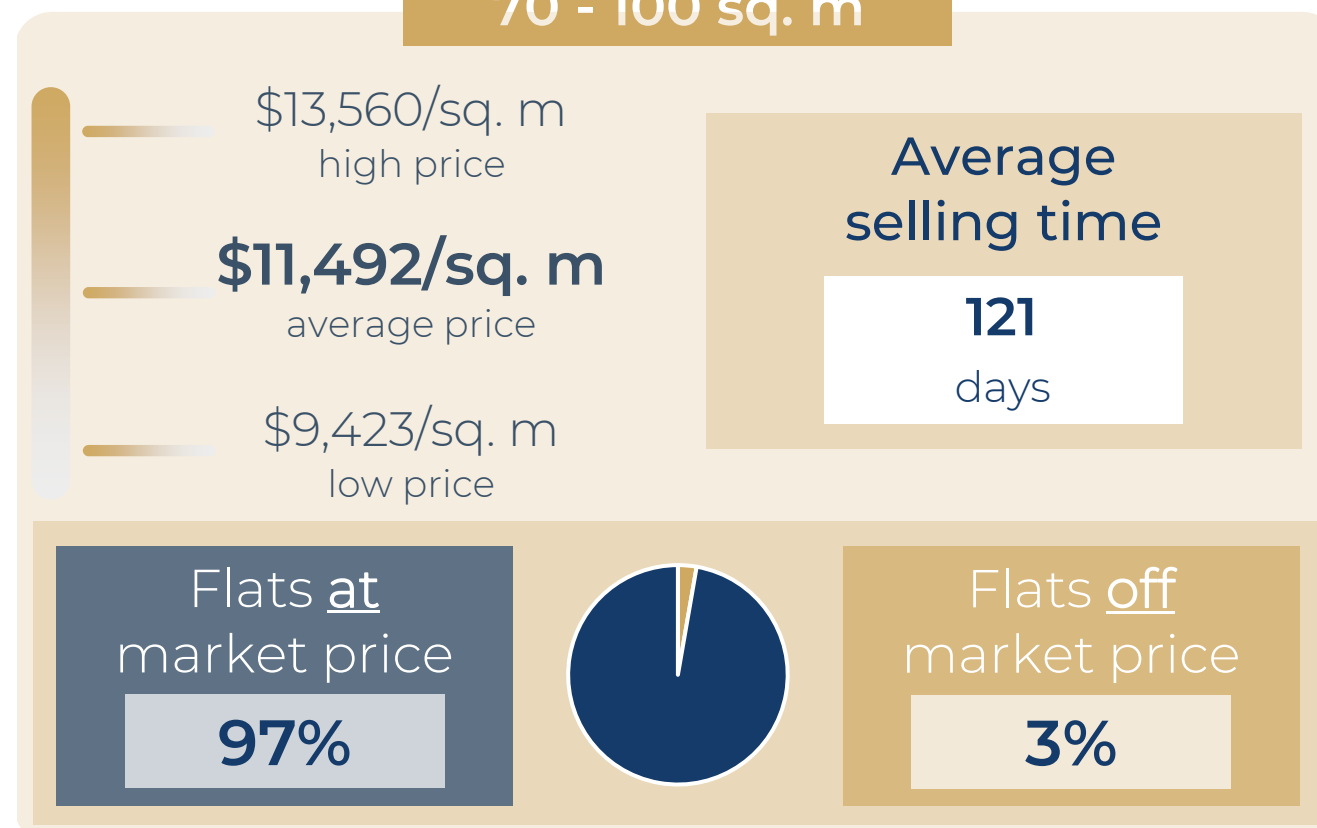
30 - 50 sq. m



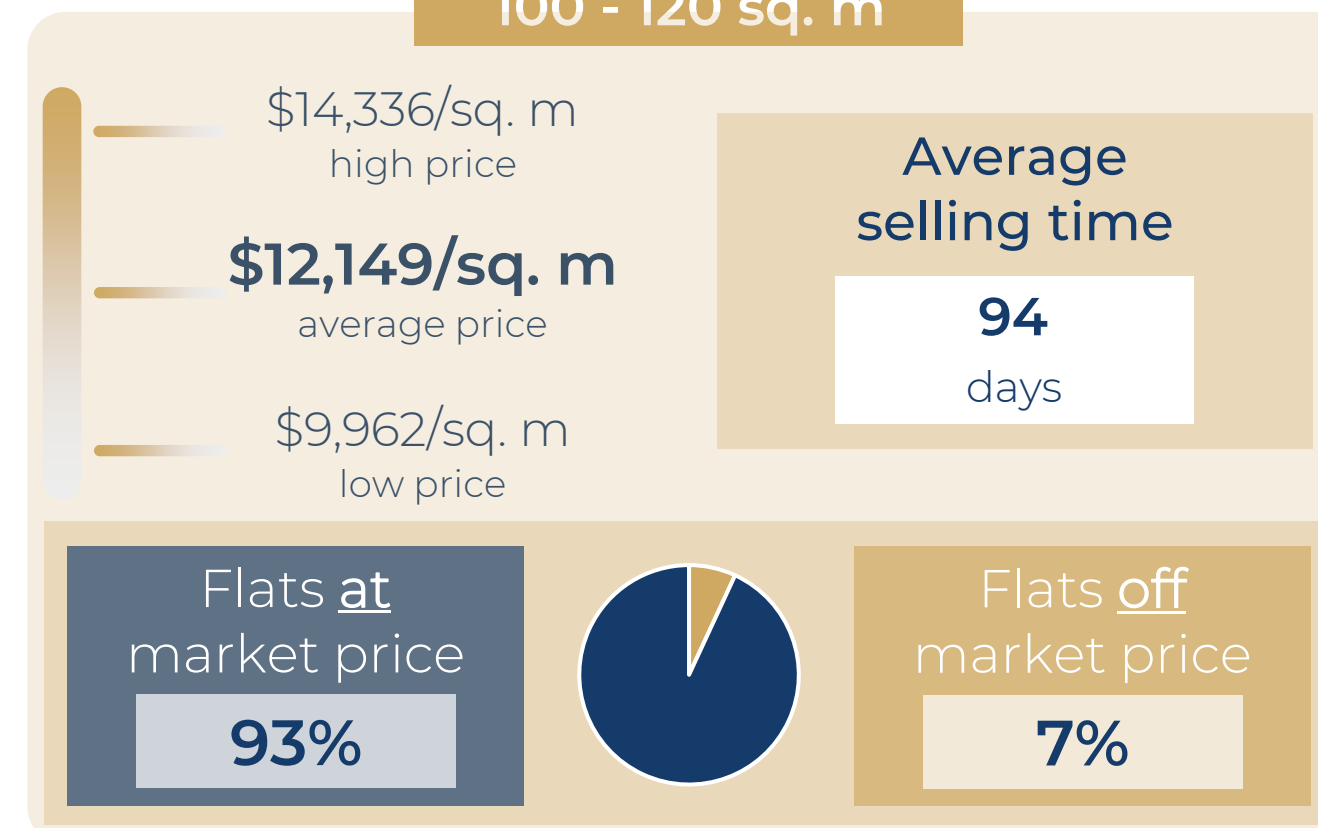
50 - 70 sq. m



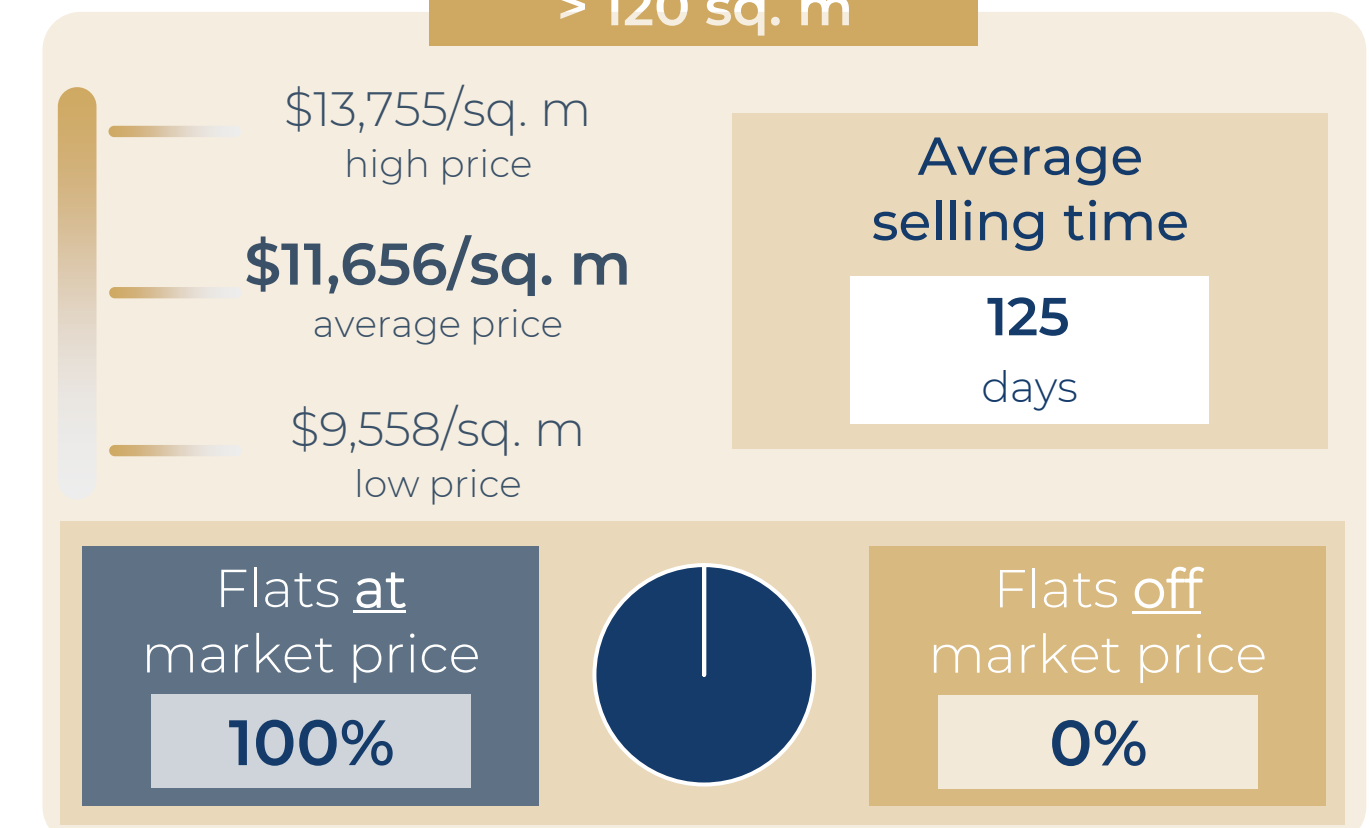
70 - 100 sq. m



100 - 120 sq. m



> 120 sq. m



Paris 12th



A SAMPLE OF SOLD FLATS FOR THE LAST 6 MONTHS

AV DAUMESNIL	15 sq. m	Stu	\$174,331	\$11,622/sq. m
AV DU DOC ARNOLD NETTER	18 sq. m	Stu	\$204,459	\$11,359/sq. m
RUE TRAVERSIERE	21 sq. m	Stu	\$282,987	\$13,475/sq. m
RUE DE WATTIGNIES	25 sq. m	Stu	\$376,120	\$15,045/sq. m
RUE NICOLAI	31 sq. m	Stu	\$355,725	\$11,475/sq. m
RUE DE CHARENTON	35 sq. m	2 r	\$431,893	\$12,340/sq. m
RUE CROZATIER	40 sq. m	2 r	\$516,091	\$12,902/sq. m
AV DAUMESNIL	46 sq. m	2 r	\$520,055	\$11,305/sq. m
RUE DE REUILLY	52 sq. m	2 r	\$661,862	\$12,728/sq. m
AV DAUMESNIL	60 sq. m	3 r	\$708,444	\$11,807/sq. m
RUE DE FECAMP	66 sq. m	3 r	\$651,696	\$9,874/sq. m
RUE DE PICPUS	76 sq. m	3 r	\$810,417	\$10,663/sq. m
AV DU DOC ARNOLD NETTER	80 sq. m	4 r	\$968,562	\$12,108/sq. m
PL D ALIGRE	87 sq. m	4 r	\$1,124,923	\$12,930/sq. m
RUE PIERRE BOURDAN	92 sq. m	4 r	\$1,212,942	\$13,185/sq. m
AV DU BEL AIR	113 sq. m	5 r	\$1,621,001	\$14,346/sq. m

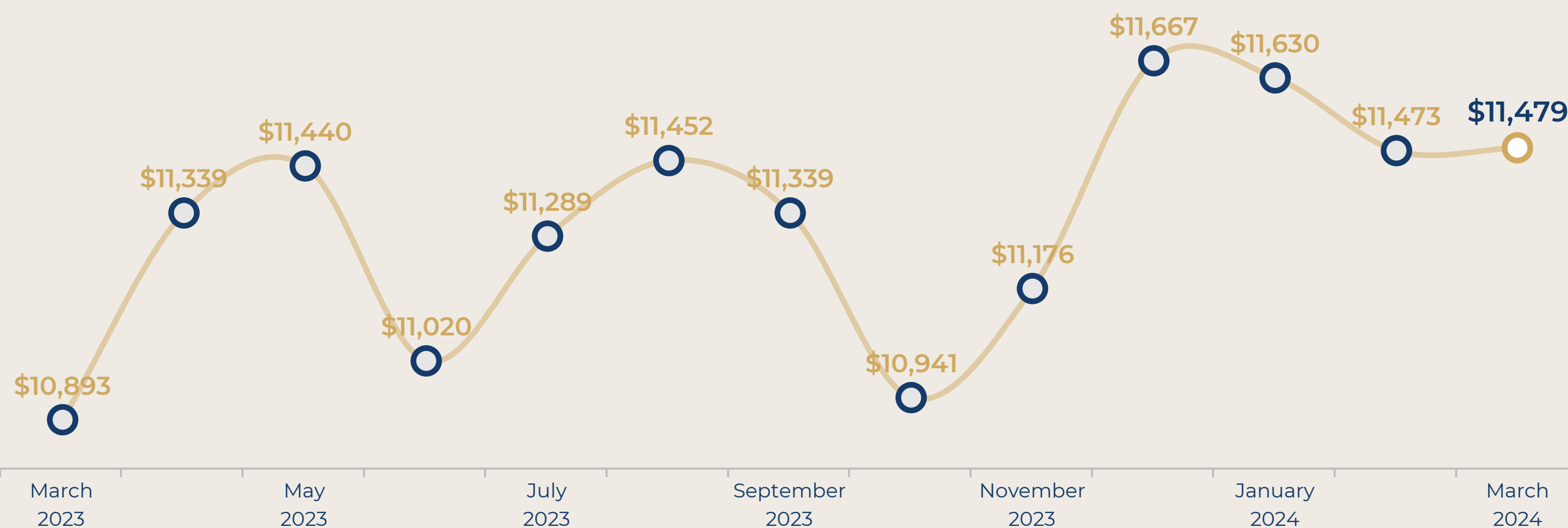
Paris 13th



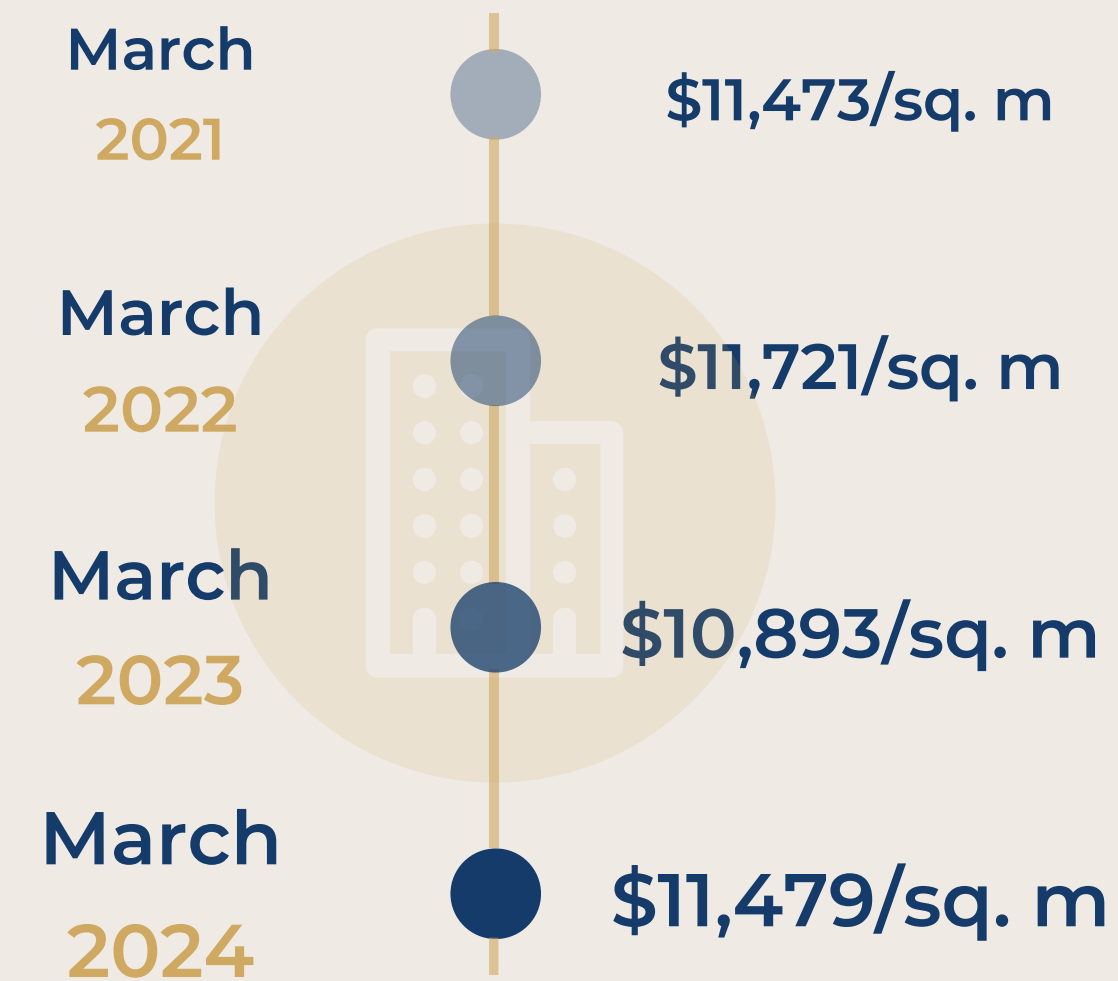
EVOLUTION OF THE SELLING PRICE / sq. m


1 YEAR

3 YEARS



1 mois
+ 0,1 %
3 mois
- 1,6 %
1 an
+ 5,4 %





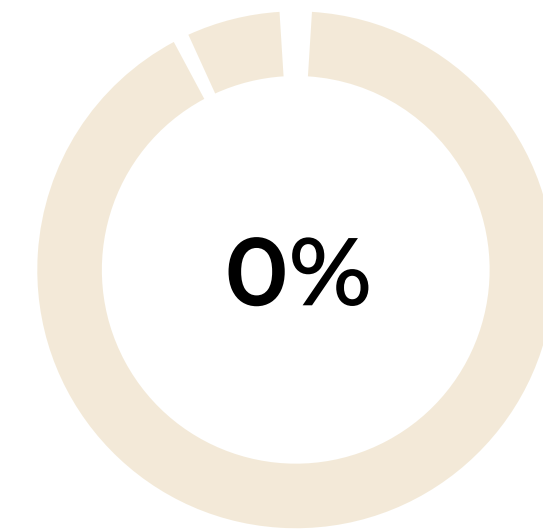
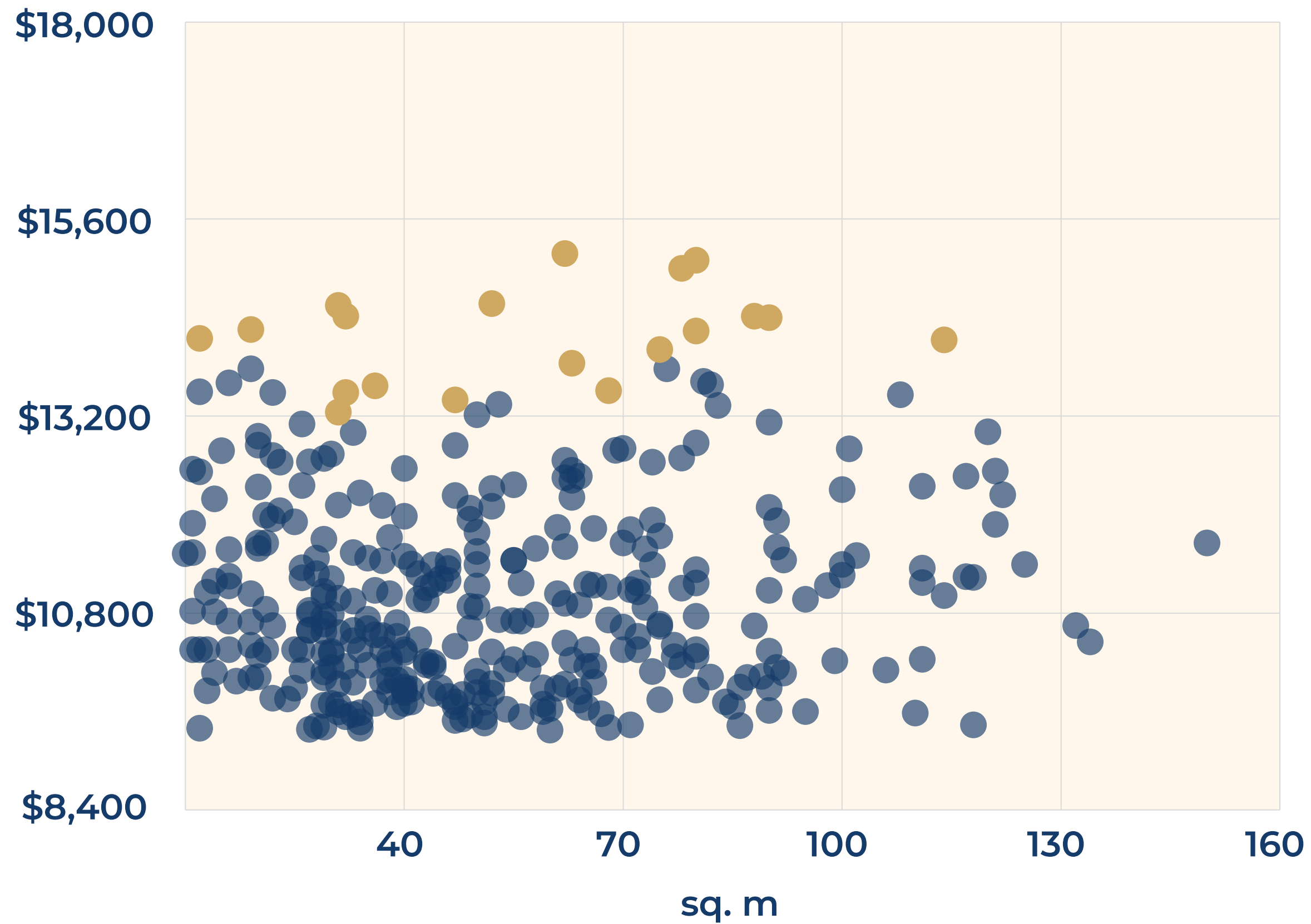
Paris 13th



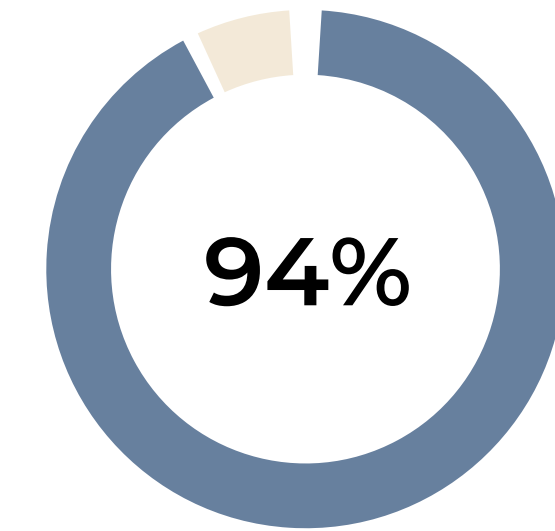
OVERVIEW

FLATS FOR SALE

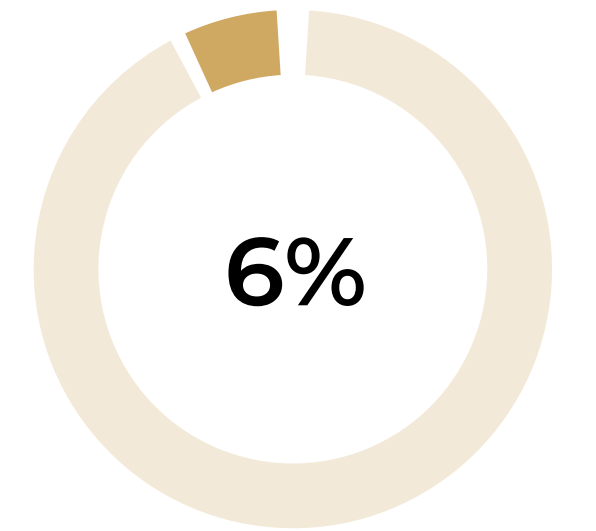
Price per sq. m



Below
market price



Market price



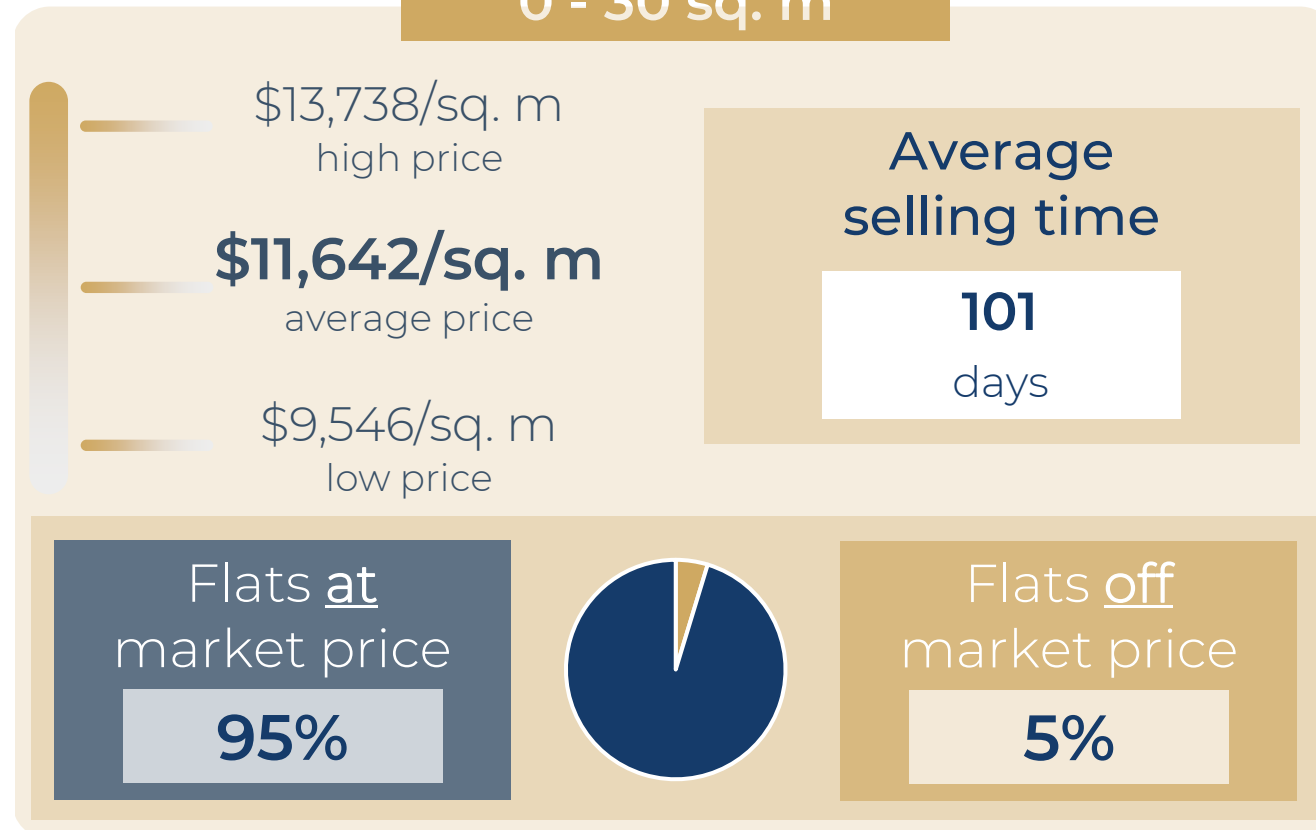
Above
market price

Paris 13th

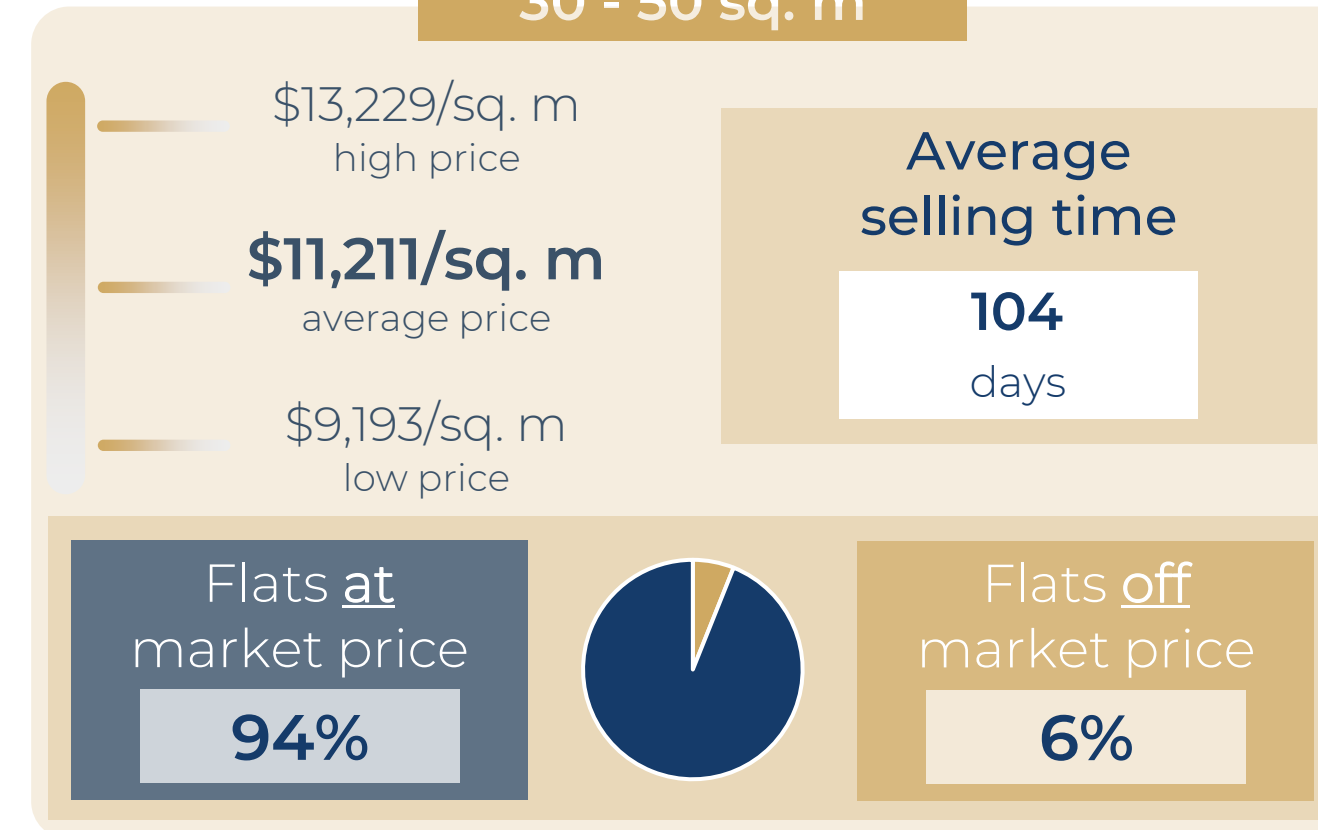


DETAILED INFORMATION BY SURFACE AREA

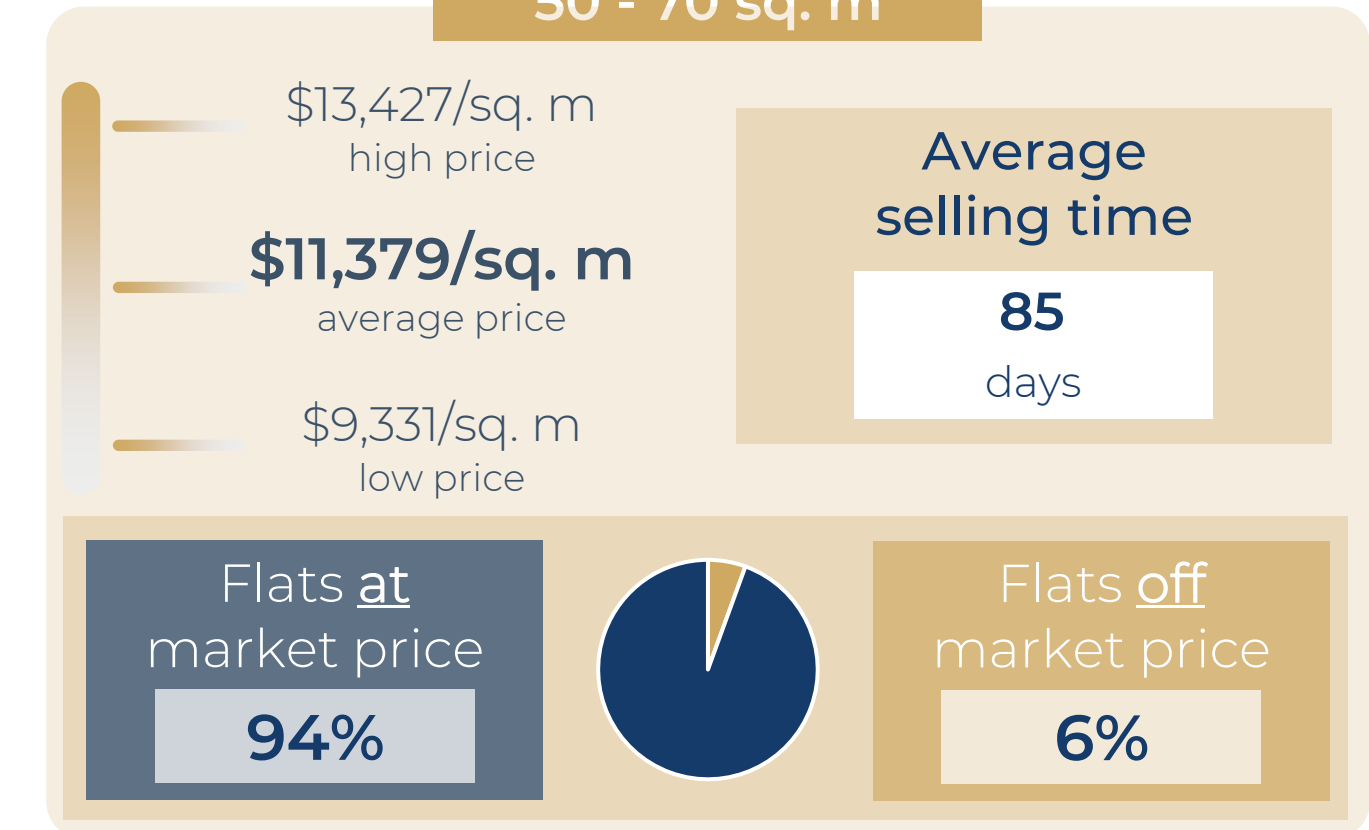
0 - 30 sq. m



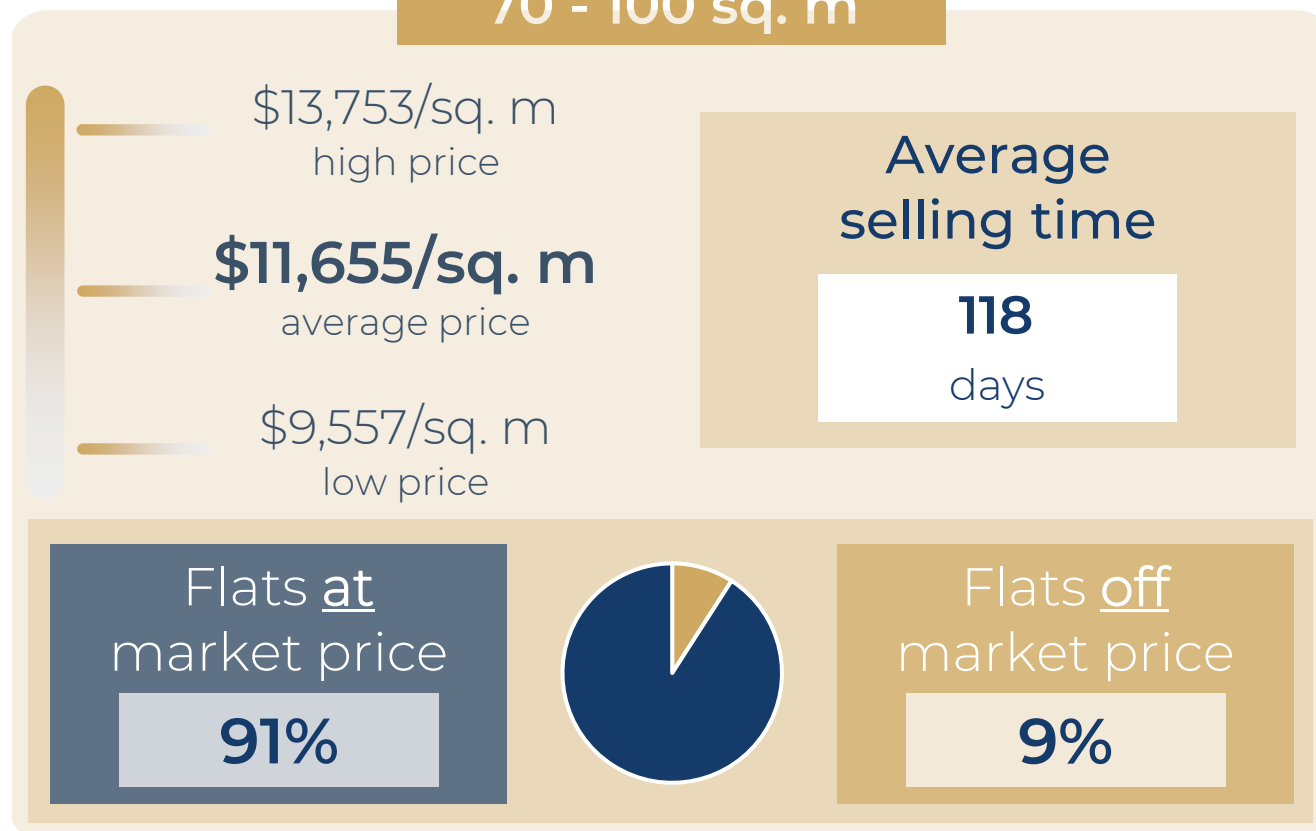
30 - 50 sq. m



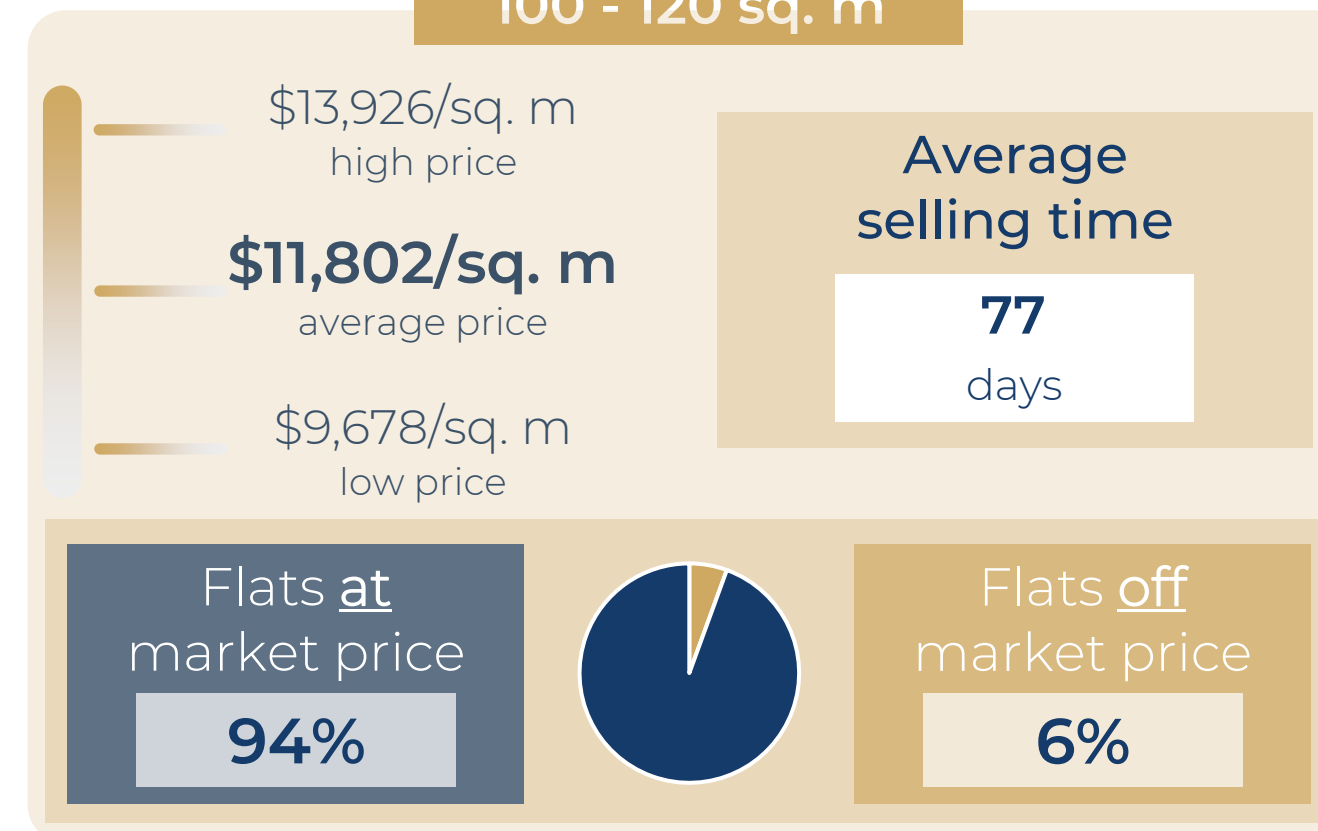
50 - 70 sq. m



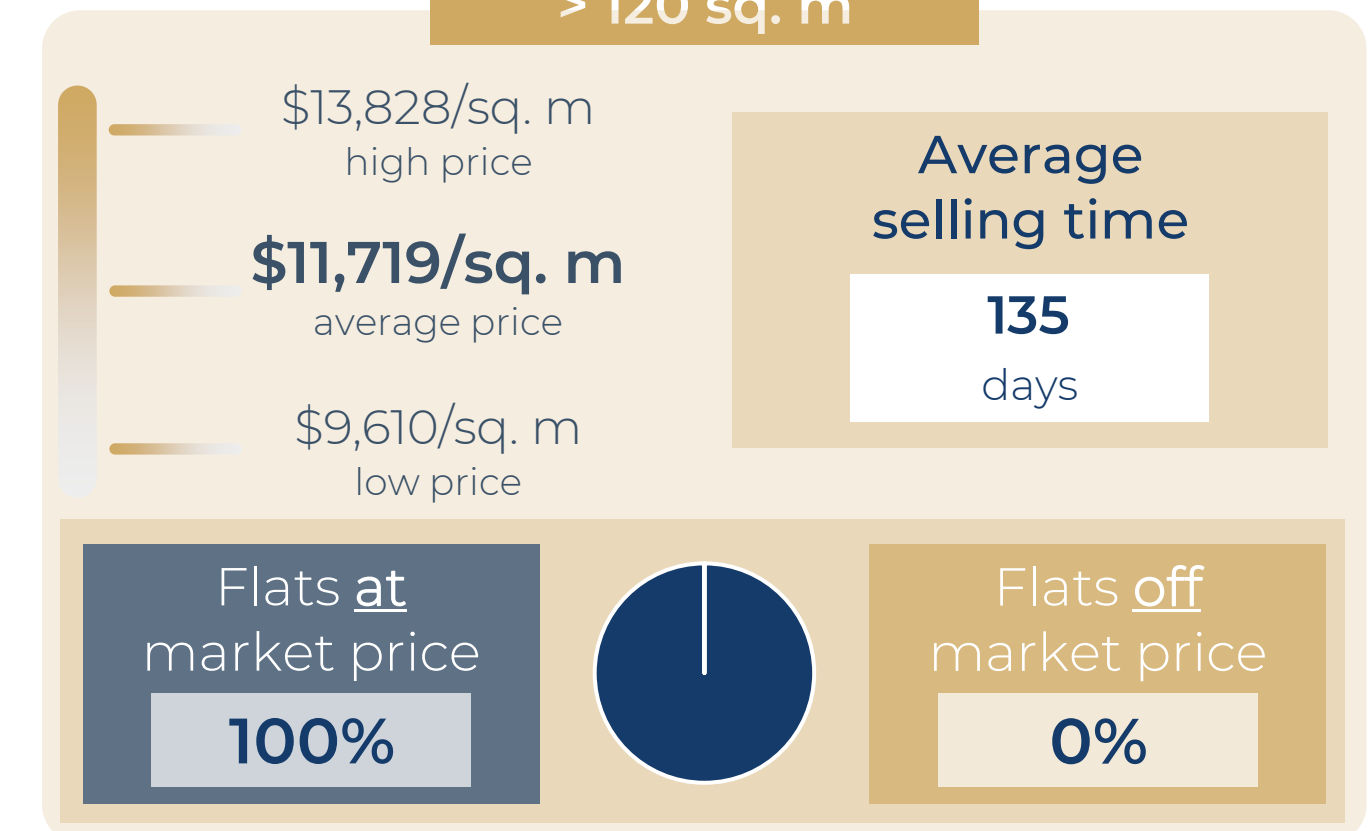
70 - 100 sq. m



100 - 120 sq. m



> 120 sq. m



Paris 13th



A SAMPLE OF SOLD FLATS FOR THE LAST 6 MONTHS

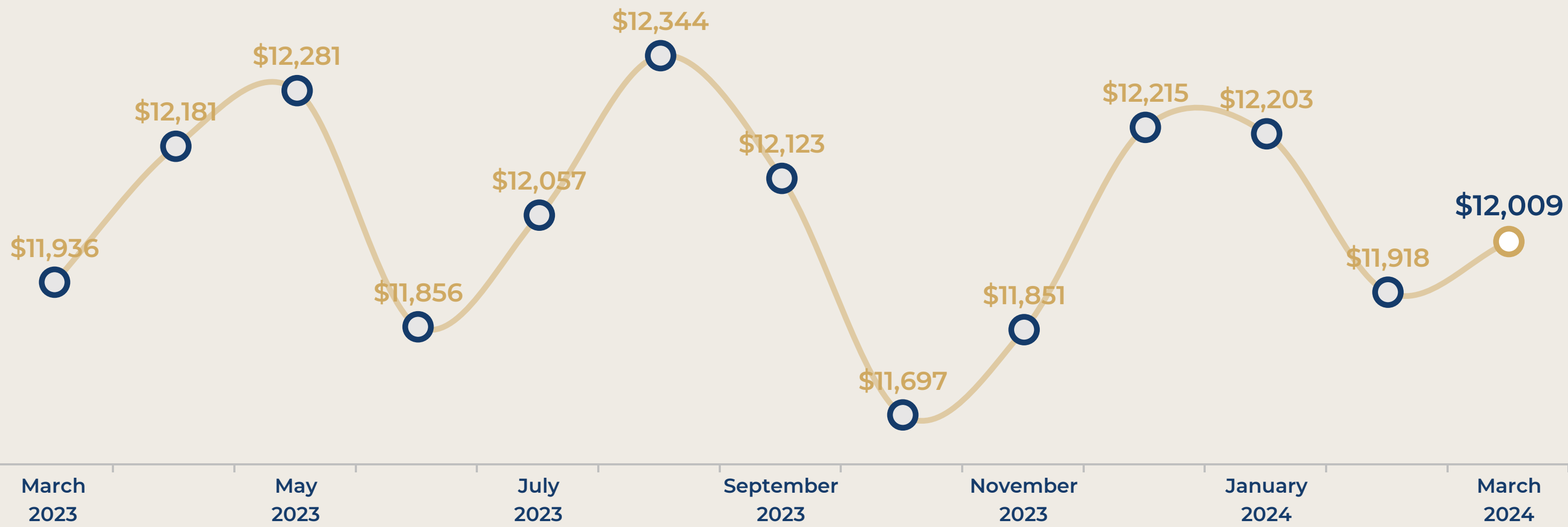
PAS BARRAULT	15 sq. m	Stu	\$188,462	\$12,564/sq. m
RUE BARRAULT	17 sq. m	Stu	\$229,905	\$13,524/sq. m
RUE DE LA PROVIDENCE	20 sq. m	Stu	\$252,864	\$12,643/sq. m
RUE DES CORDELIERES	25 sq. m	Stu	\$270,050	\$10,802/sq. m
RUE XAINTRAILLES	30 sq. m	Stu	\$348,536	\$11,618/sq. m
RUE PRIMATICE	35 sq. m	2 r	\$436,874	\$12,483/sq. m
RUE DE LA BUTTE AUX CAILLES	42 sq. m	2 r	\$482,374	\$11,485/sq. m
RUE BOBILLOT	45 sq. m	2 r	\$588,325	\$13,074/sq. m
RUE LE DANTEC	53 sq. m	2 r	\$541,777	\$10,222/sq. m
RUE DE POUY	60 sq. m	3 r	\$636,480	\$10,608/sq. m
RUE DES CORDELIERES	66 sq. m	3 r	\$834,305	\$12,641/sq. m
BD ARAGO	77 sq. m	3 r	\$990,212	\$12,860/sq. m
BD ARAGO	77 sq. m	4 r	\$978,925	\$12,713/sq. m
RUE DE LA GLACIERE	87 sq. m	4 r	\$1,011,919	\$11,631/sq. m
RUE DE LA SANTE	91 sq. m	4 r	\$1,001,383	\$11,004/sq. m
RUE DE LA GLACIERE	109 sq. m	5 r	\$1,364,928	\$12,523/sq. m

Paris 14th



EVOLUTION OF THE SELLING PRICE / sq. m

1 YEAR



1 mois

+ 0,8 %

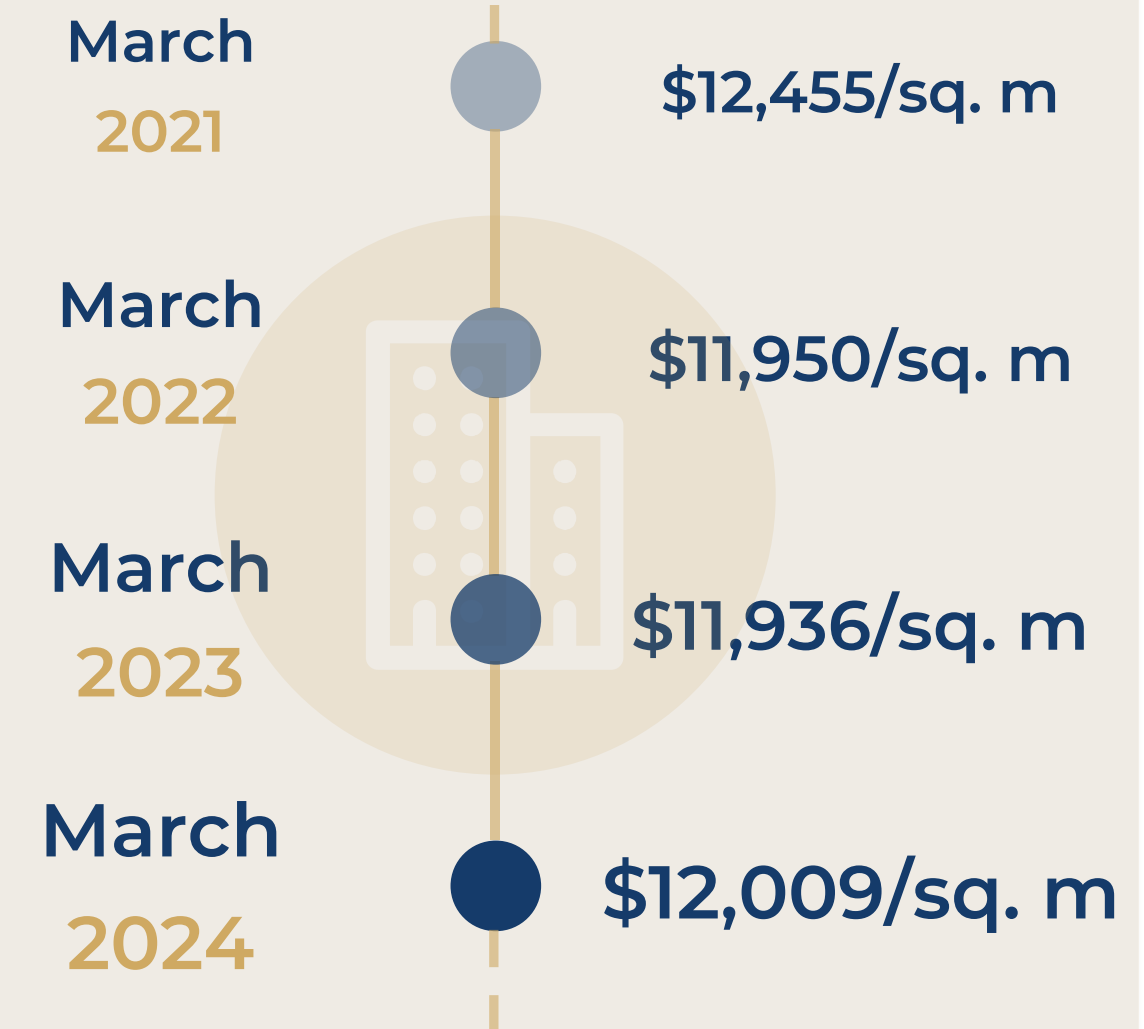
3 mois


- 1,7 %

1 an

+ 0,6 %

3 YEARS



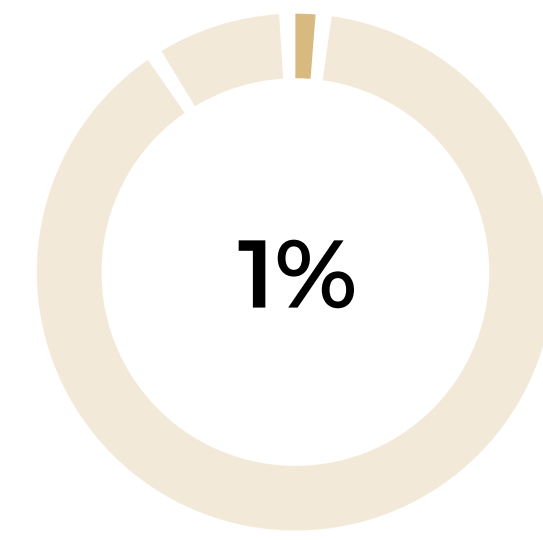
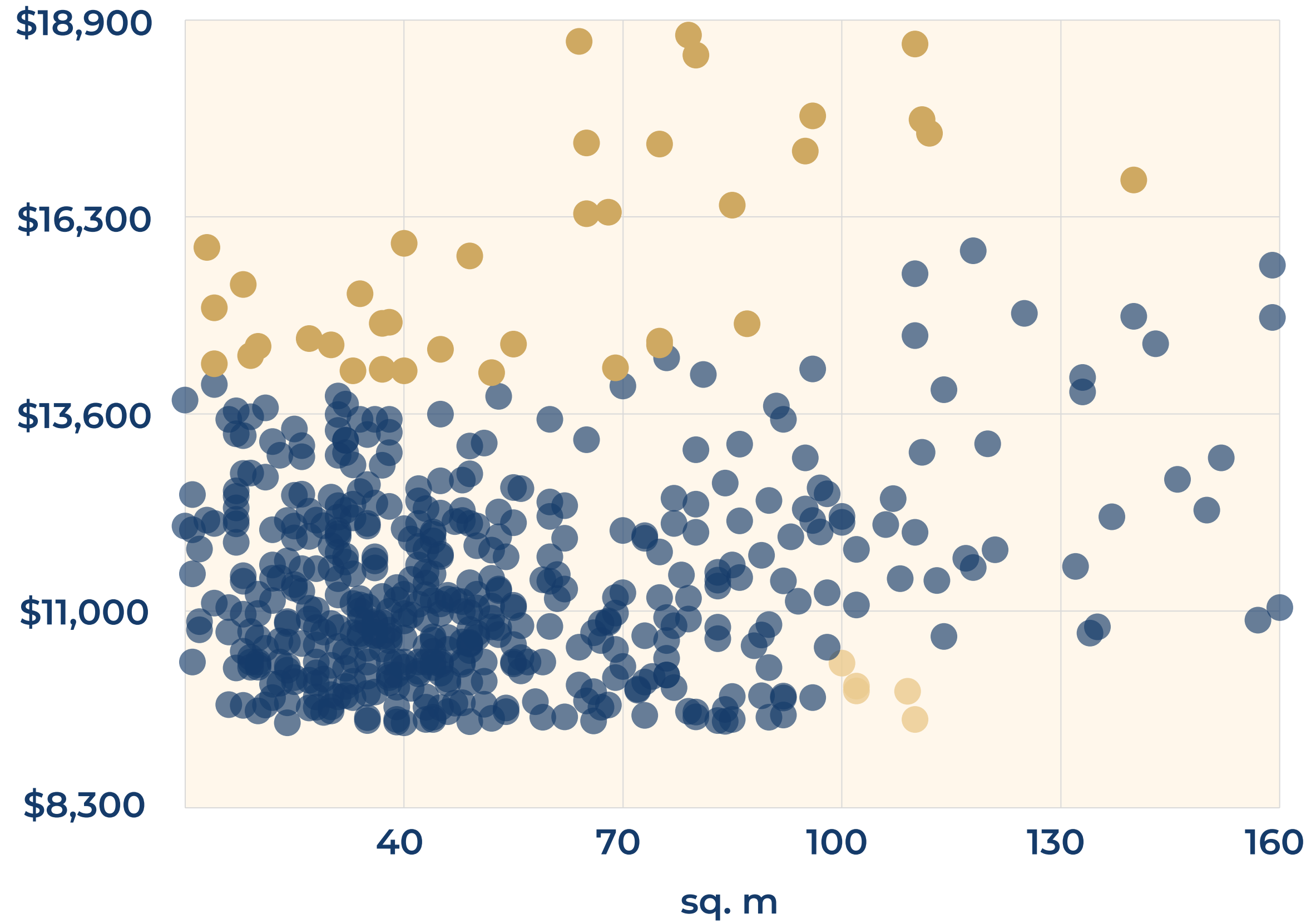


Paris 14th

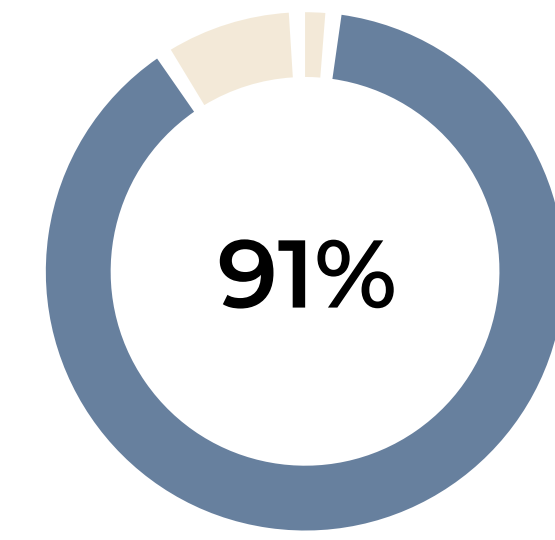


OVERVIEW FLATS FOR SALE

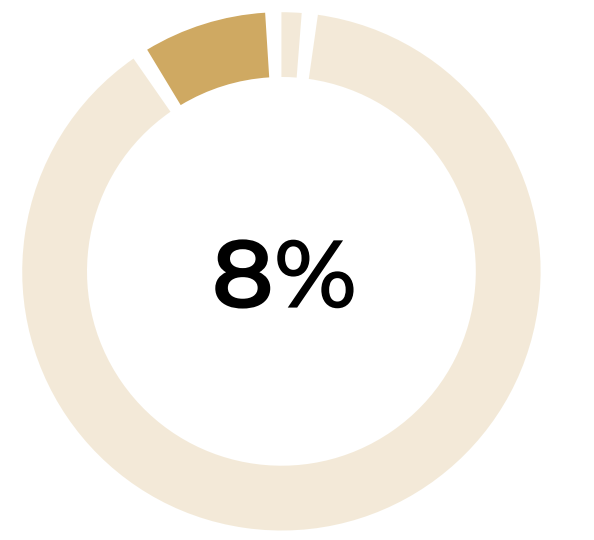
Price per sq. m



Below
market price



Market price



Above
market price

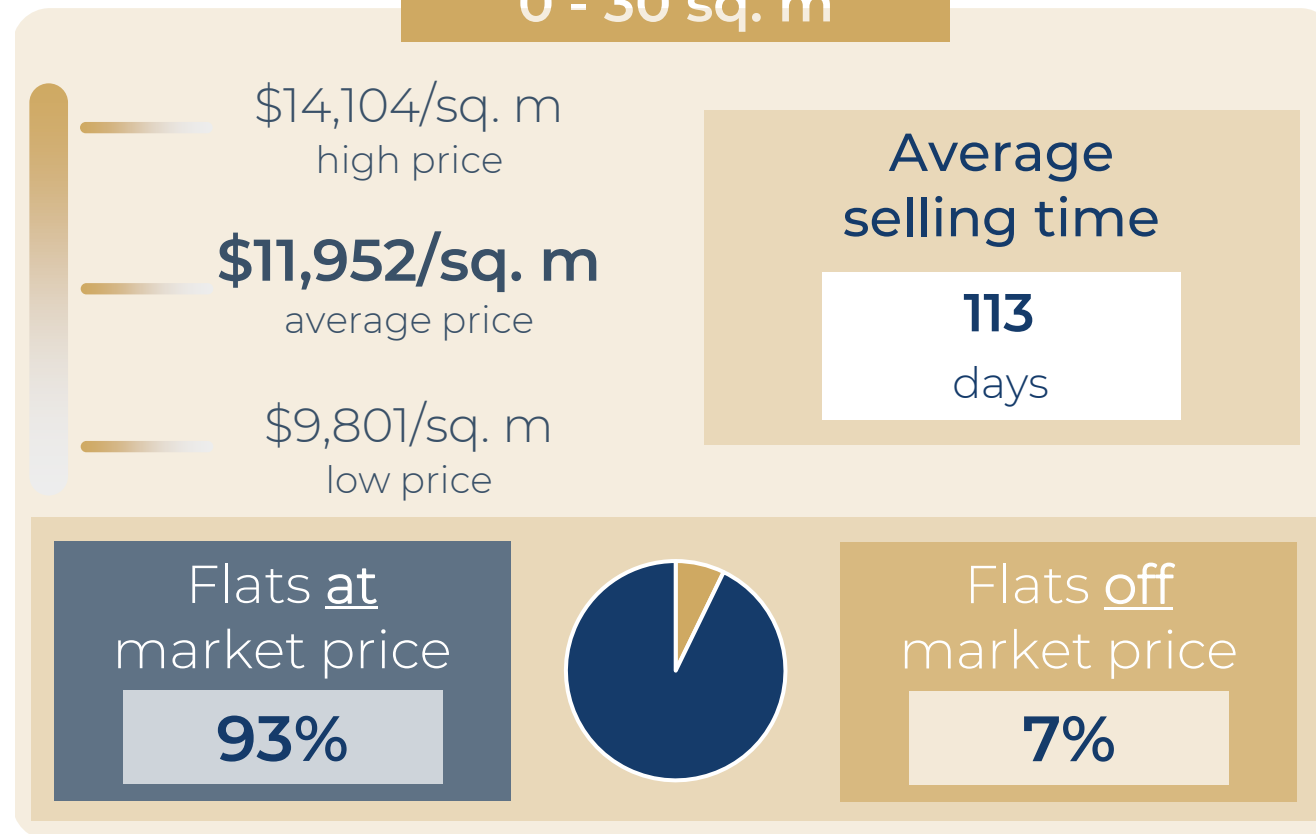


Paris 14th

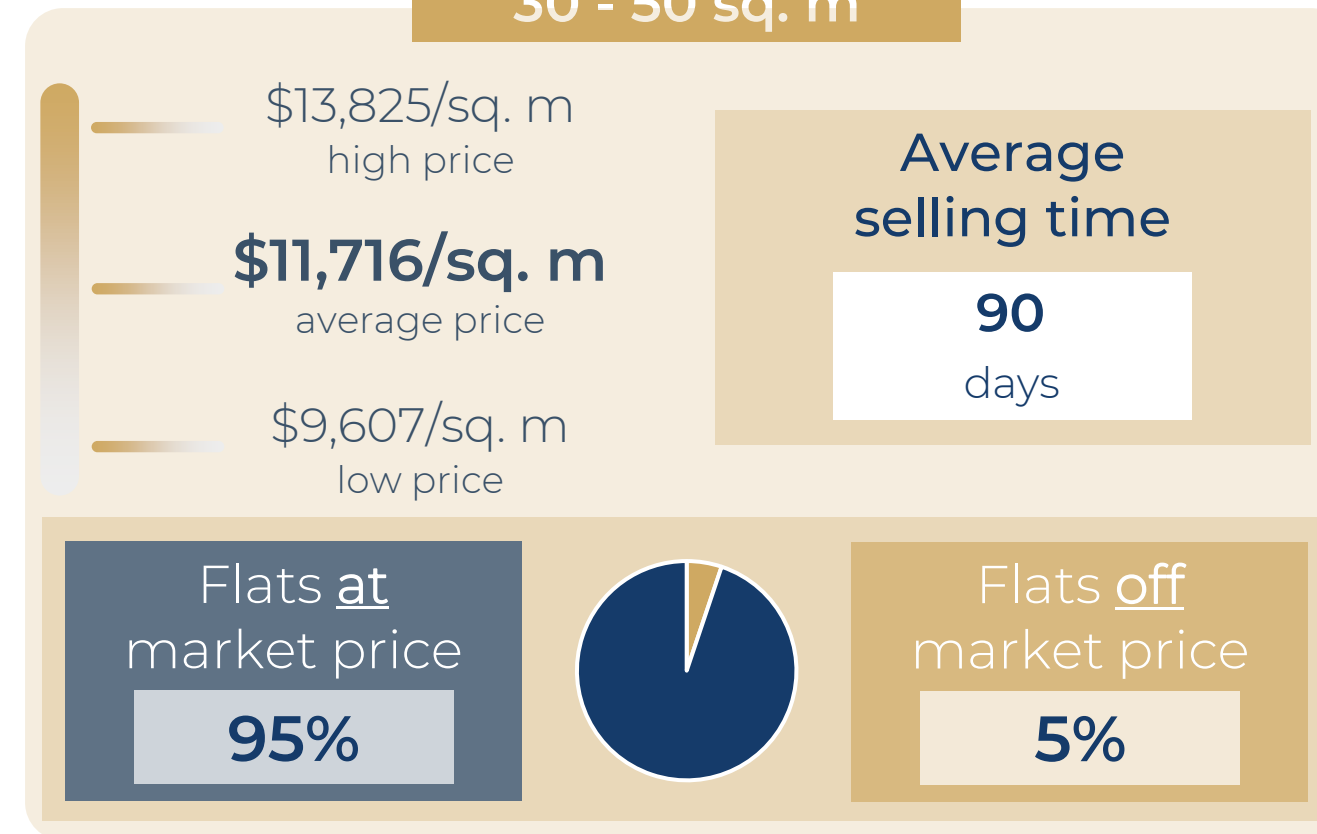


DETAILED INFORMATION BY SURFACE AREA

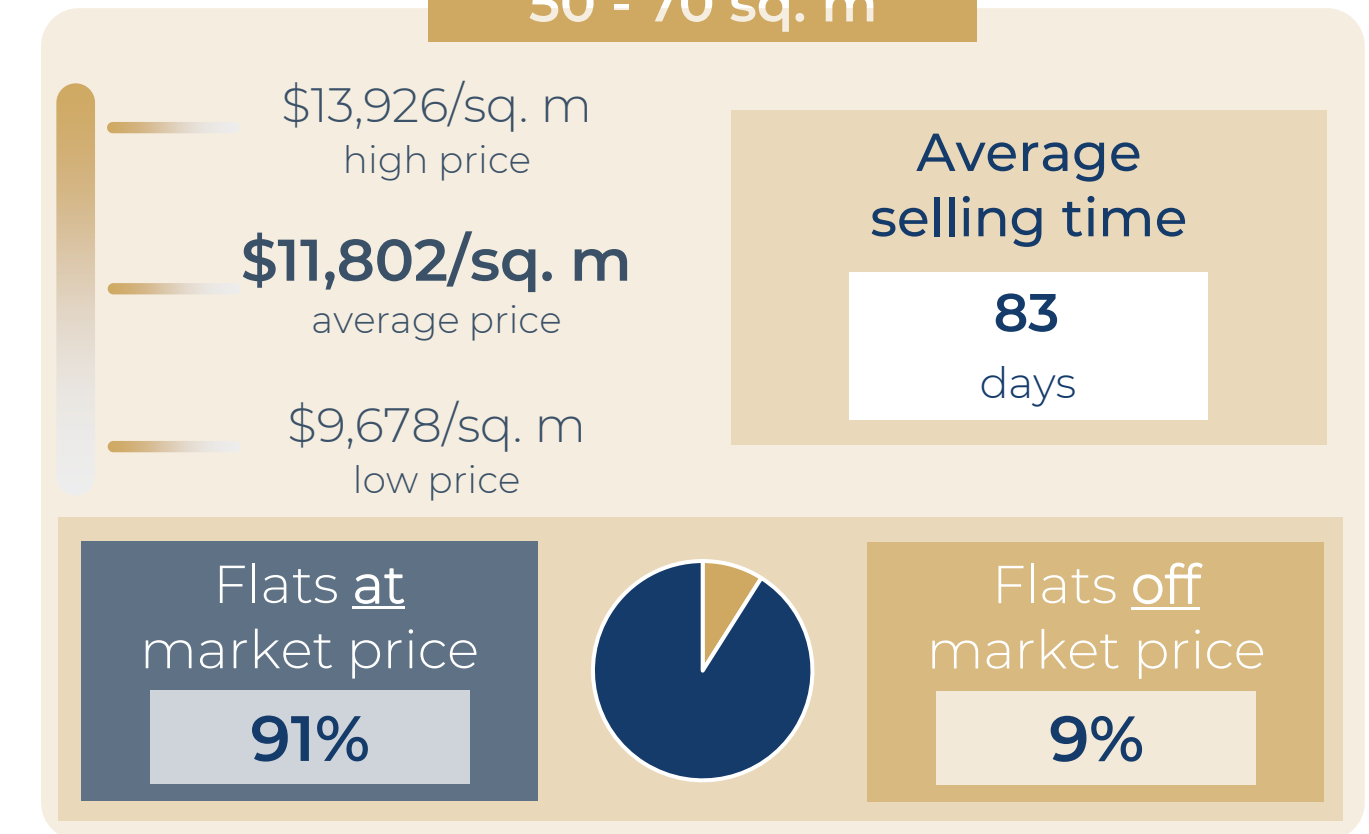
0 - 30 sq. m



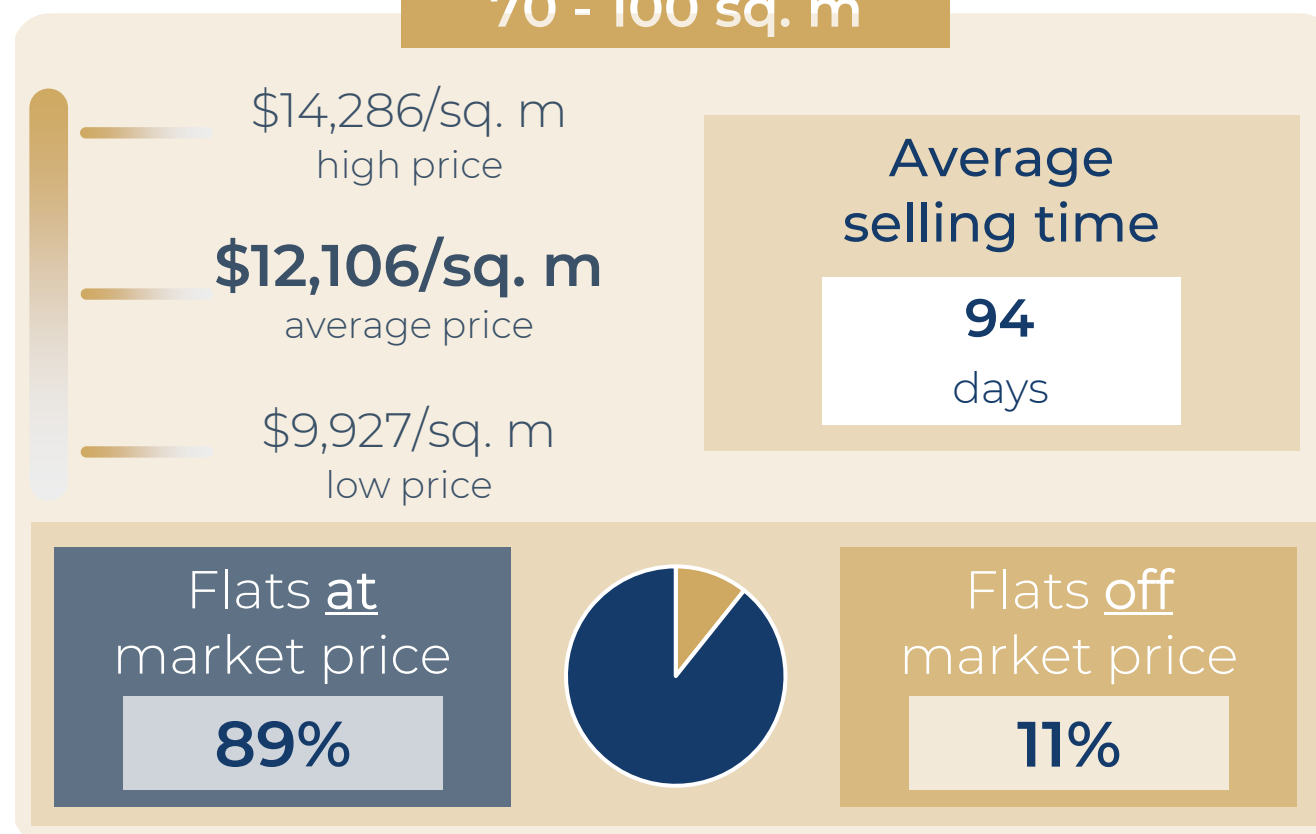
30 - 50 sq. m



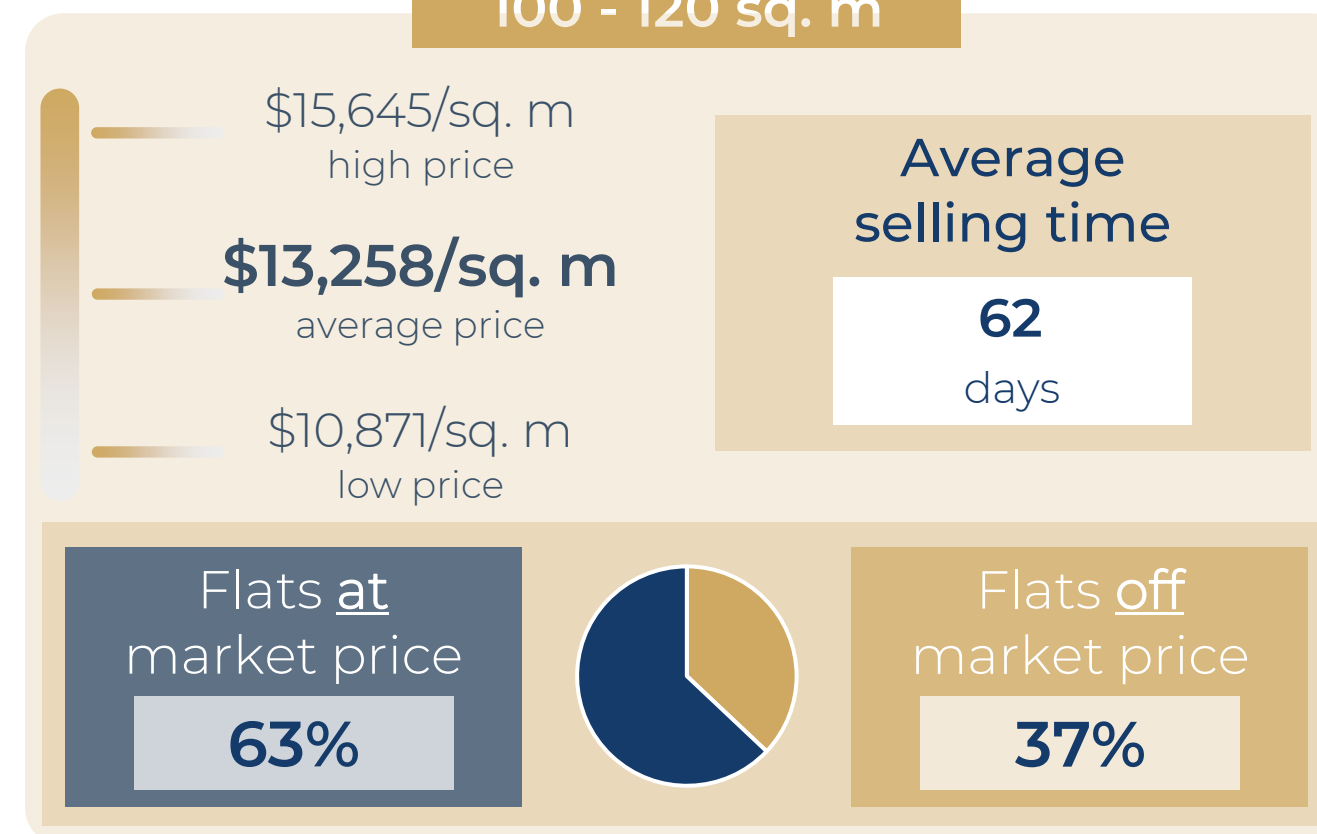
50 - 70 sq. m



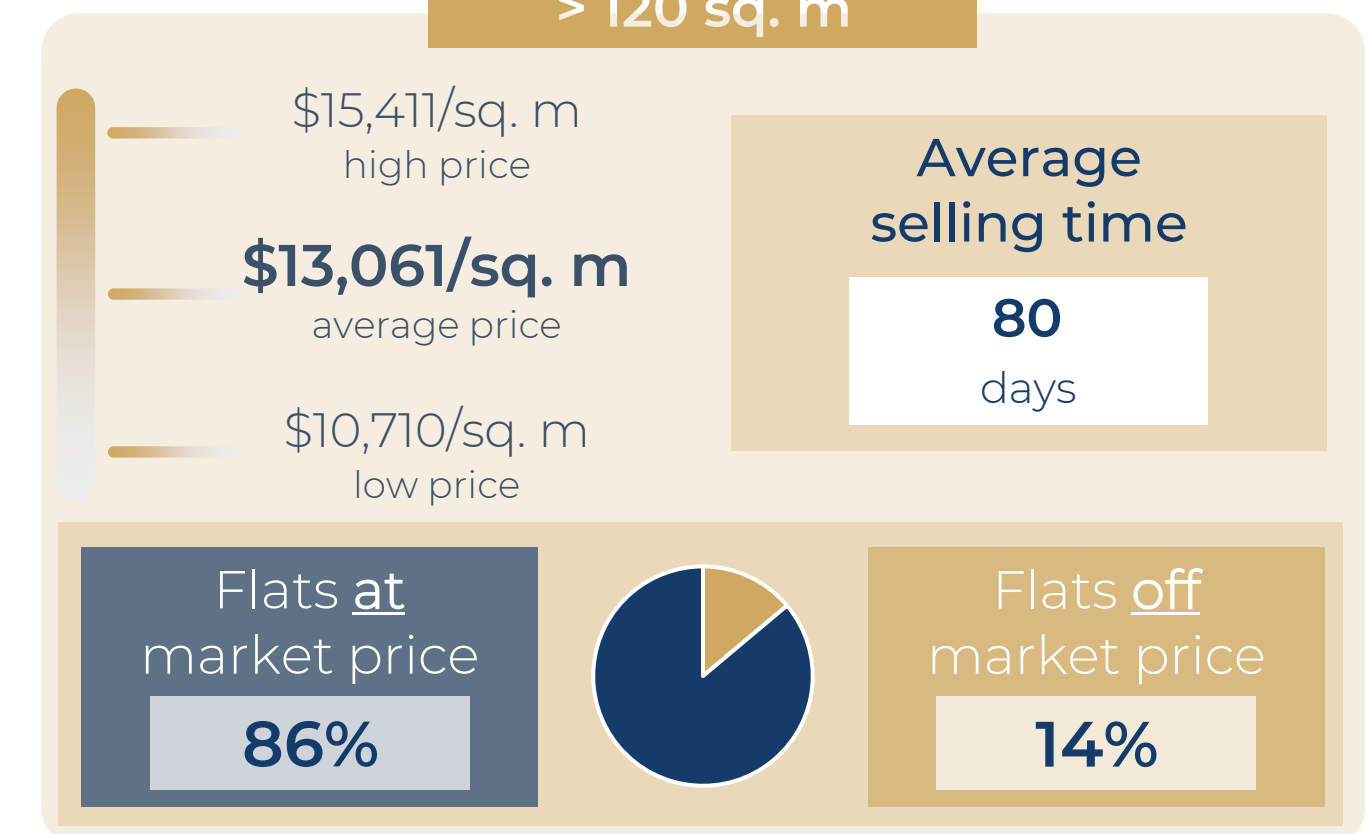
70 - 100 sq. m



100 - 120 sq. m



> 120 sq. m



Paris 14th



A SAMPLE OF SOLD FLATS FOR THE LAST 6 MONTHS

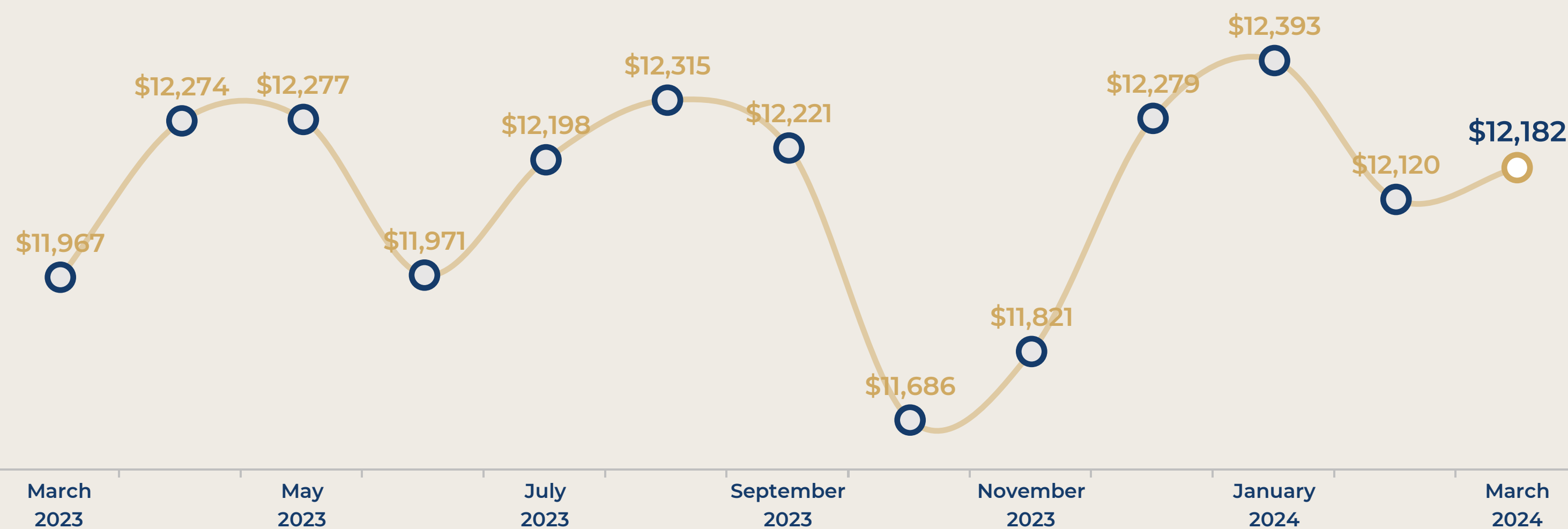
RUE DU PERE CORENTIN	15 sq. m	Stu	\$168,741	\$11,250/sq. m
RUE BREZIN	17 sq. m	Stu	\$214,578	\$12,622/sq. m
RUE CAMPAGNE PREMIERE	21 sq. m	Stu	\$289,613	\$13,791/sq. m
RUE D ALESIA	25 sq. m	Stu	\$321,602	\$12,864/sq. m
BD DU MONTPARNASSE	30 sq. m	Stu	\$476,413	\$15,881/sq. m
RUE THIBAUD	35 sq. m	2 r	\$405,770	\$11,593/sq. m
RUE CELS	40 sq. m	2 r	\$578,700	\$14,467/sq. m
RUE DU CHATEAU	46 sq. m	2 r	\$586,089	\$12,741/sq. m
RUE ANTOINE CHANTIN	53 sq. m	2 r	\$630,758	\$11,901/sq. m
BD SAINT JACQUES	60 sq. m	3 r	\$685,274	\$11,422/sq. m
RUE SARRETTE	67 sq. m	3 r	\$731,574	\$10,919/sq. m
RUE PERNETY	76 sq. m	3 r	\$815,491	\$10,730/sq. m
RUE JULES GUESDE	80 sq. m	4 r	\$1,100,235	\$13,753/sq. m
RUE D ALESIA	90 sq. m	4 r	\$1,011,456	\$11,239/sq. m
AV JEAN MOULIN	97 sq. m	4 r	\$1,151,862	\$11,875/sq. m
RUE DU PERE CORENTIN	110 sq. m	5 r	\$1,270,821	\$11,553/sq. m

Paris 15th



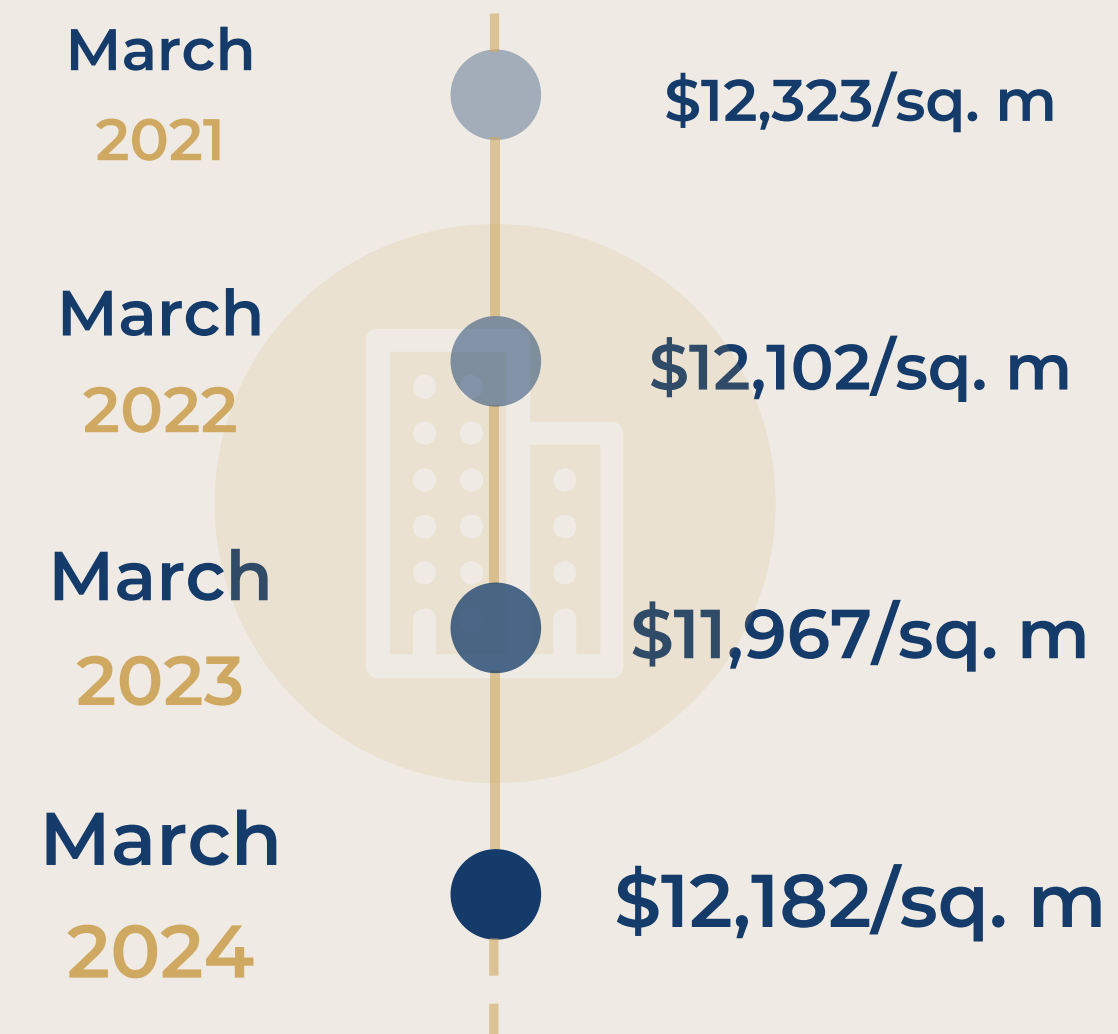
EVOLUTION OF THE SELLING PRICE / sq. m


1 YEAR



1 mois
+ 0,5 %
3 mois
- 0,8 %
1 an
+ 1,8 %

3 YEARS





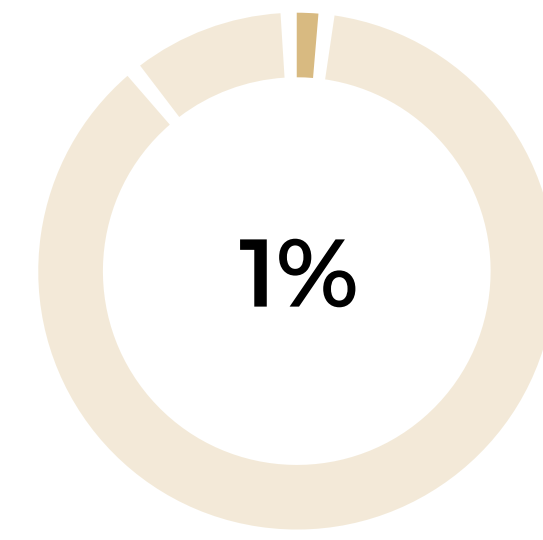
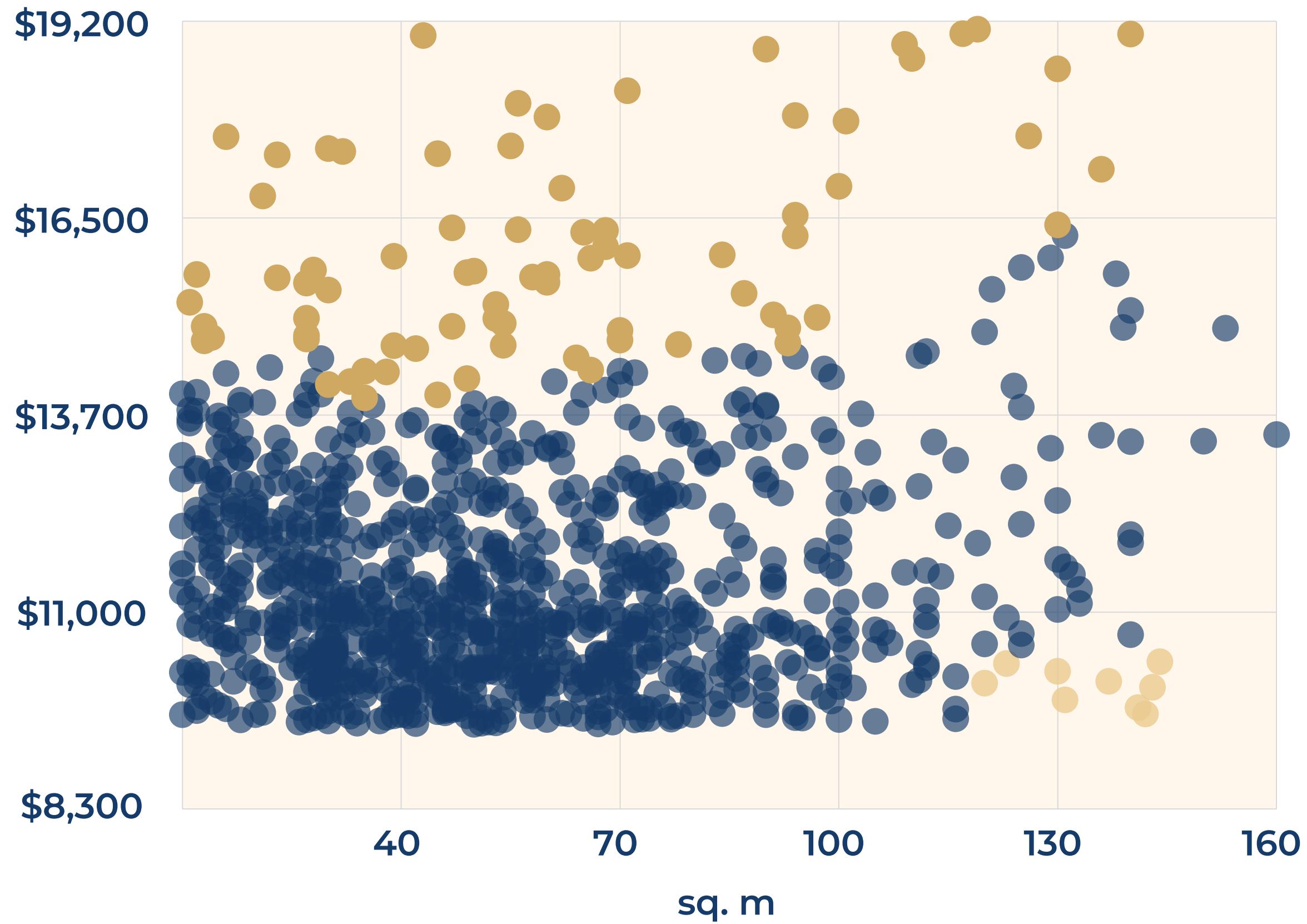
Paris 15th



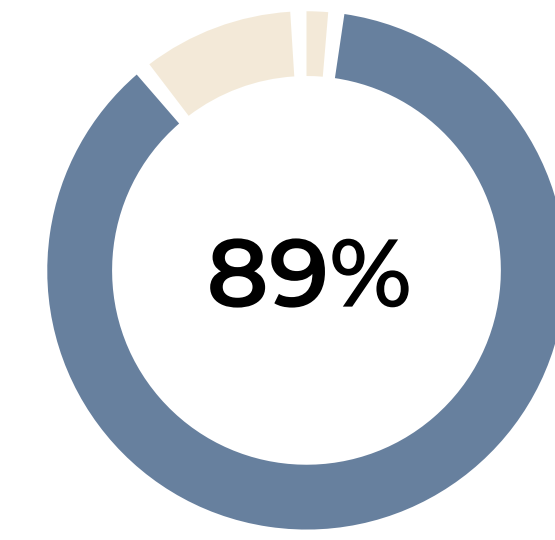
OVERVIEW

FLATS FOR SALE

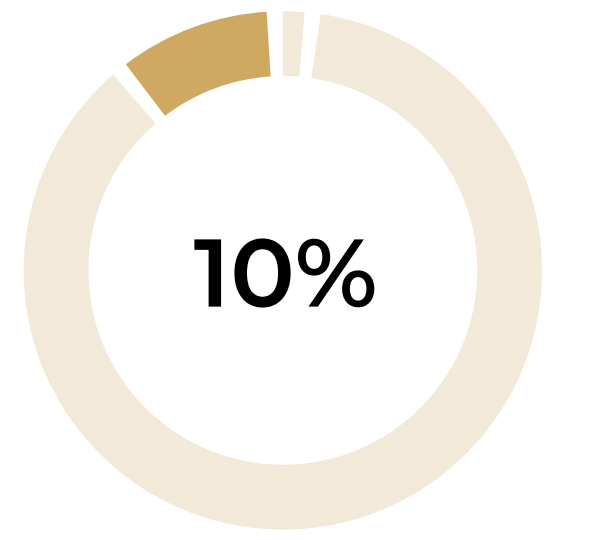
Price per sq. m



Below market price



Market price



Above market price

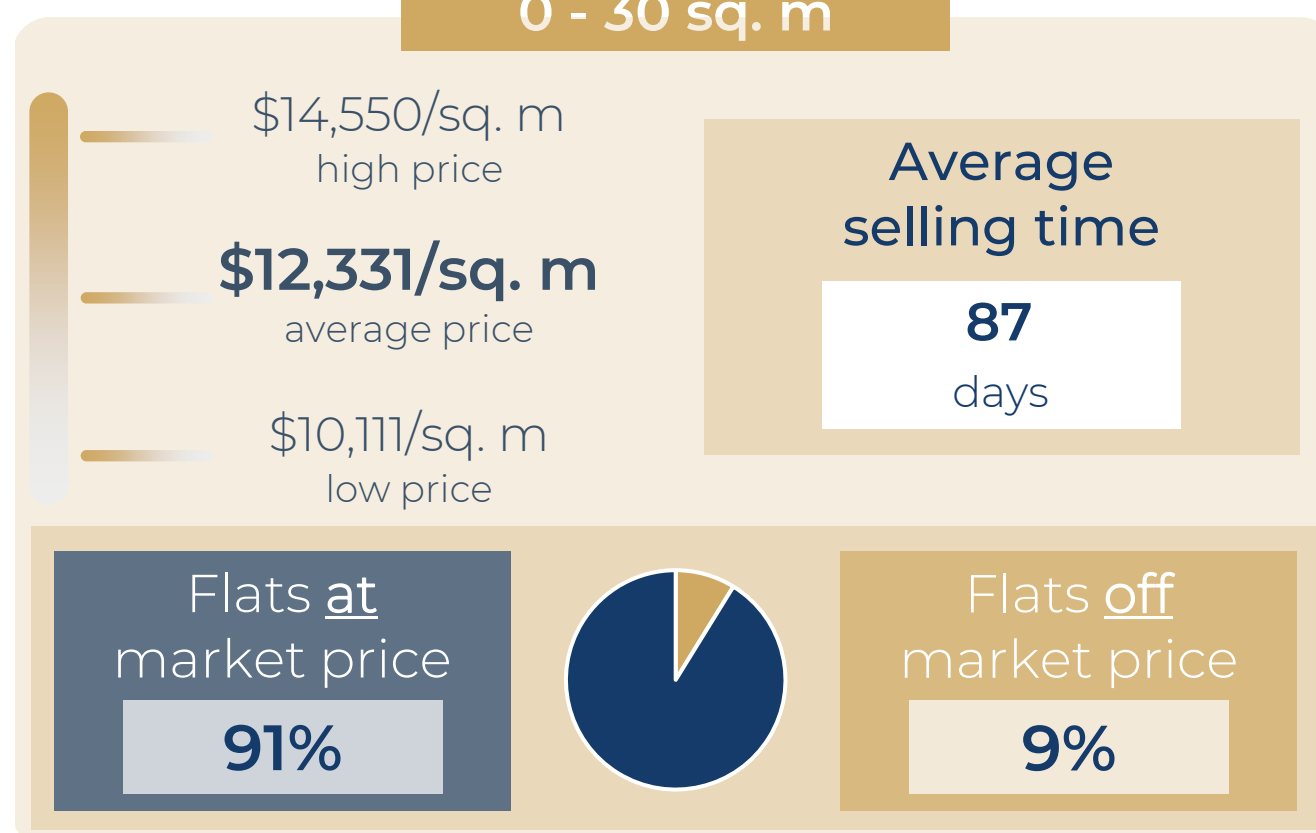


Paris 15th

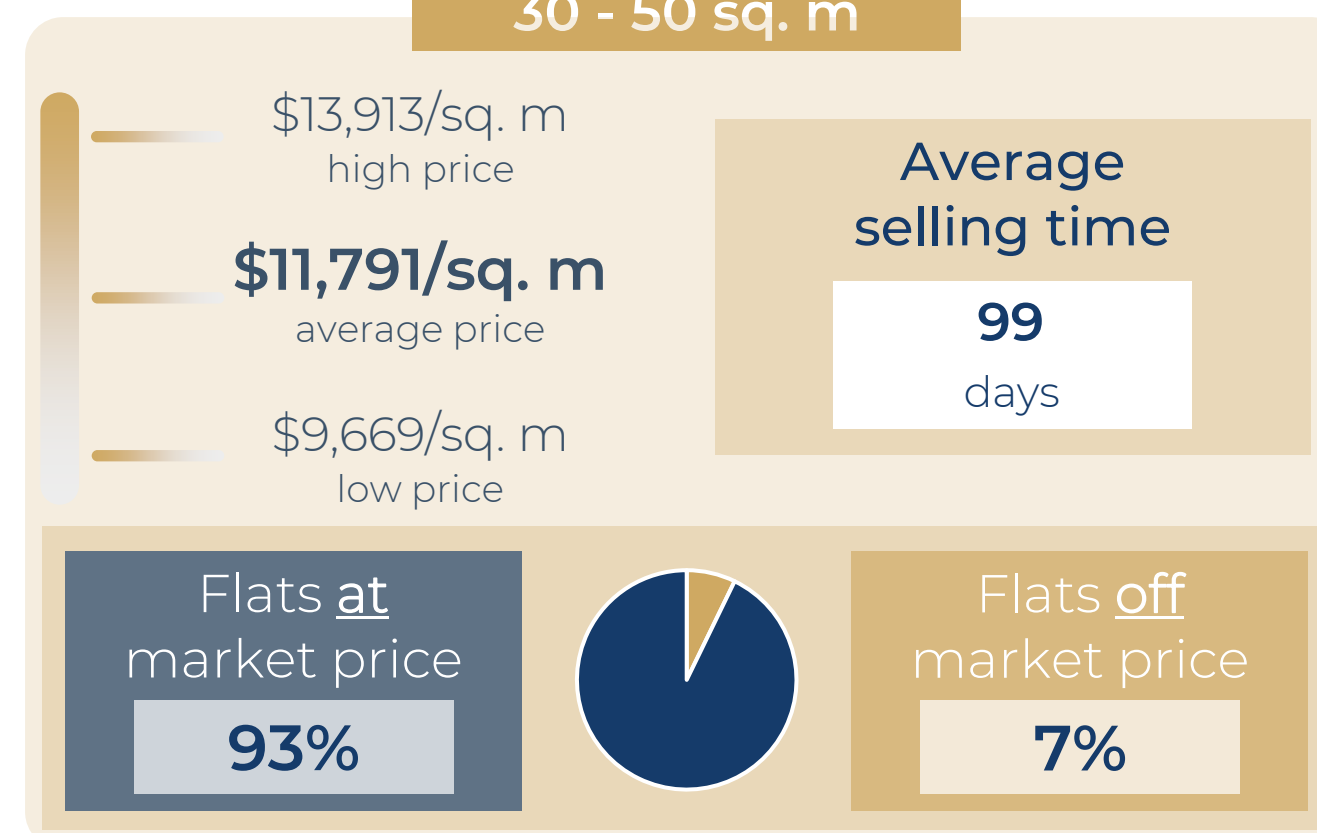


DETAILED INFORMATION BY SURFACE AREA

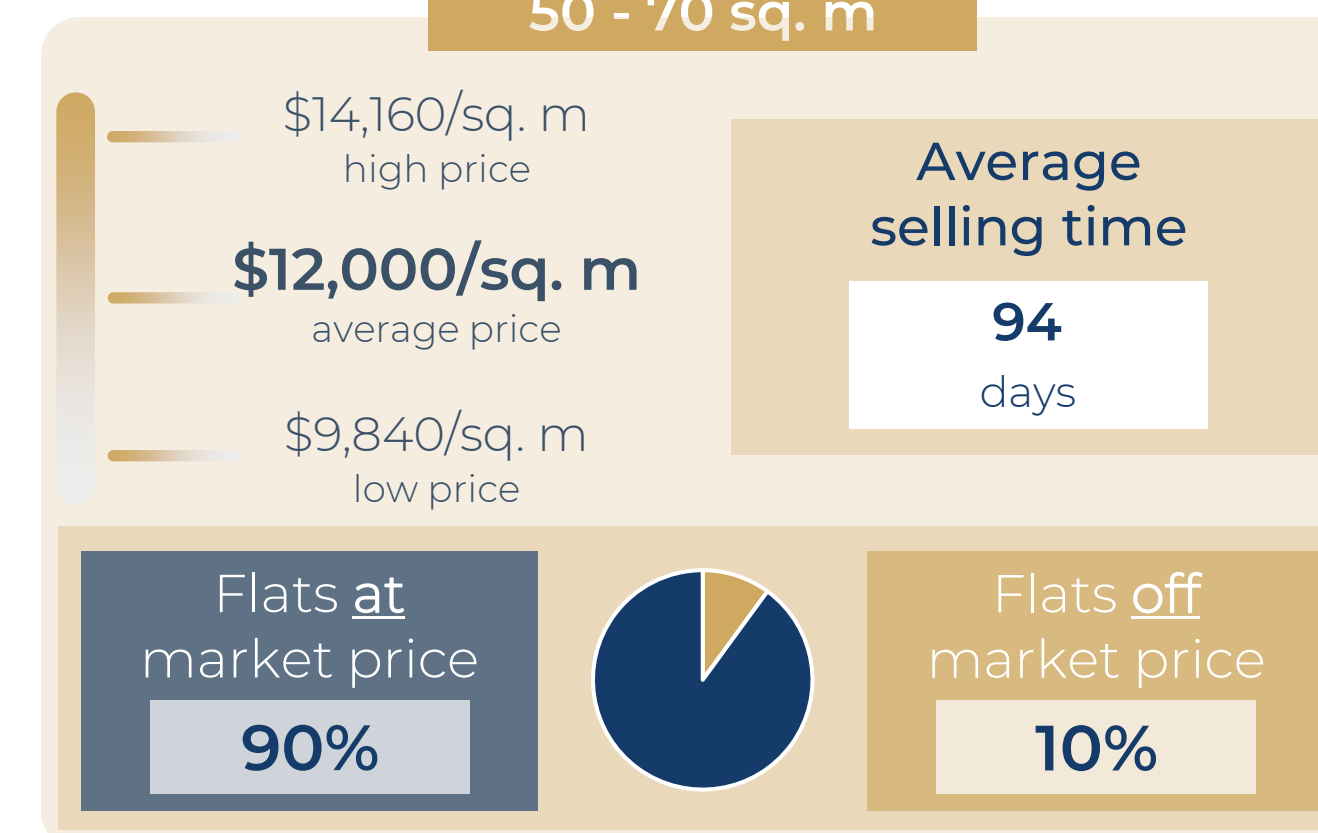
0 - 30 sq. m



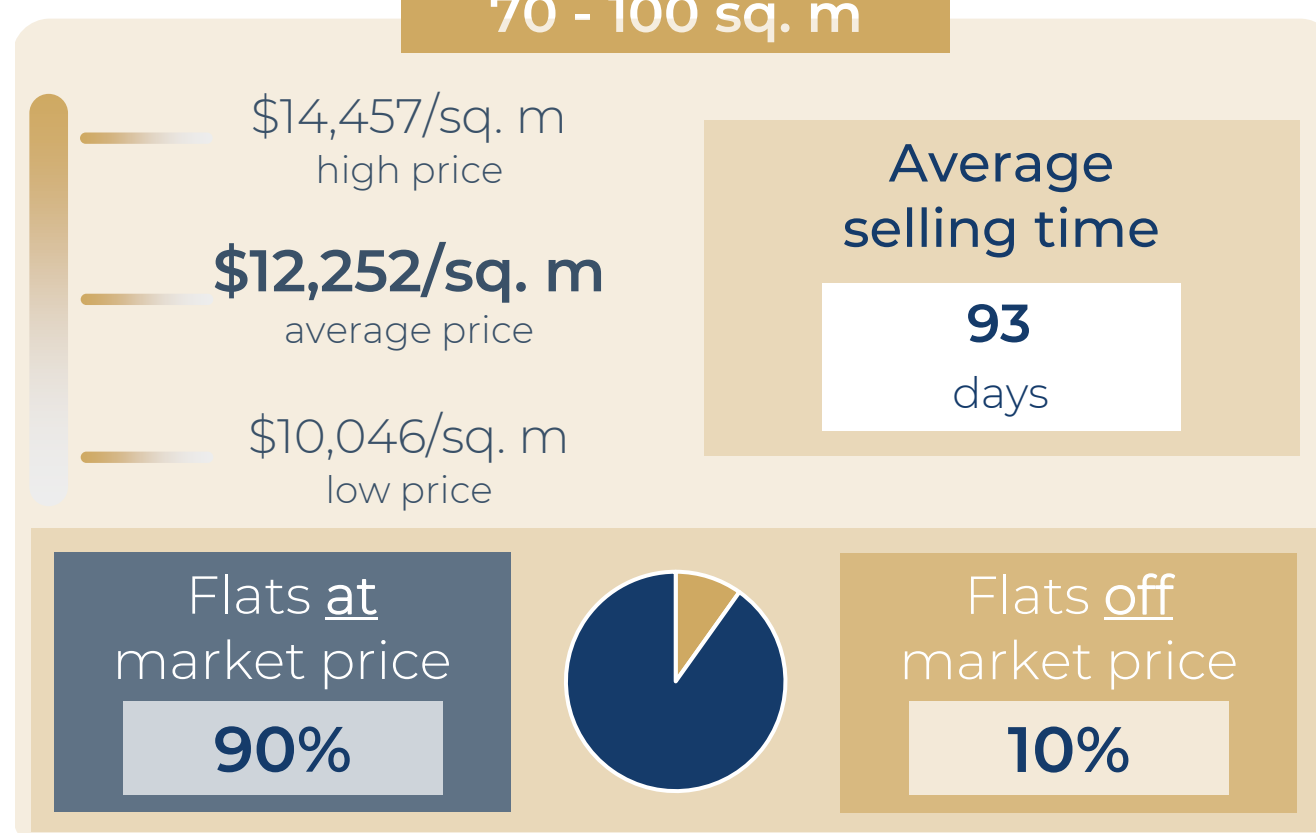
30 - 50 sq. m



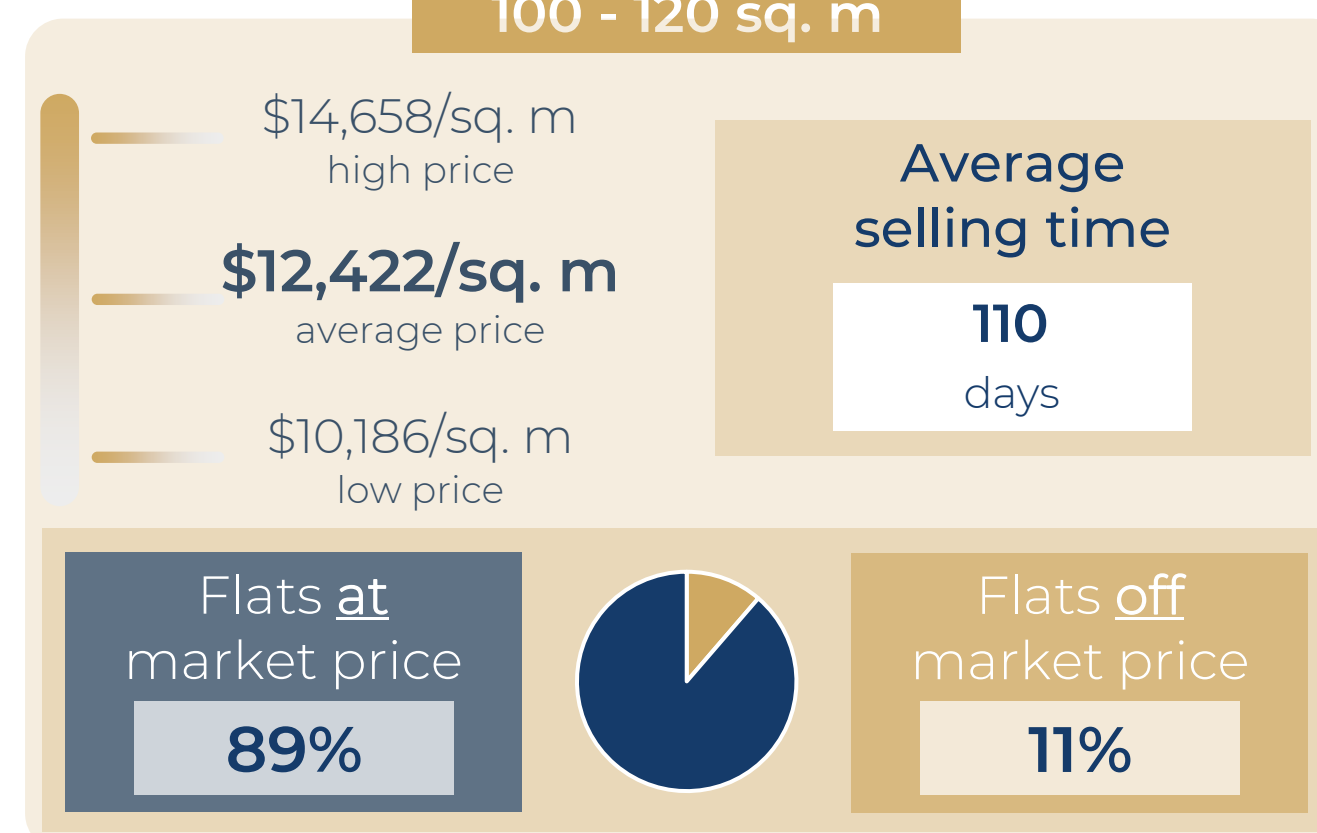
50 - 70 sq. m



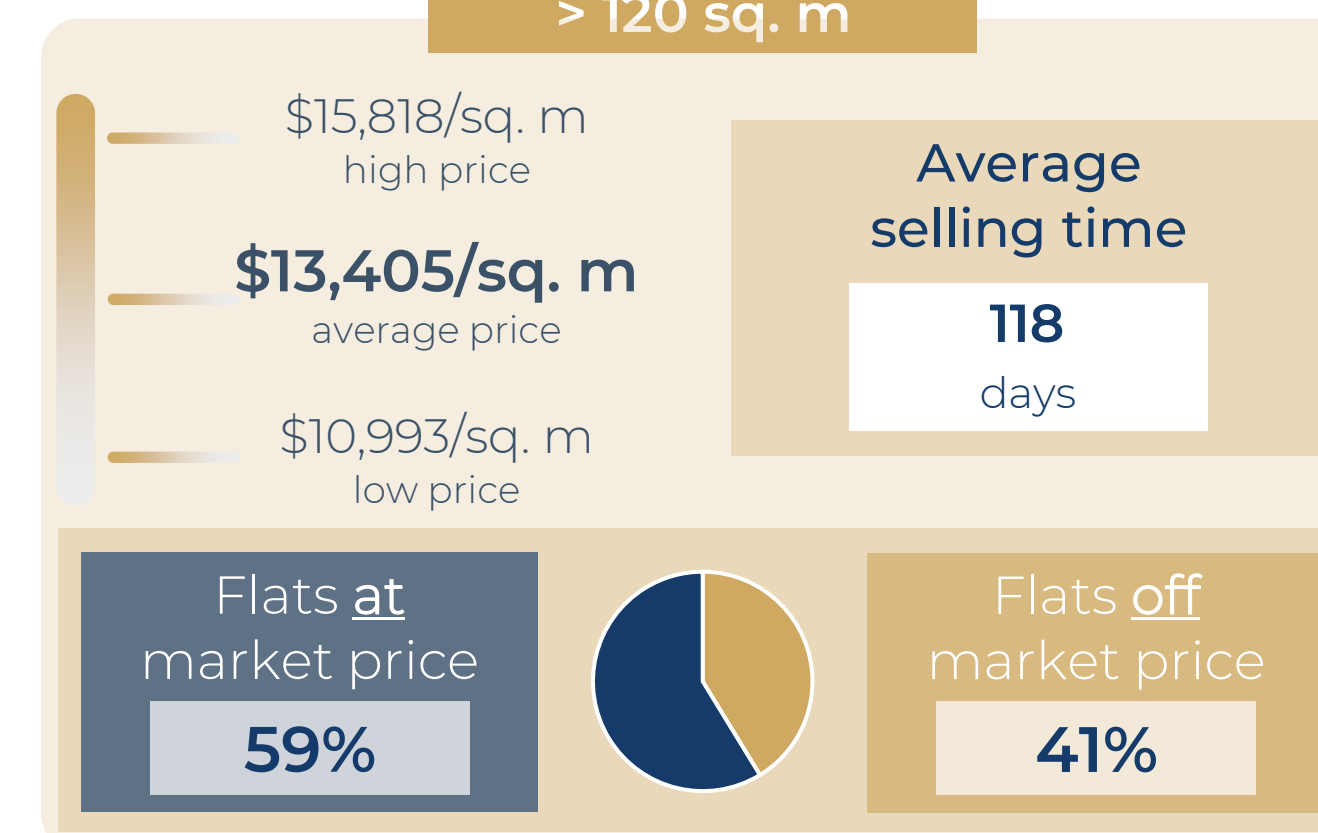
70 - 100 sq. m



100 - 120 sq. m



> 120 sq. m



Paris 15th



A SAMPLE OF SOLD FLATS FOR THE LAST 6 MONTHS

RUE DE VOUILLE	15 sq. m	Stu	\$155,640	\$10,376/sq. m
VIL DE LASTROLABE	18 sq. m	Stu	\$215,161	\$11,954/sq. m
RUE ANTOINE BOURDELLE	20 sq. m	Stu	\$342,149	\$17,107/sq. m
IMP DE PRESLES	25 sq. m	Stu	\$318,240	\$12,730/sq. m
IMP DE PRESLES	30 sq. m	Stu	\$413,056	\$13,769/sq. m
RUE DE VIROFLAY	35 sq. m	2 r	\$516,028	\$14,744/sq. m
AV DE SUFFREN	40 sq. m	2 r	\$611,130	\$15,278/sq. m
RUE DE LA CROIX NIVERT	45 sq. m	2 r	\$617,173	\$13,715/sq. m
RUE JEAN DAUDIN	50 sq. m	2 r	\$660,303	\$13,206/sq. m
AV EMILE ZOLA	60 sq. m	3 r	\$587,414	\$9,791/sq. m
RUE GINOUX	67 sq. m	3 r	\$823,963	\$12,298/sq. m
VLA DE LA CROIX NIVERT	76 sq. m	3 r	\$760,442	\$10,006/sq. m
AV DU MAINE	76 sq. m	4 r	\$909,715	\$11,970/sq. m
AV DE SUFFREN	84 sq. m	4 p	\$885,645	\$10,544/sq. m
VLA POIRIER	91 sq. m	4 r	\$1,241,436	\$13,642/sq. m
RUE PLUMET	103 sq. m	5 r	\$1,095,912	\$10,640/sq. m

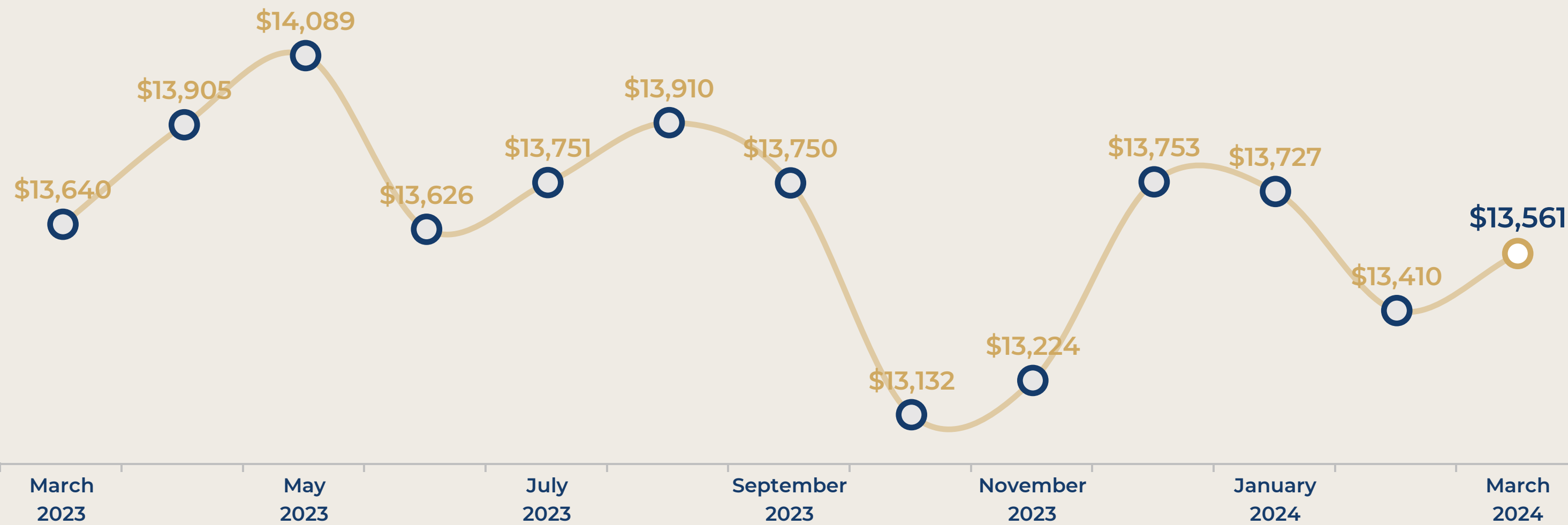
Paris 16th



EVOLUTION OF THE SELLING PRICE / sq. m

1 YEAR

3 YEARS



1 mois

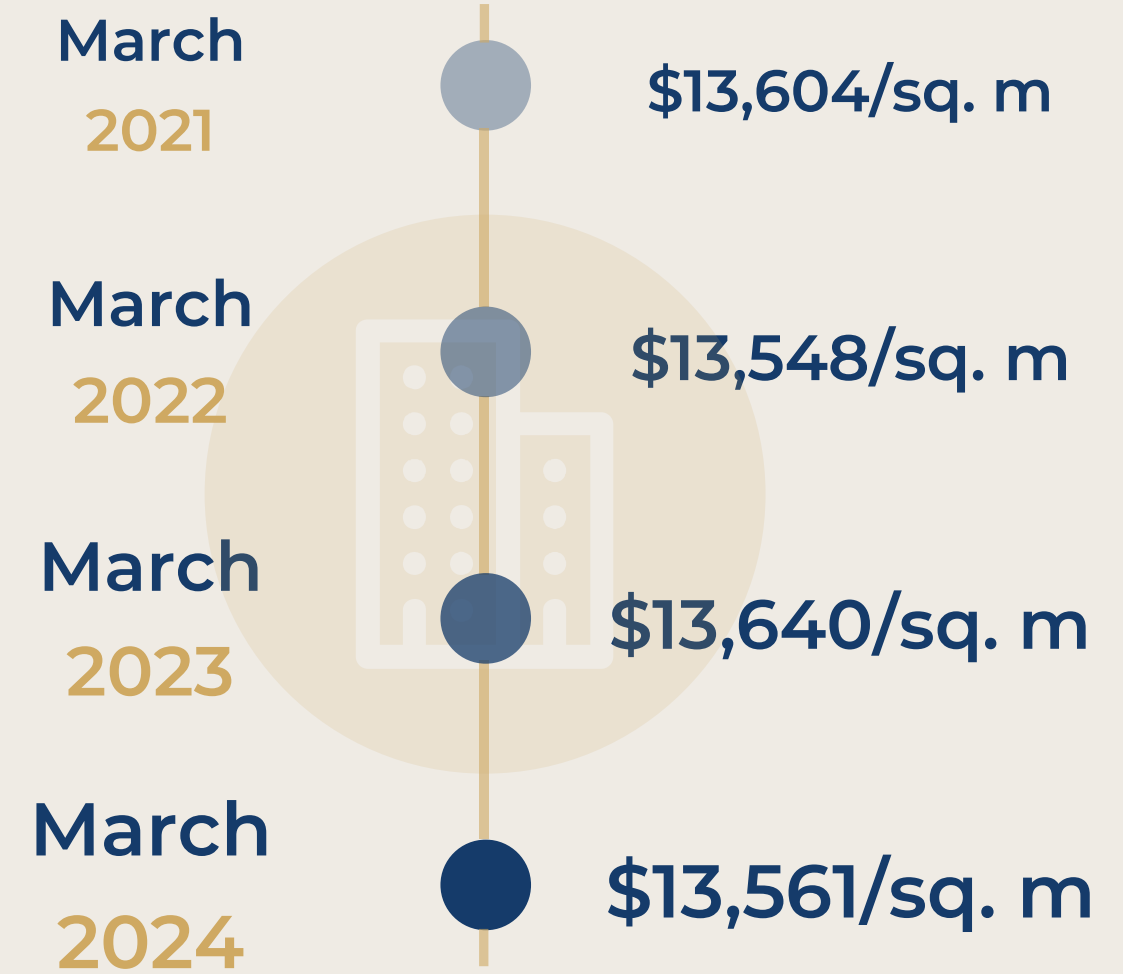
+ 1,1 %


3 mois

- 1,4 %

1 an

- 0,6 %



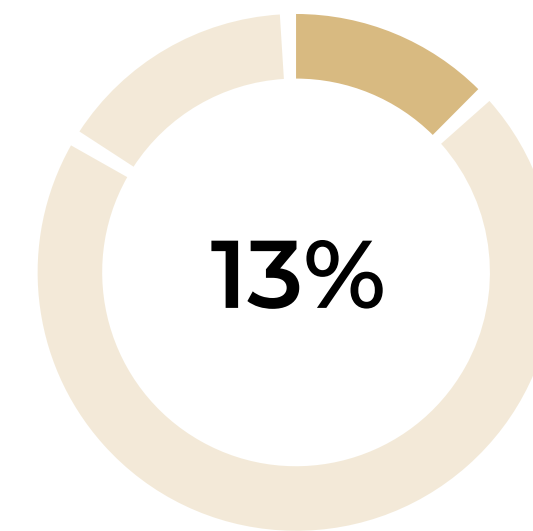
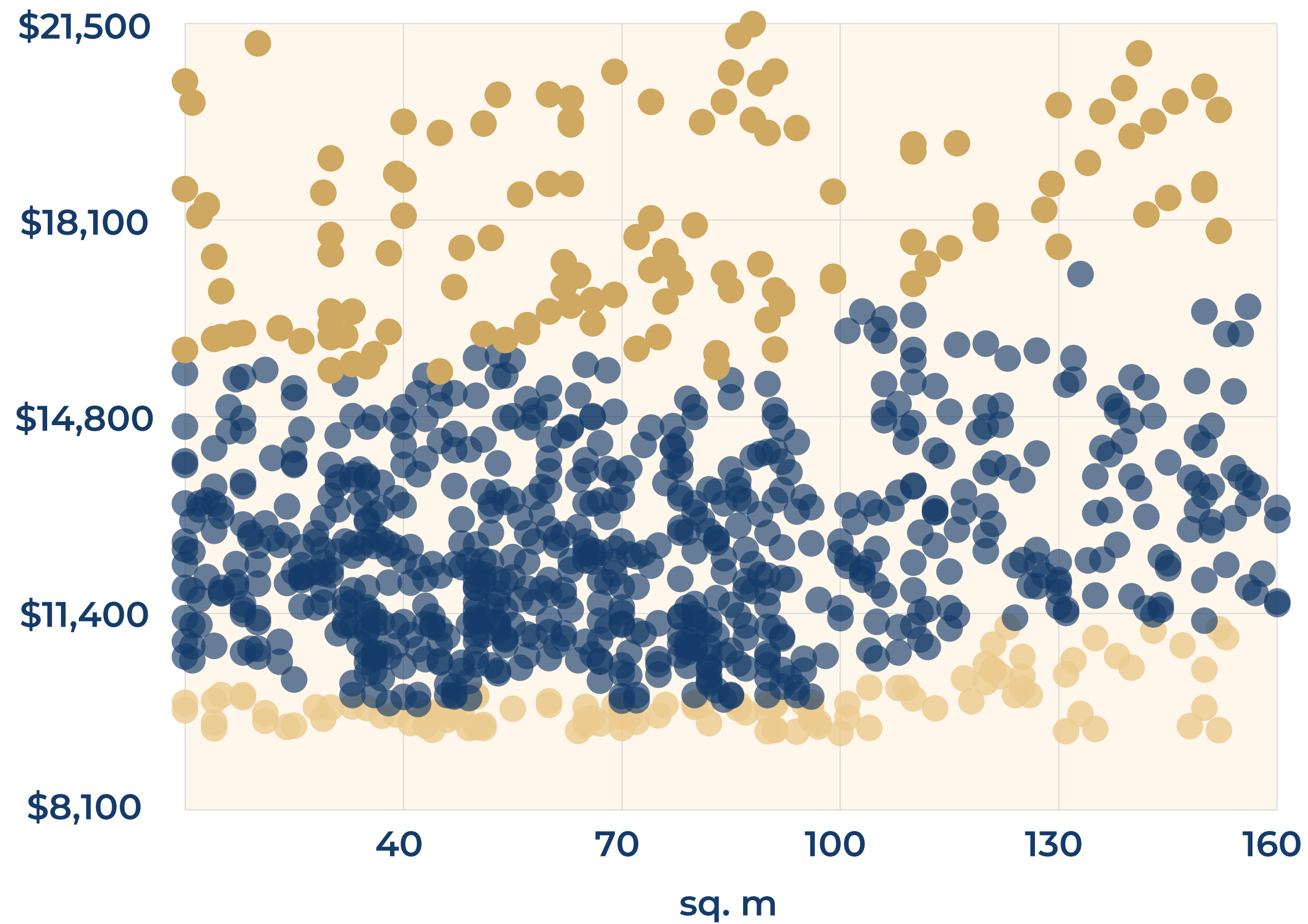


Paris 16th

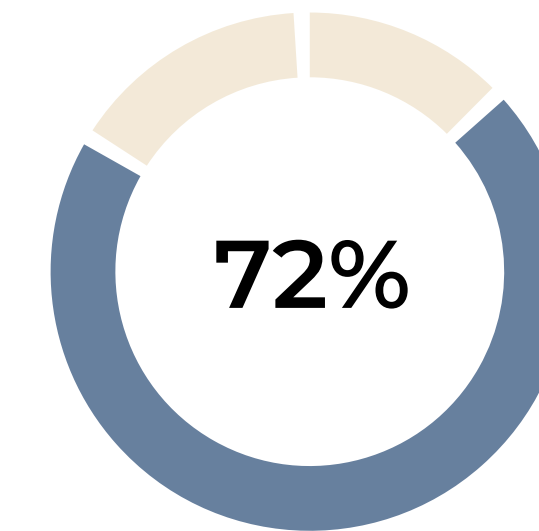


OVERVIEW FLATS FOR SALE

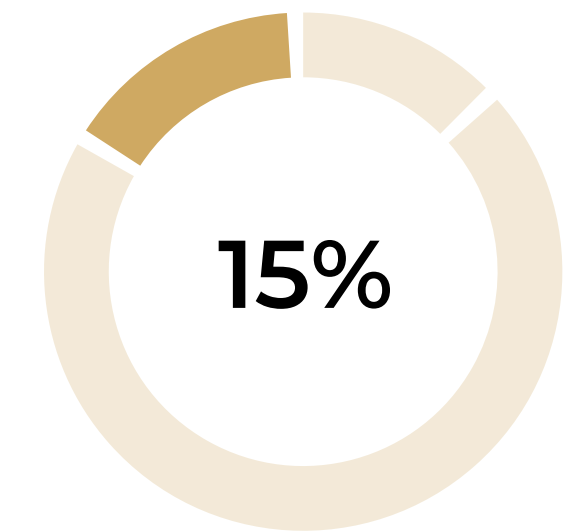
Price per sq. m



Below
market price



Market price



Above
market price

Paris 16th



DETAILED INFORMATION BY SURFACE AREA

0 - 30 sq. m

\$15,633/sq. m
high price

\$13,248/sq. m
average price

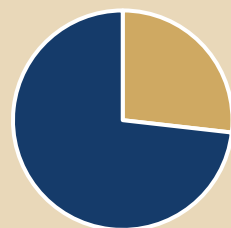
\$10,864/sq. m
low price

Average
selling time

94
days

Flats at
market price

73%



Flats off
market price

27%

30 - 50 sq. m

\$15,406/sq. m
high price

\$13,056/sq. m
average price

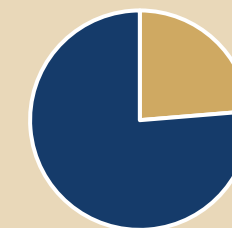
\$10,707/sq. m
low price

Average
selling time

101
days

Flats at
market price

76%



Flats off
market price

24%

50 - 70 sq. m

\$15,801/sq. m
high price

\$13,390/sq. m
average price

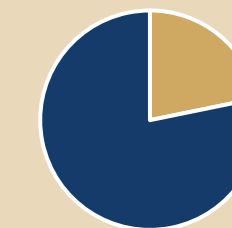
\$10,980/sq. m
low price

Average
selling time

77
days

Flats at
market price

78%



Flats off
market price

22%

70 - 100 sq. m

\$15,475/sq. m
high price

\$13,115/sq. m
average price

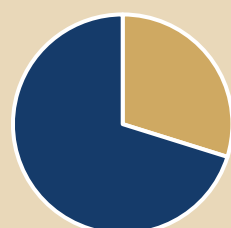
\$10,754/sq. m
low price

Average
selling time

89
days

Flats at
market price

70%



Flats off
market price

30%

100 - 120 sq. m

\$16,304/sq. m
high price

\$13,816/sq. m
average price

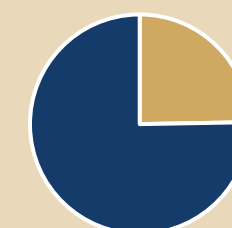
\$11,329/sq. m
low price

Average
selling time

92
days

Flats at
market price

75%



Flats off
market price

25%

> 120 sq. m

\$17,017/sq. m
high price

\$14,421/sq. m
average price

\$11,826/sq. m
low price

Average
selling time

106
days

Flats at
market price

65%



Flats off
market price

35%

Paris 16th



A SAMPLE OF SOLD FLATS FOR THE LAST 6 MONTHS

RUE VINEUSE	15 sq. m	Stu	\$230,781	\$15,385/sq. m
RUE LAURISTON	18 sq. m	Stu	\$262,025	\$14,557/sq. m
AV PIERRE 1ER SERBIE	20 sq. m	Stu	\$299,568	\$14,978/sq. m
RUE TALMA	25 sq. m	Stu	\$337,317	\$13,493/sq. m
RUE CORTAMBERT	30 sq. m	Stu	\$398,438	\$13,281/sq. m
RUE NICOLO	35 sq. m	2 r	\$504,810	\$14,423/sq. m
RUE BOIS LE VENT	42 sq. m	2 r	\$585,711	\$13,945/sq. m
RUE YVON VILLARCEAU	46 sq. m	2 r	\$676,283	\$14,702/sq. m
RUE JEAN DE LA FONTAINE	50 sq. m	2 r	\$659,618	\$13,192/sq. m
RUE LEKAIN	60 sq. m	3 r	\$753,816	\$12,563/sq. m
RUE LE MAROIS	67 sq. m	3 r	\$721,716	\$10,772/sq. m
RUE RAFFET	75 sq. m	3 r	\$1,121,800	\$14,957/sq. m
AV DE VERSAILLES	77 sq. m	4 r	\$784,742	\$10,191/sq. m
RUE SAINT DIDIER	85 sq. m	4 r	\$1,194,834	\$14,057/sq. m
RUE DE CIVRY	93 sq. m	4 r	\$1,053,600	\$11,329/sq. m
RUE SINGER	100 sq. m	5 r	\$1,213,703	\$12,138/sq. m

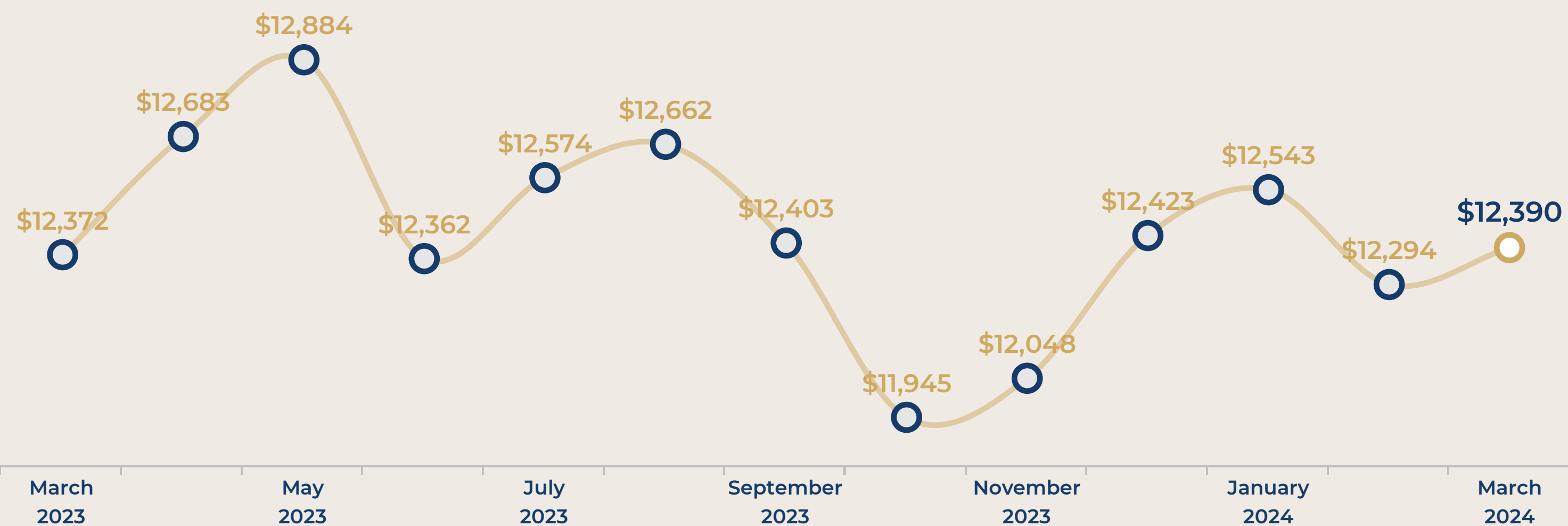
Paris 17th



EVOLUTION OF THE SELLING PRICE / sq. m

1 YEAR

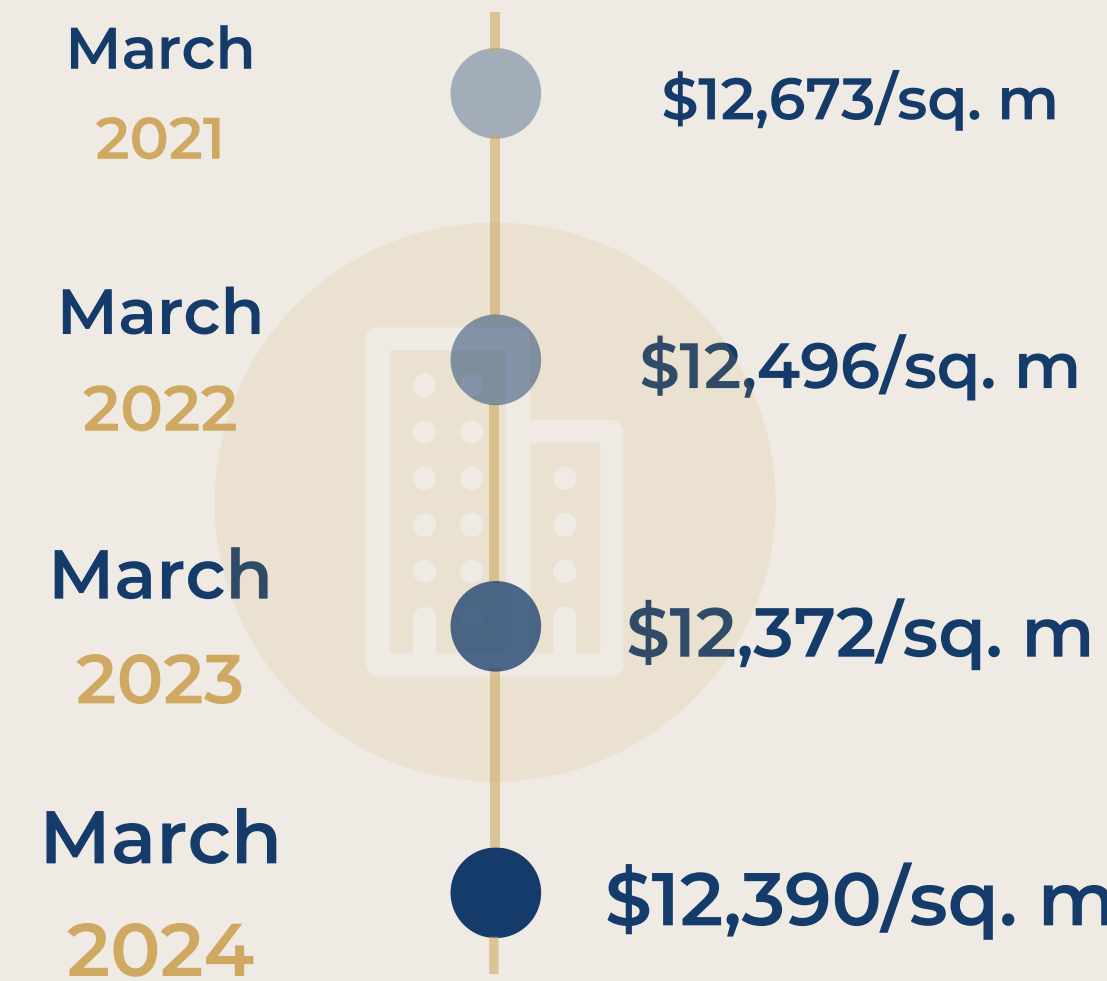
3 YEARS




1 mois
+ 0,8 %

3 mois
- 0,3 %

1 an
+ 0,1 %



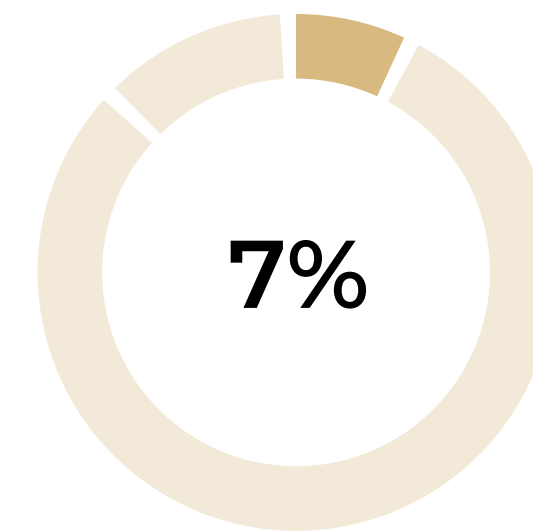
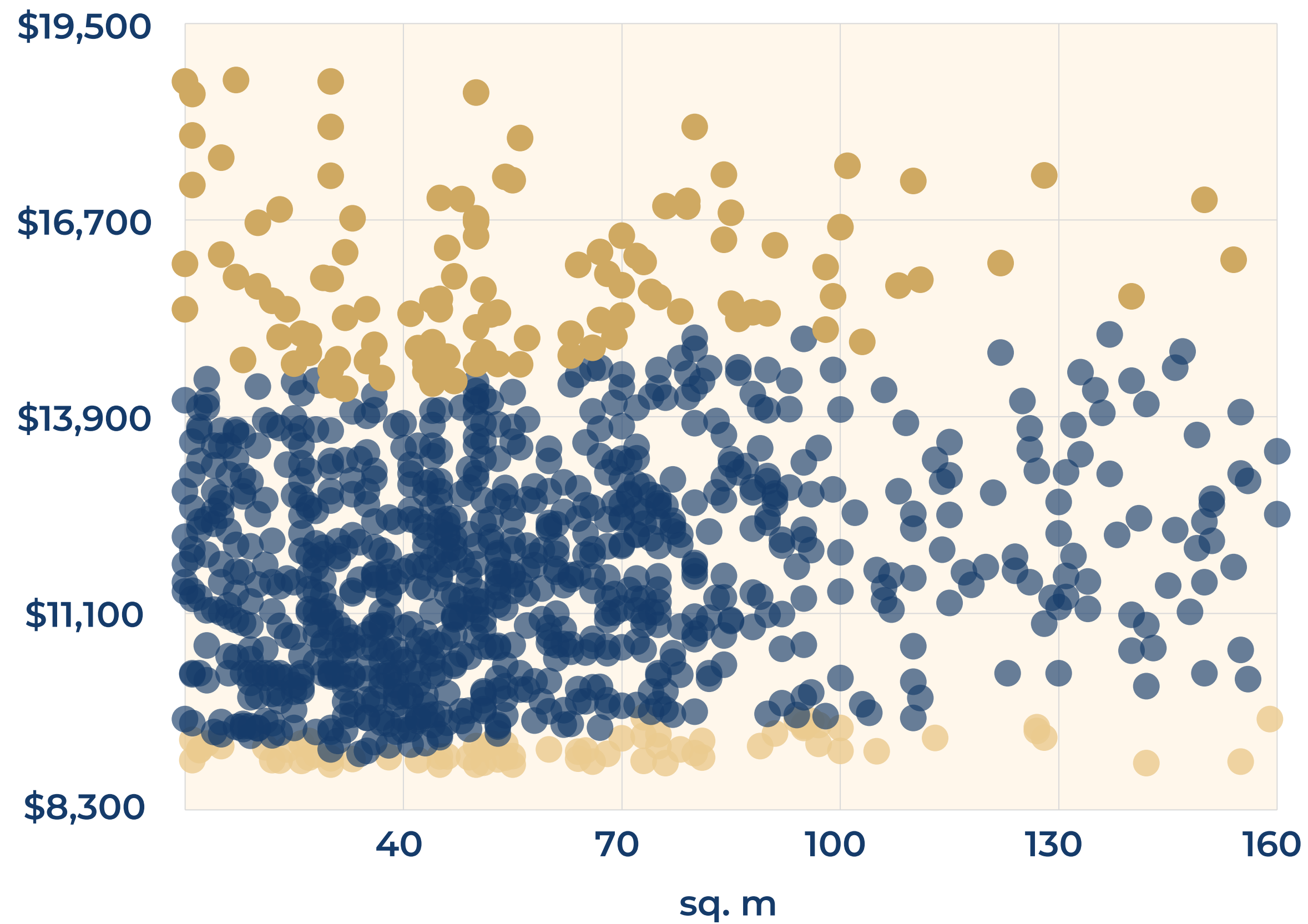


Paris 17th

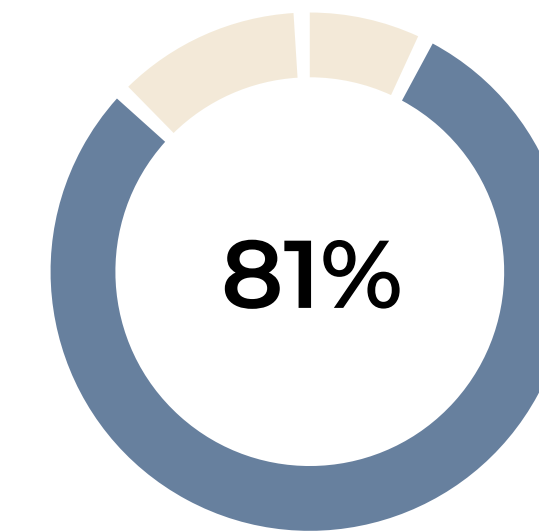


OVERVIEW FLATS FOR SALE

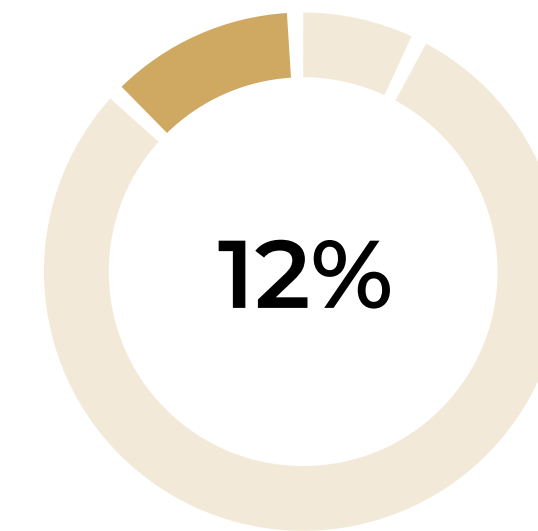
Price per sq. m



Below
market price



Market price



Above
market price

Paris 17th



DETAILED INFORMATION BY SURFACE AREA

0 - 30 sq. m

\$14,524/sq. m
high price

\$12,309/sq. m
average price

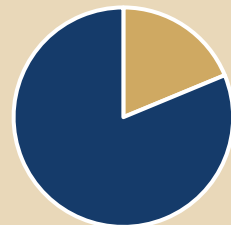
\$10,094/sq. m
low price

Average
selling time

96
days

Flats at
market price

81%



Flats off
market price

19%

30 - 50 sq. m

\$14,196/sq. m
high price

\$12,030/sq. m
average price

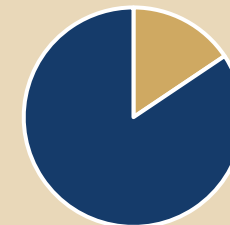
\$9,865/sq. m
low price

Average
selling time

95
days

Flats at
market price

84%



Flats off
market price

16%

50 - 70 sq. m

\$14,521/sq. m
high price

\$12,306/sq. m
average price

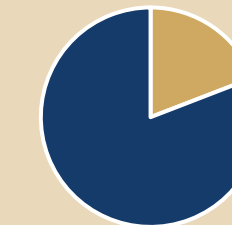
\$10,091/sq. m
low price

Average
selling time

89
days

Flats at
market price

81%



Flats off
market price

19%

70 - 100 sq. m

\$14,870/sq. m
high price

\$12,602/sq. m
average price

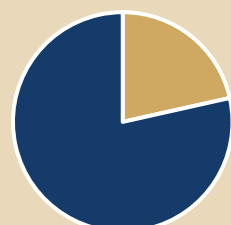
\$10,334/sq. m
low price

Average
selling time

95
days

Flats at
market price

79%



Flats off
market price

22%

100 - 120 sq. m

\$14,750/sq. m
high price

\$12,500/sq. m
average price

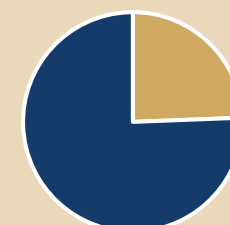
\$10,250/sq. m
low price

Average
selling time

96
days

Flats at
market price

76%



Flats off
market price

24%

> 120 sq. m

\$15,286/sq. m
high price

\$12,954/sq. m
average price

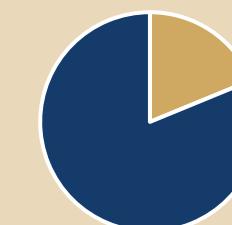
\$10,623/sq. m
low price

Average
selling time

95
days

Flats at
market price

81%



Flats off
market price

19%

Paris 17th



A SAMPLE OF SOLD FLATS FOR THE LAST 6 MONTHS

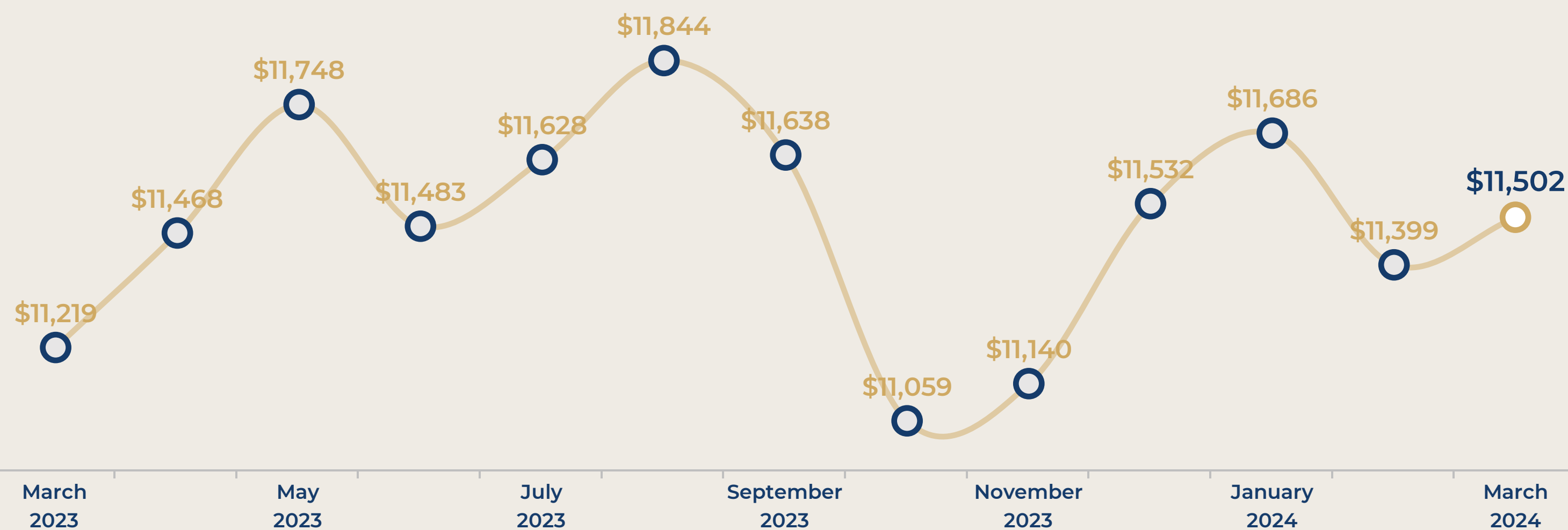
RUE SAUFFROY	15 sq. m	Stu	\$174,127	\$11,608/sq. m
RUE DU MONT-DORE	18 sq. m	Stu	\$207,829	\$11,546/sq. m
RUE TRUFFAUT	20 sq. m	Stu	\$276,625	\$13,831/sq. m
RUE TRUFFAUT	25 sq. m	Stu	\$255,485	\$10,219/sq. m
RUE LEMERCIER	29 sq. m	Stu	\$387,797	\$13,373/sq. m
RUE SAUSSURE	35 sq. m	2 r	\$443,050	\$12,659/sq. m
RUE LA CONDAMINE	38 sq. m	2 r	\$607,898	\$15,997/sq. m
AV DES TERNES	44 sq. m	2 r	\$632,474	\$14,374/sq. m
BD GOUVION ST-CYR	54 sq. m	2 r	\$630,705	\$11,680/sq. m
RUE LAUGIER	60 sq. m	3 r	\$638,625	\$10,644/sq. m
BD PEREIRE	65 sq. m	3 r	\$867,245	\$13,342/sq. m
RUE DULONG	70 sq. m	3 r	\$840,456	\$12,006/sq. m
BD PEREIRE	76 sq. m	4 r	\$904,732	\$11,905/sq. m
RUE DES MOINES	85 sq. m	4 r	\$1,127,352	\$13,263/sq. m
RUE BARON	91 sq. m	4 r	\$1,014,875	\$11,153/sq. m
RUE VERNIER	106 sq. m	5 r	\$1,502,870	\$14,178/sq. m

Paris 18th



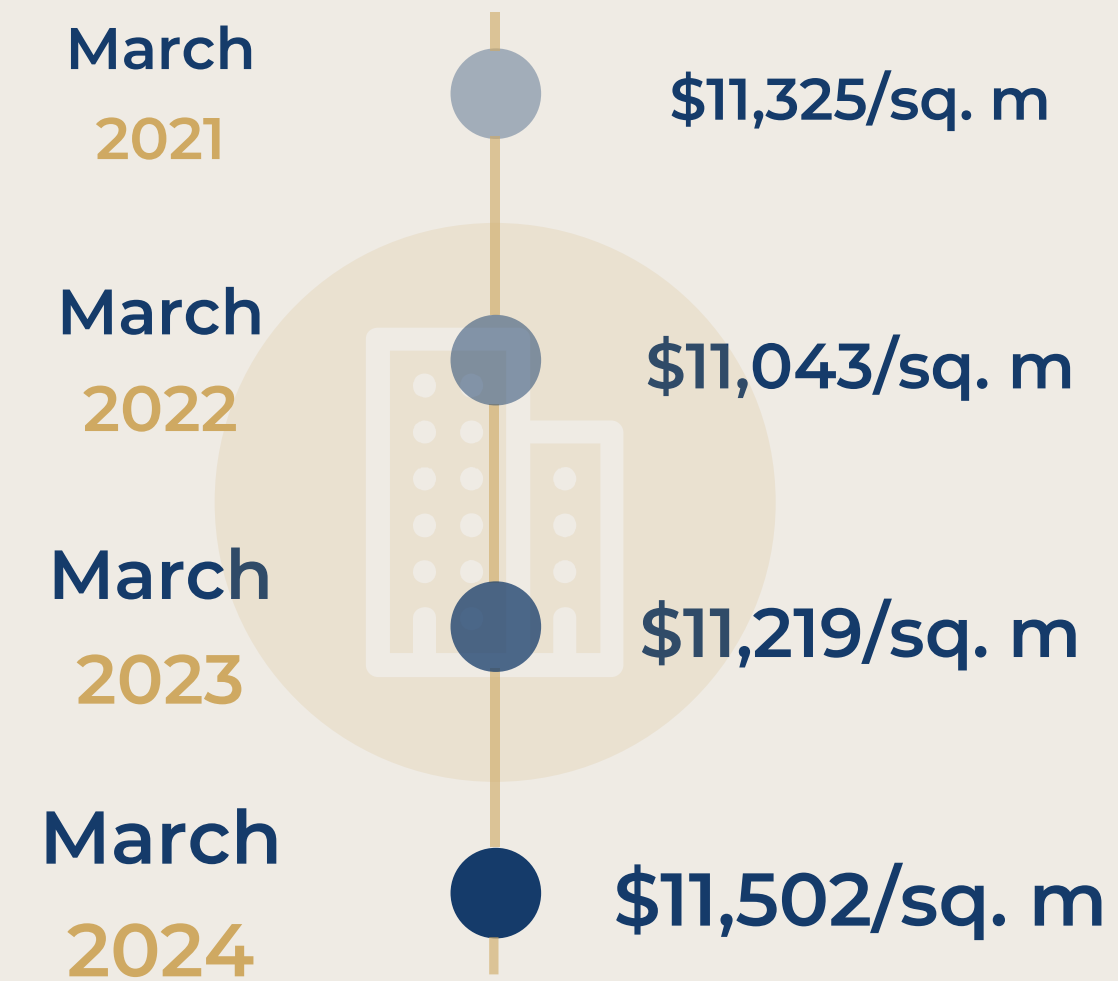
EVOLUTION OF THE SELLING PRICE / sq. m


1 YEAR



1 mois
+ 0,9 %
3 mois
- 0,3 %
1 an
+ 2,5 %

3 YEARS



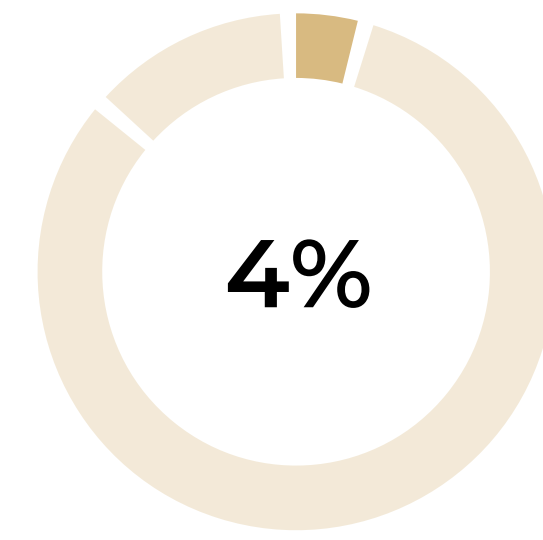
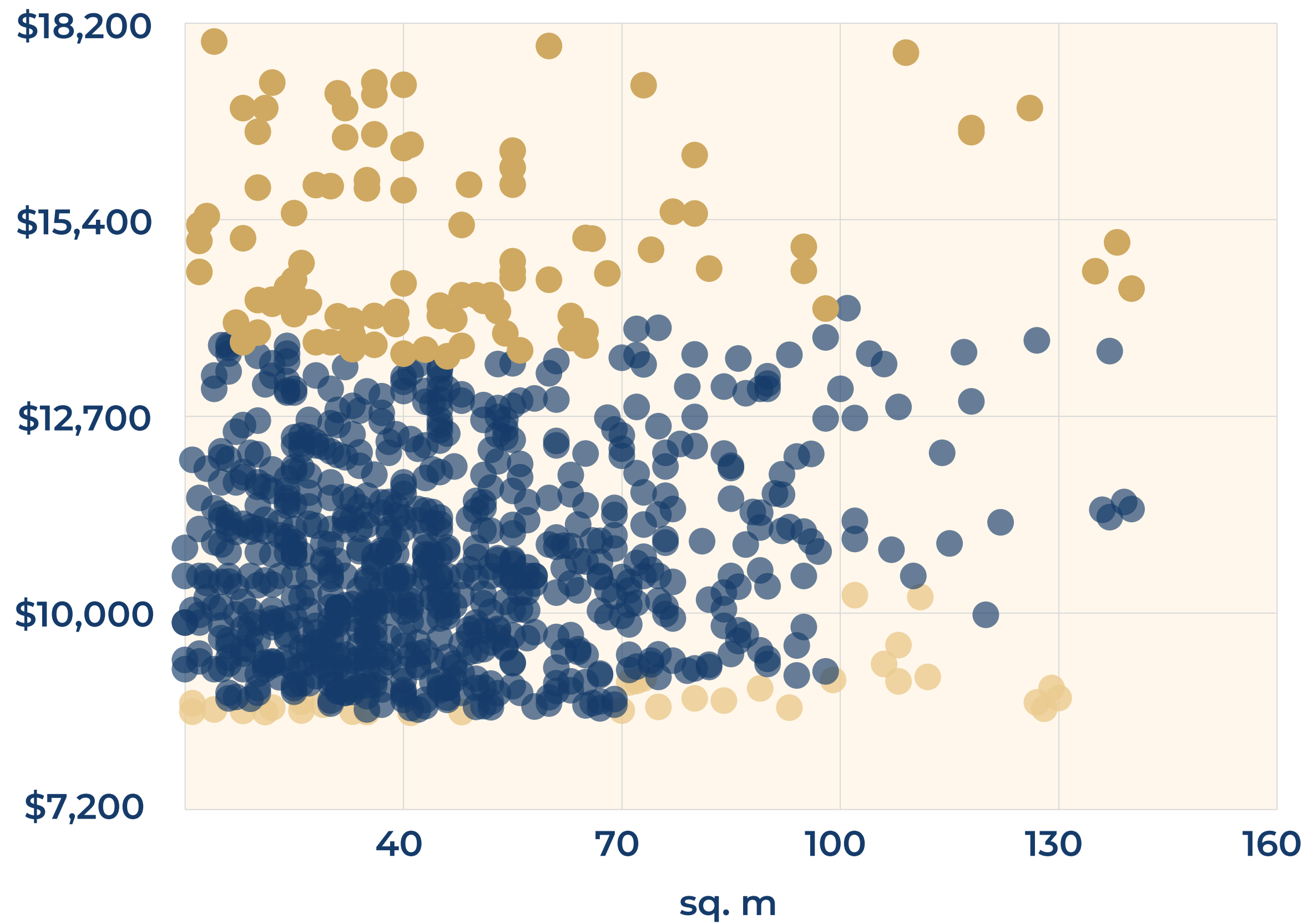


Paris 18th

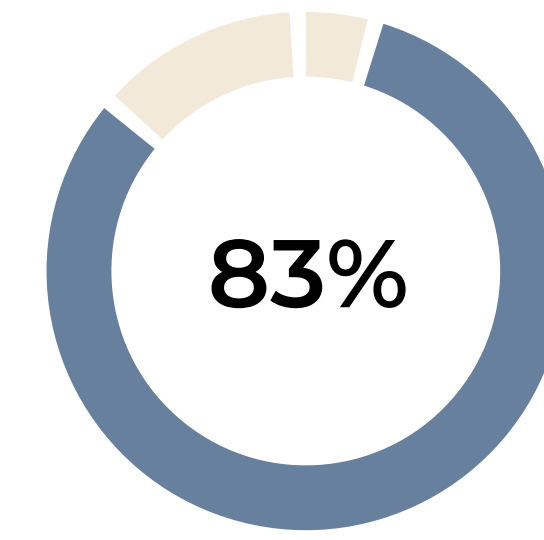


OVERVIEW FLATS FOR SALE

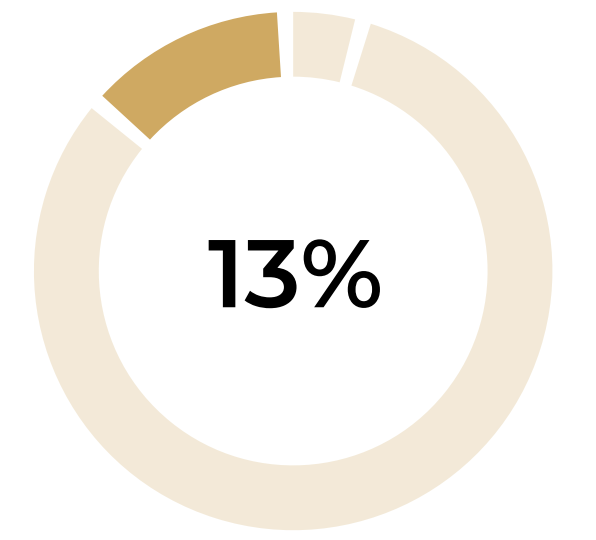
Price per sq. m



Below
market price



Market price



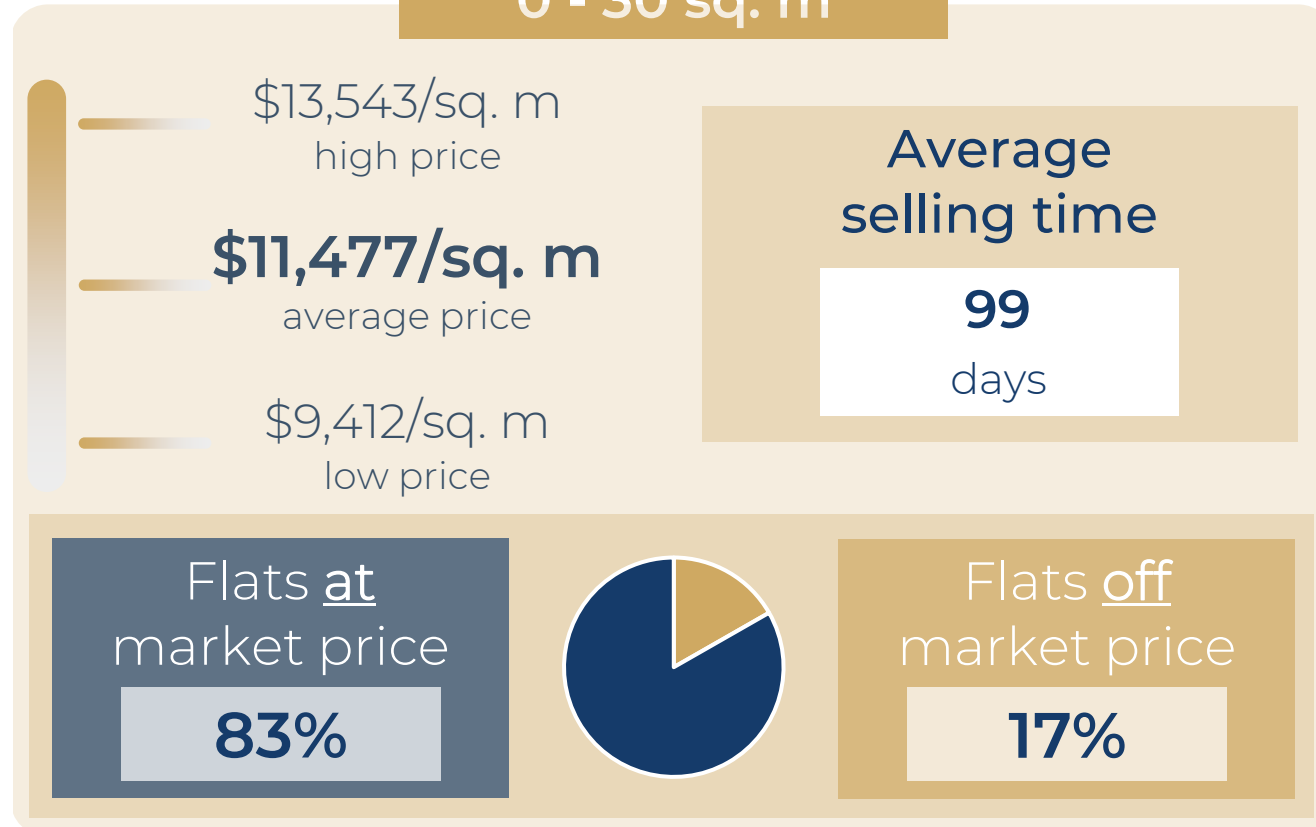
Above
market price

Paris 18th

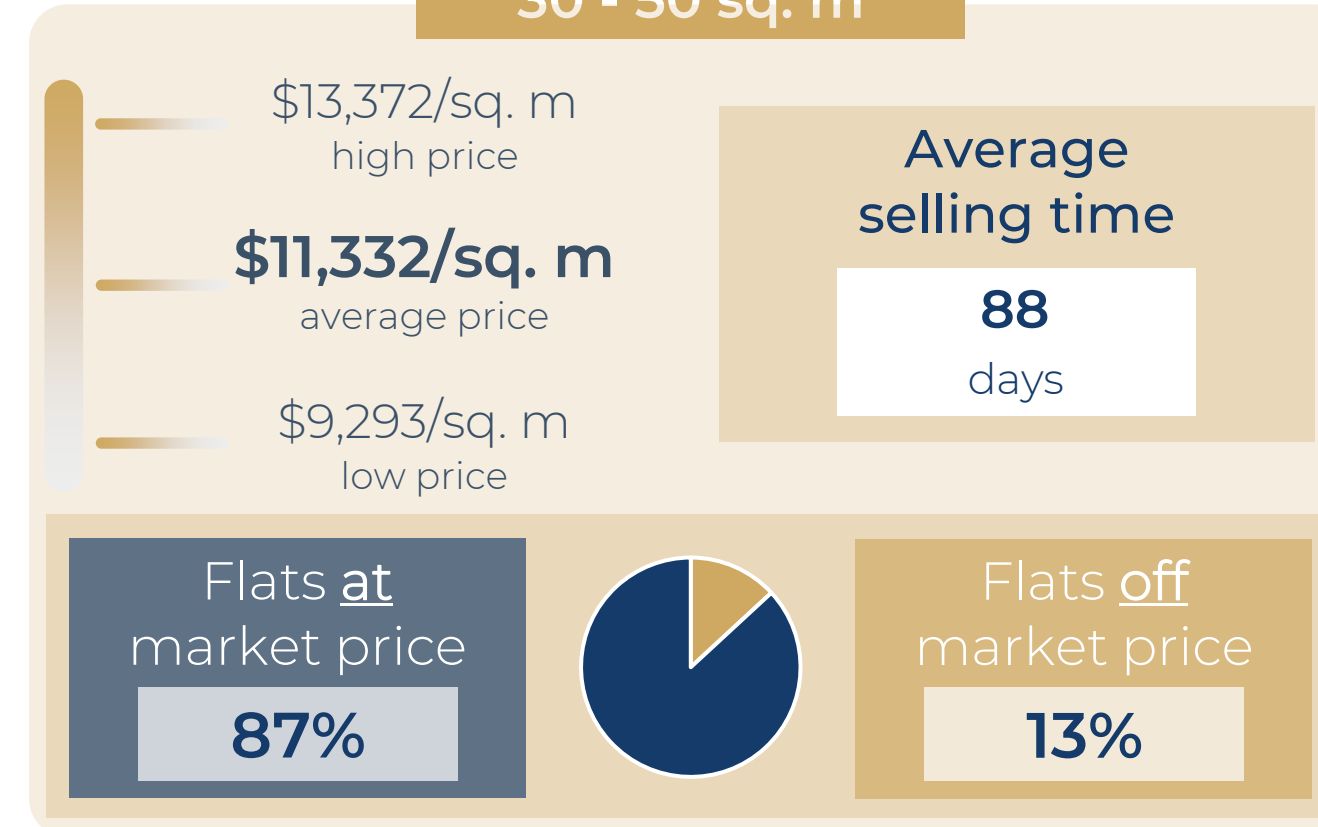


DETAILED INFORMATION BY SURFACE AREA

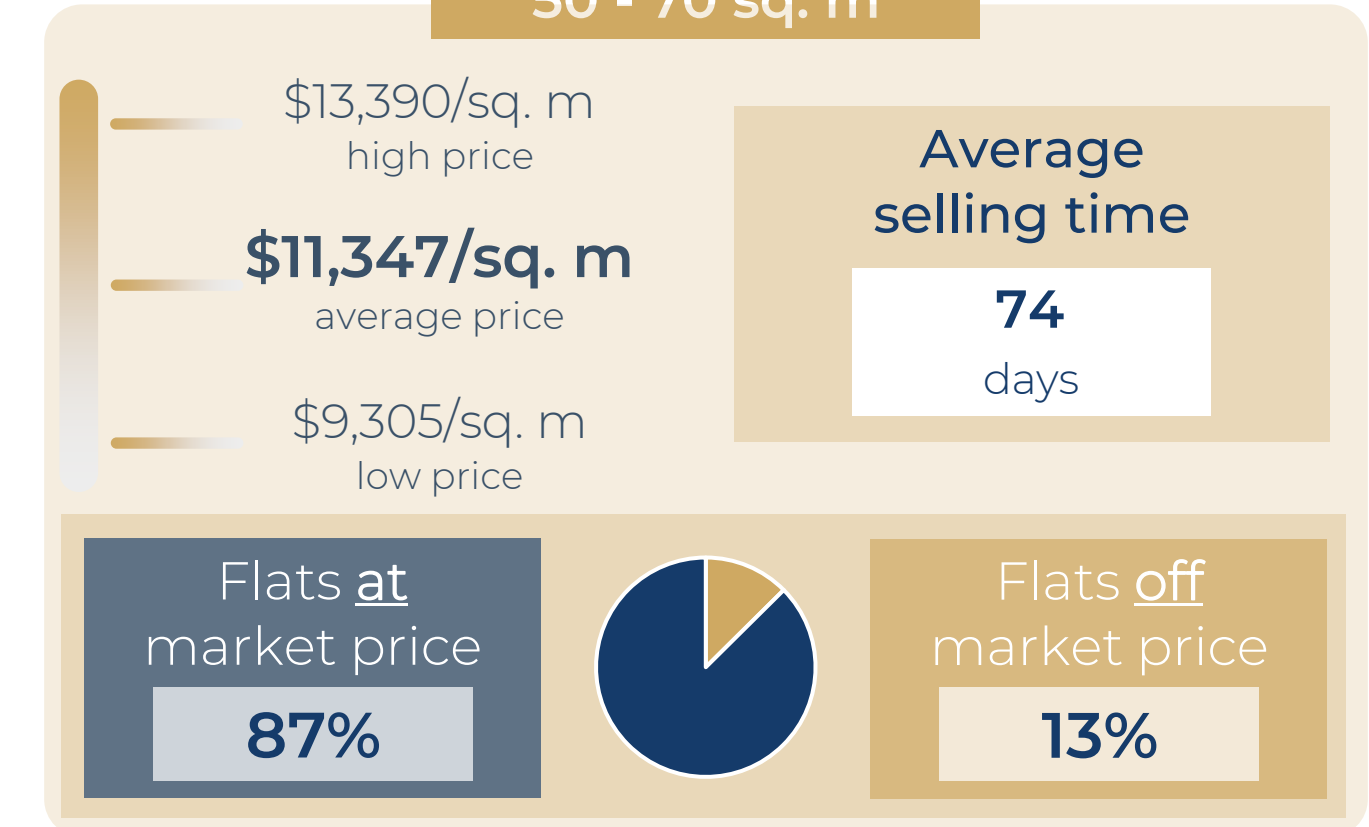
0 - 30 sq. m



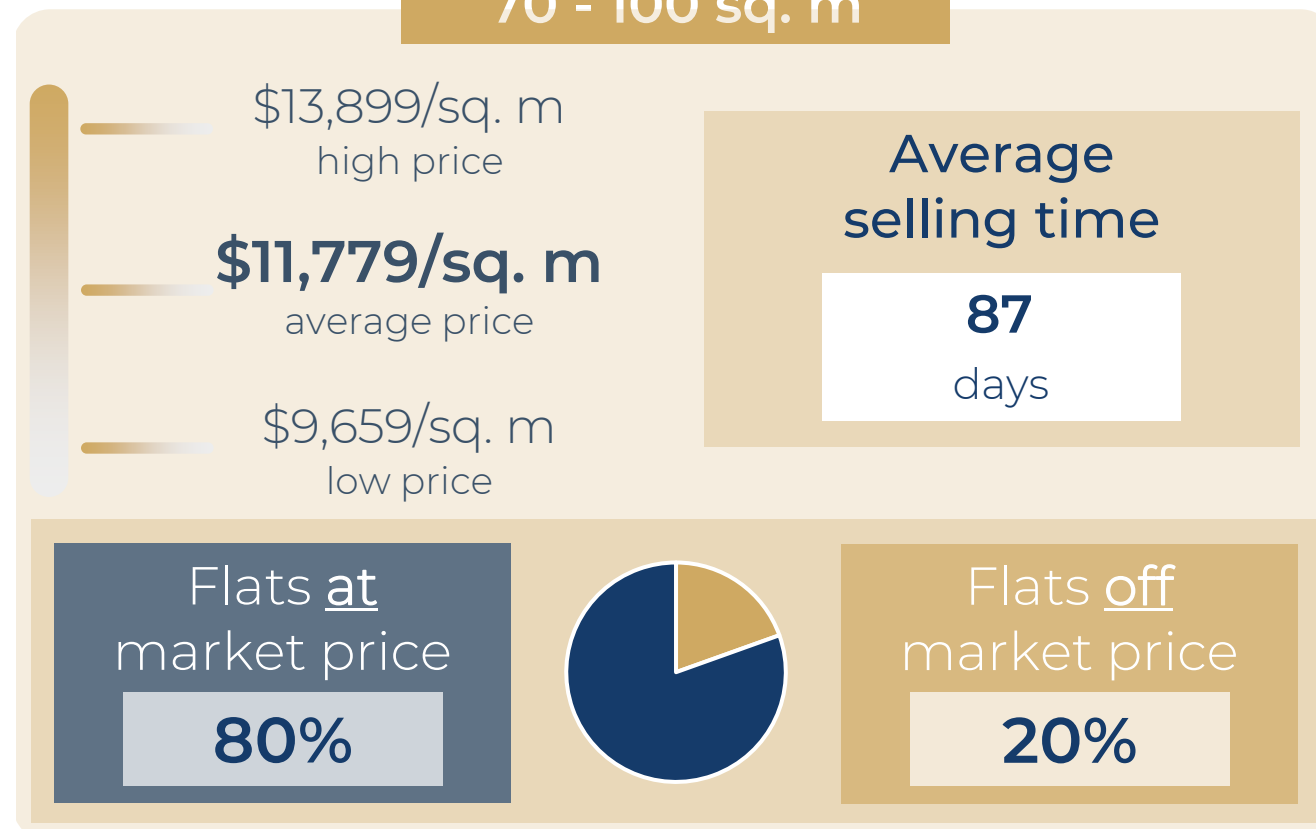
30 - 50 sq. m



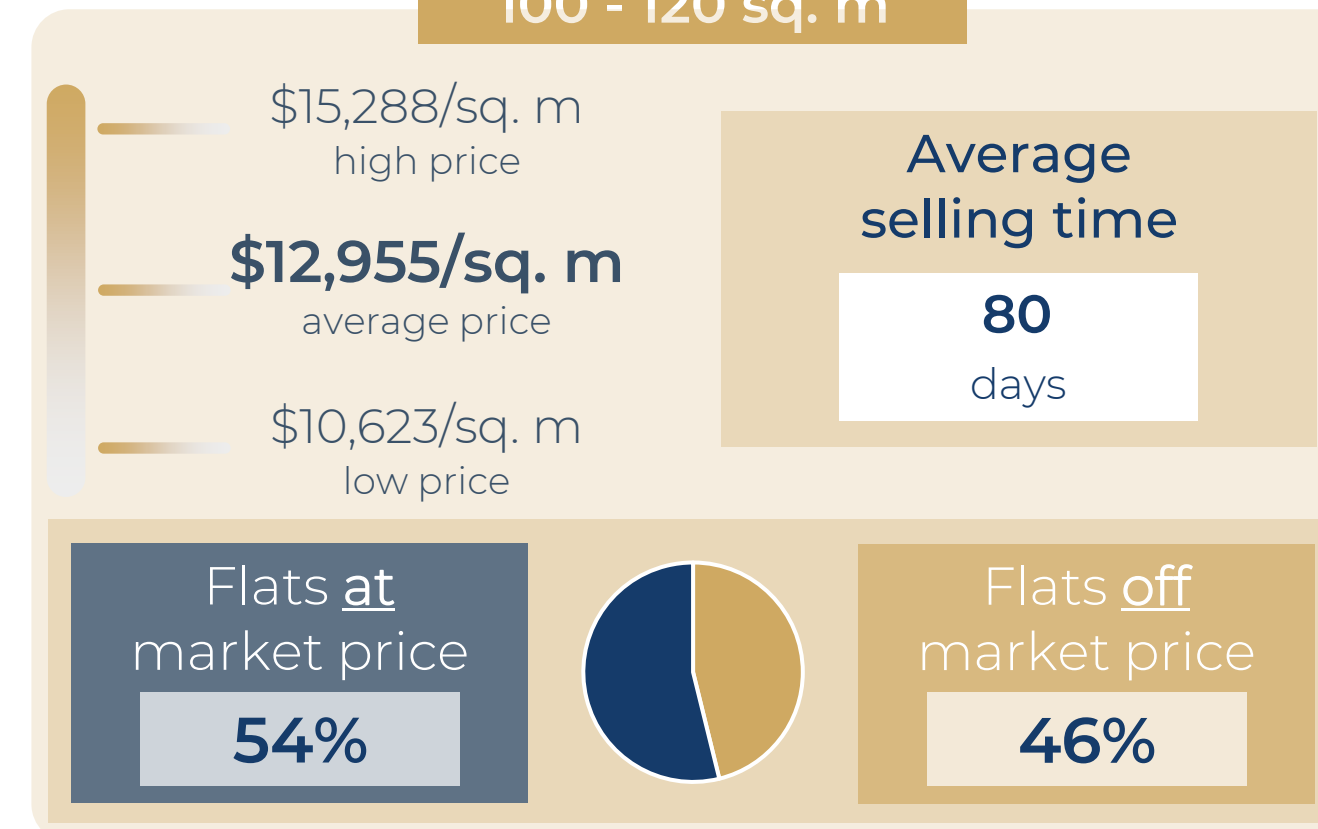
50 - 70 sq. m



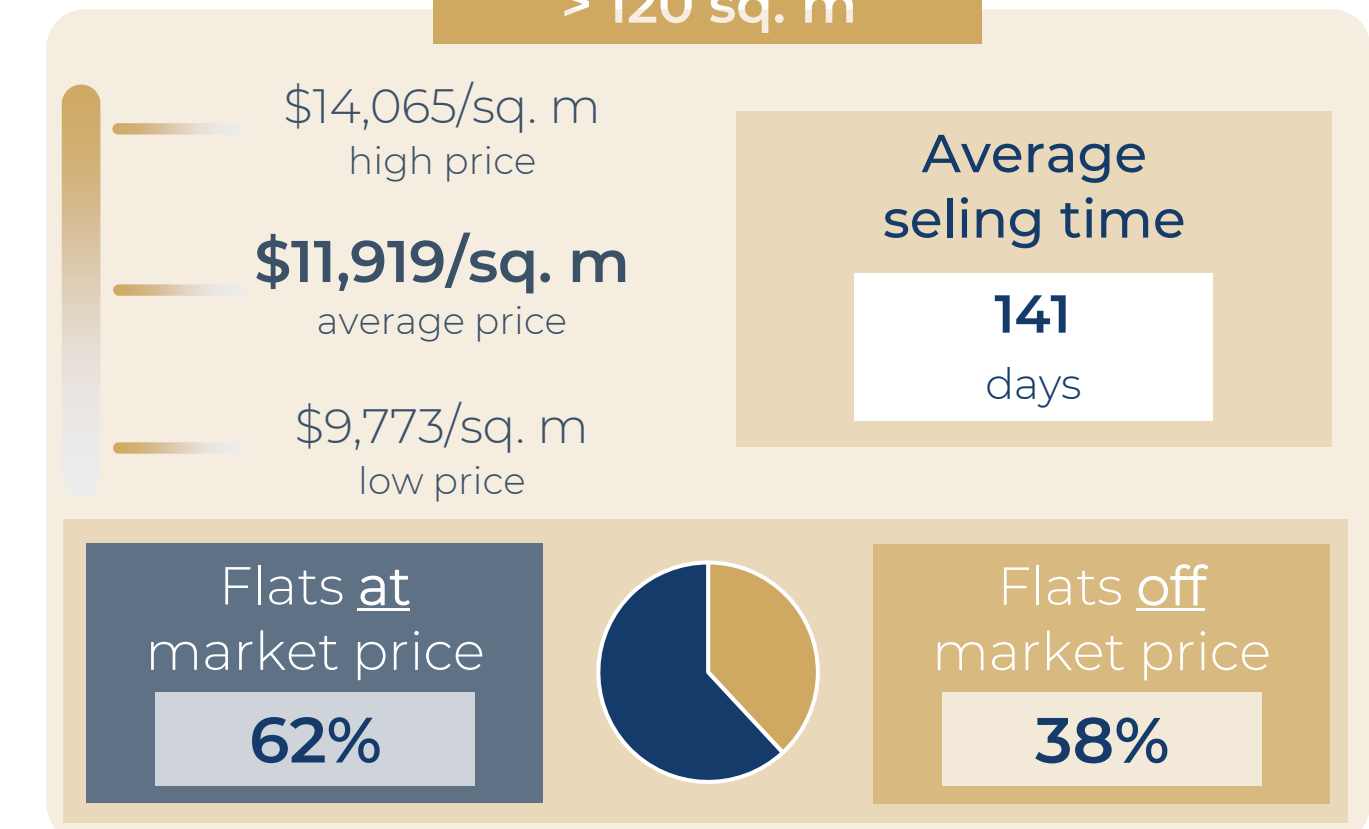
70 - 100 sq. m



100 - 120 sq. m



> 120 sq. m



Paris 18th



A SAMPLE OF SOLD FLATS FOR THE LAST 6 MONTHS

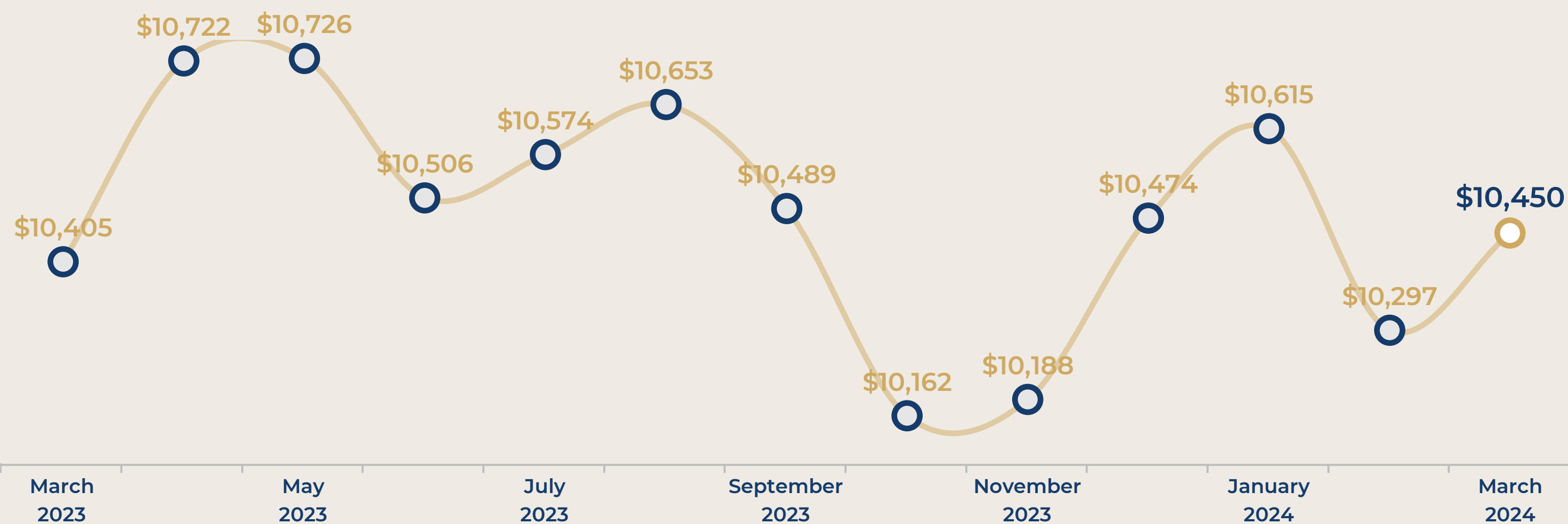
RUE CHAMPIONNET	15 sq. m	Stu	\$163,308	\$10,887/sq. m
IMP DE LA DEFENSE	17 sq. m	Stu	\$218,846	\$12,873/sq. m
RUE SIMART	21 sq. m	Stu	\$210,720	\$10,034/sq. m
RUE DES ABBESSES	29 sq. m	Stu	\$357,442	\$12,326/sq. m
RUE CHAMPIONNET	32 sq. m	Stu	\$335,974	\$10,499/sq. m
RUE CHAMPIONNET	35 sq. m	2 r	\$356,354	\$10,181/sq. m
RUE SIMART	39 sq. m	2 r	\$468,238	\$12,006/sq. m
RUE LEPIC	46 sq. m	2 r	\$558,330	\$12,137/sq. m
RUE LAMARCK	54 sq. m	2 r	\$717,643	\$13,290/sq. m
RUE DAMREMONT	60 sq. m	3 r	\$806,574	\$13,443/sq. m
RUE MONTCALM	68 sq. m	3 r	\$890,922	\$13,102/sq. m
RUE VAUVENARGUES	71 sq. m	3 r	\$846,528	\$11,923/sq. m
RUE DU POTEAU	79 sq. m	4 r	\$789,042	\$9,988/sq. m
BD DE CLICHY	85 sq. m	4 r	\$880,968	\$10,364/sq. m
RUE CAVALLOTTI	90 sq. m	4 r	\$1,110,754	\$12,342/sq. m
AV DE SAINT OUEN	106 sq. m	5 r	\$1,190,568	\$11,231/sq. m

Paris 19th



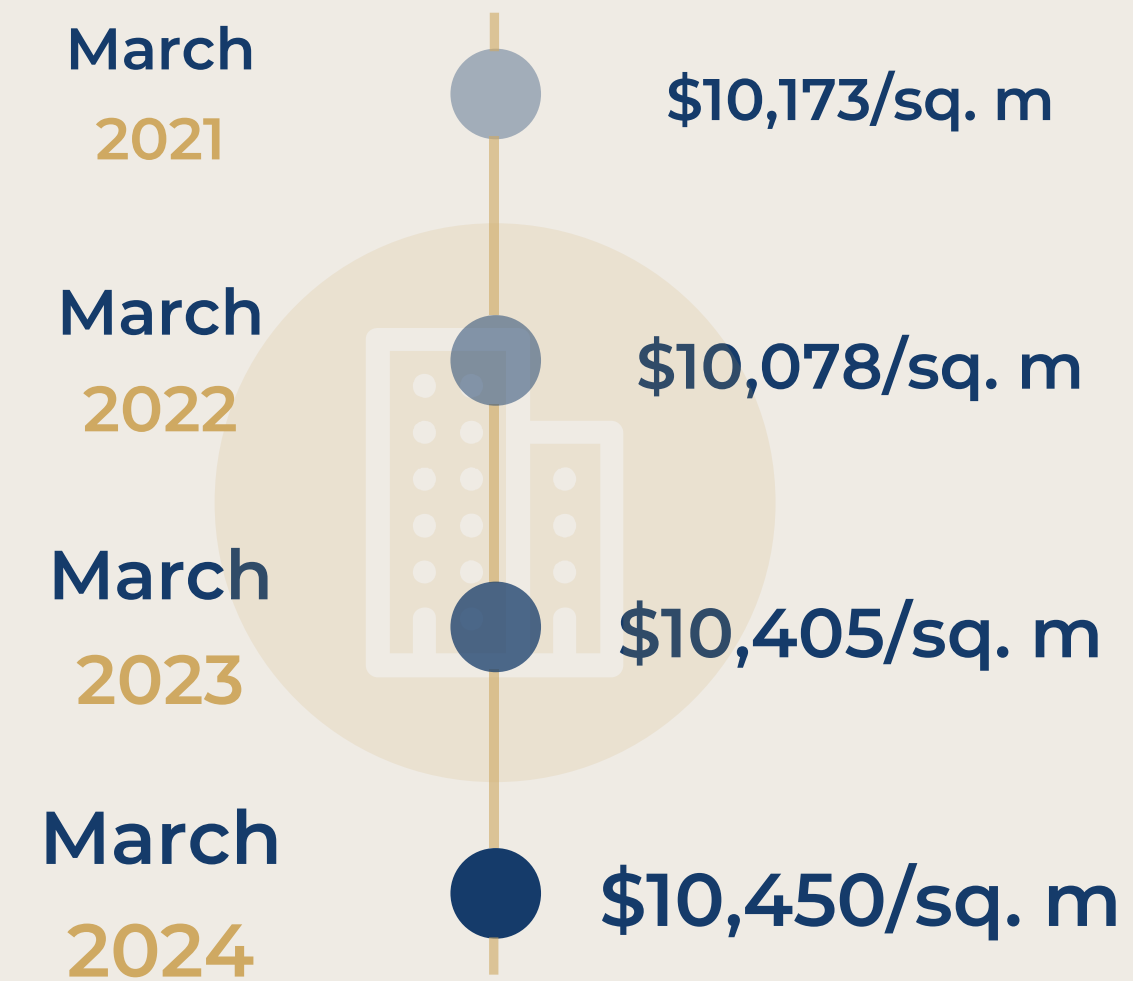
EVOLUTION OF THE SELLING PRICE / sq. m


1 YEAR



1 mois
+ 1,5 %
3 mois
- 0,2 %
1 an
+ 0,4 %

3 YEARS





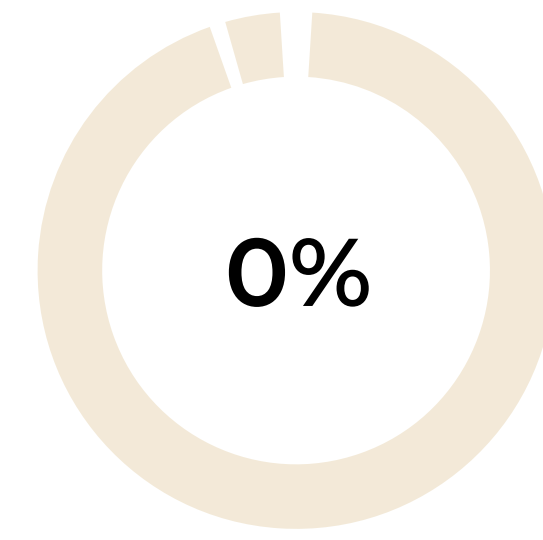
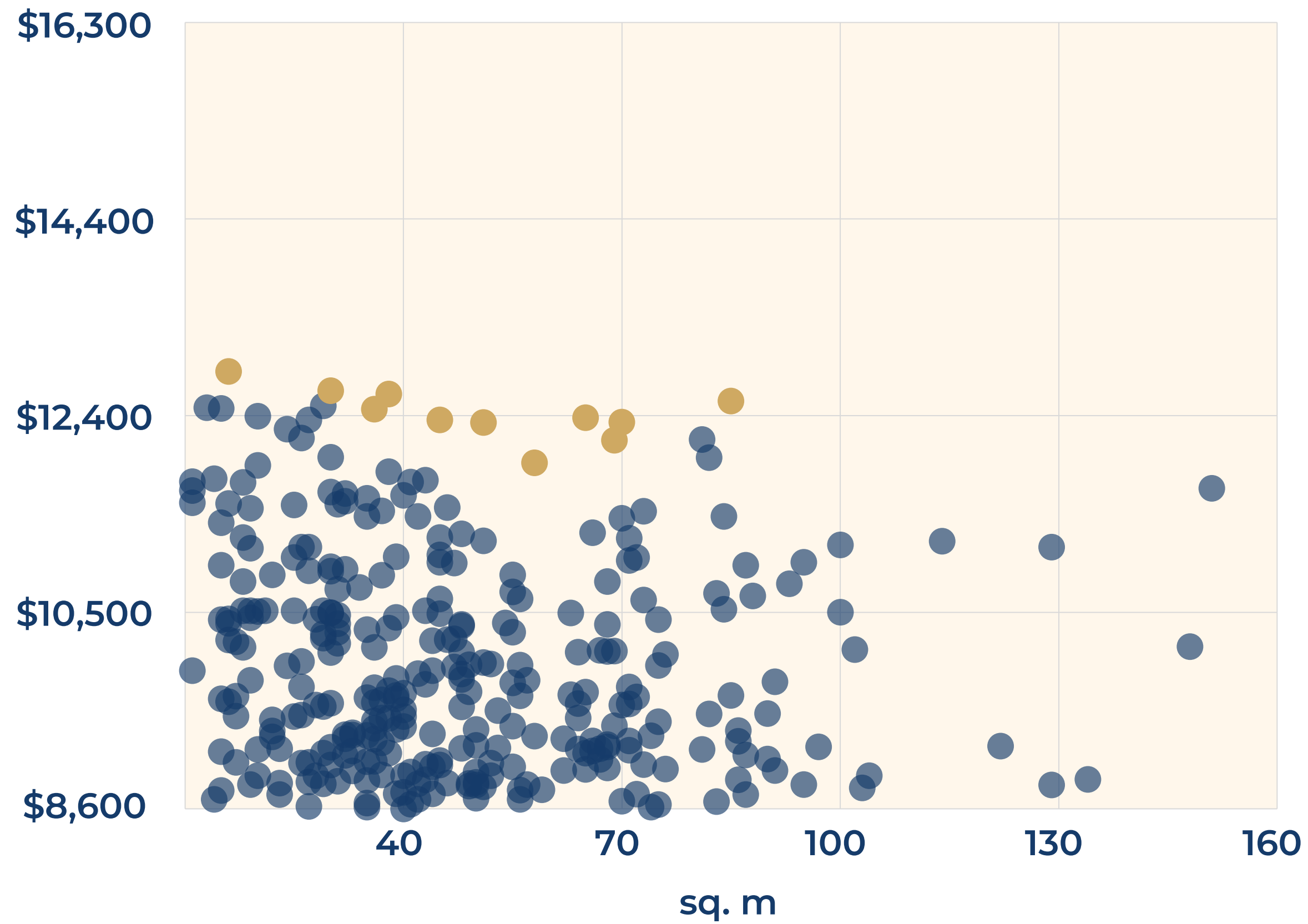
Paris 19th



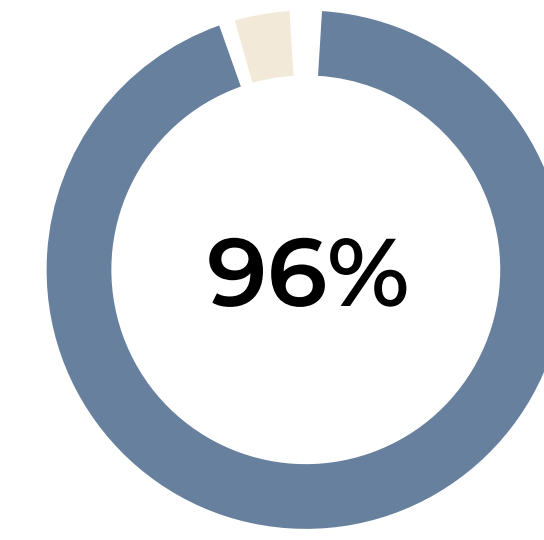
OVERVIEW

FLATS FOR SALE

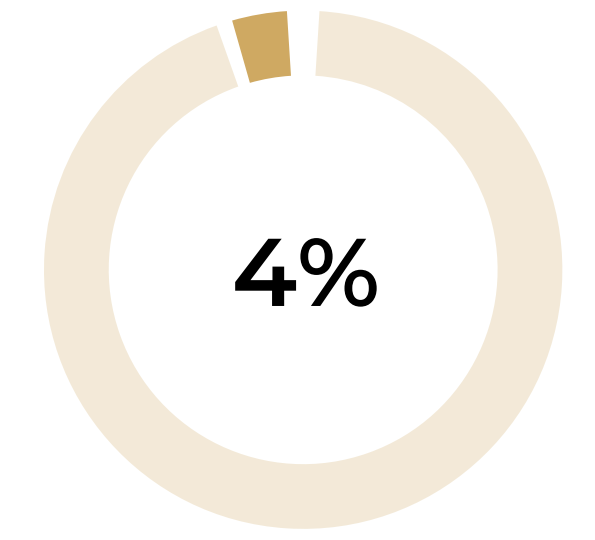
Price per sq. m



Below market price



Market price



Above market price

Paris 19th



DETAILED INFORMATION BY SURFACE AREA

0 - 30 sq. m

\$12,644/sq. m
high price

\$10,715/sq. m
average price

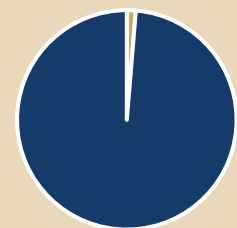
\$8,786/sq. m
low price

Average
selling time

105
days

Flats at
market price

99%



Flats off
market price

1%

30 - 50 sq. m

\$12,310/sq. m
high price

\$10,432/sq. m
average price

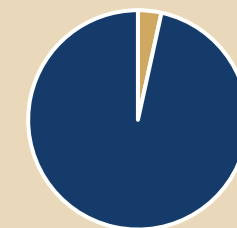
\$8,554/sq. m
low price

Average
selling time

90
days

Flats at
market price

97%



Flats off
market price

3%

50 - 70 sq. m

\$12,034/sq. m
high price

\$10,198/sq. m
average price

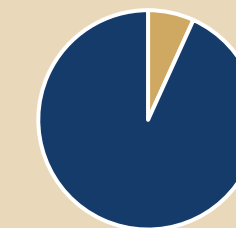
\$8,362/sq. m
low price

Average
selling time

97
days

Flats at
market price

93%



Flats off
market price

7%

70 - 100 sq. m

\$12,253/sq. m
high price

\$10,383/sq. m
average price

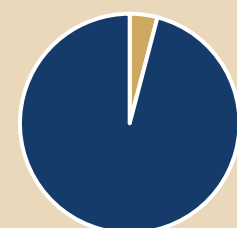
\$8,514/sq. m
low price

Average
selling time

115
days

Flats at
market price

96%



Flats off
market price

4%

100 - 120 sq. m

\$12,397/sq. m
high price

\$10,506/sq. m
average price

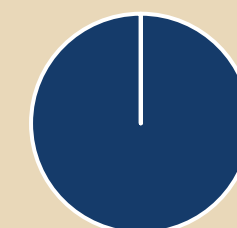
\$8,615/sq. m
low price

Average
selling time

55
days

Flats at
market price

100%



Flats off
market price

0%

> 120 sq. m

\$12,265/sq. m
high price

\$10,394/sq. m
average price

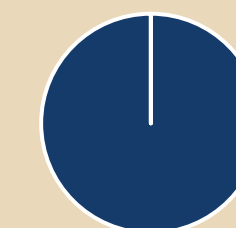
\$8,524/sq. m
low price

Average
selling time

109
days

Flats at
market price

100%



Flats off
market price

0%

Paris 19th



A SAMPLE OF SOLD FLATS FOR THE LAST 6 MONTHS

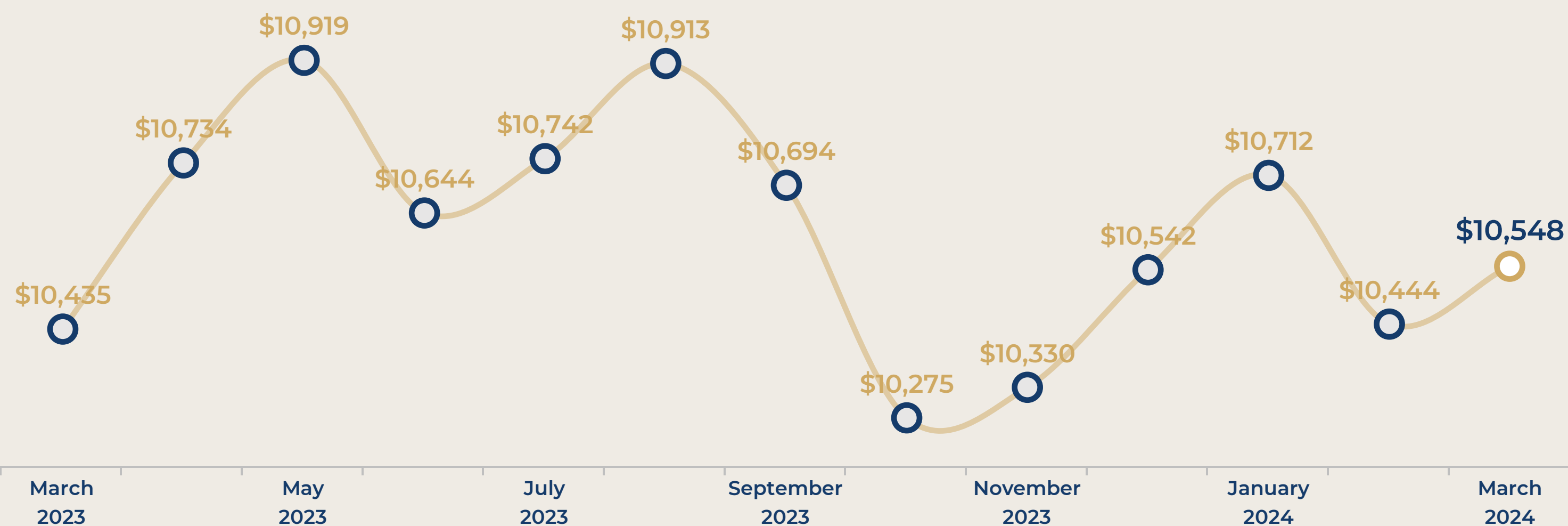
RUE DES ANNELETS	15 sq. m	Stu	\$171,744	\$11,450/sq. m
RUE D AUBERVILLIERS	18 sq. m	Stu	\$184,380	\$10,243/sq. m
PAS DESGRAIS	21 sq. m	Stu	\$209,469	\$9,975/sq. m
AV SIMON BOLIVAR	25 sq. m	Stu	\$275,233	\$11,009/sq. m
AV SIMON BOLIVAR	30 sq. m	Stu	\$316,080	\$10,536/sq. m
AV JEAN JAURES	35 sq. m	2 r	\$403,458	\$11,528/sq. m
RUE DE L ENCHEVAL	40 sq. m	2 r	\$415,202	\$10,380/sq. m
AV SECRETAN	45 sq. m	2 r	\$577,727	\$12,838/sq. m
RUE DE PALESTINE	50 sq. m	2 r	\$525,716	\$10,514/sq. m
RUE COMPANS	60 sq. m	3 r	\$768,096	\$12,802/sq. m
VLA TOCCATA	64 sq. m	3 r	\$694,890	\$10,857/sq. m
RUE JOSEPH KOSMA	70 sq. m	3 r	\$721,132	\$10,302/sq. m
AV SIMON BOLIVAR	81 sq. m	4 r	\$876,252	\$10,818/sq. m
AV JEAN JAURES	90 sq. m	4 r	\$943,290	\$10,481/sq. m
ALL ANNE DE BEAUJEU	95 sq. m	4 r	\$917,740	\$9,660/sq. m
QUAI DE LA SEINE	105 sq. m	5 r	\$1,127,070	\$10,734/sq. m

Paris 20th



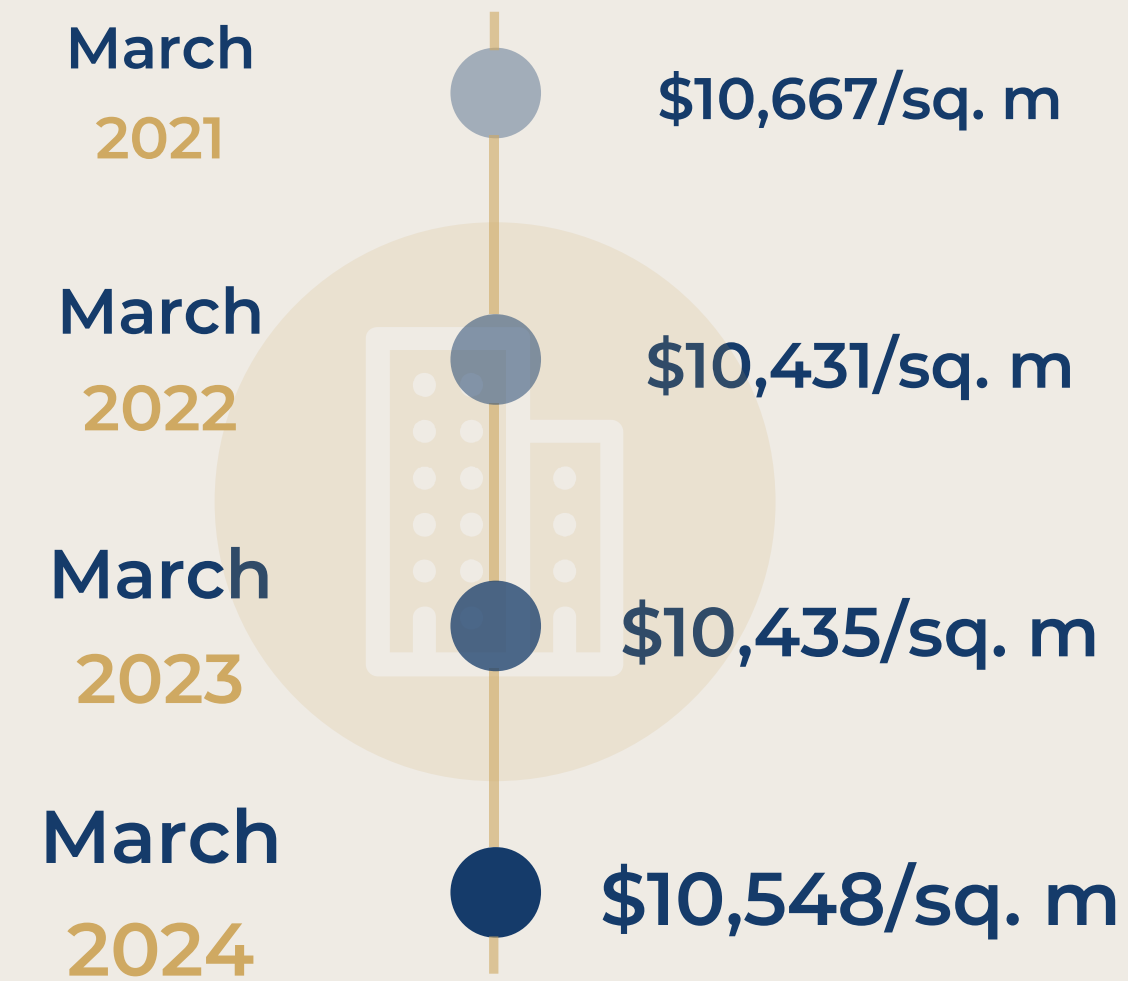
EVOLUTION OF THE SELLING PRICE / sq. m


1 YEAR



1 mois
+ 1,0 %
3 mois
+ 0,1 %
1 an
+ 1,1 %

3 YEARS



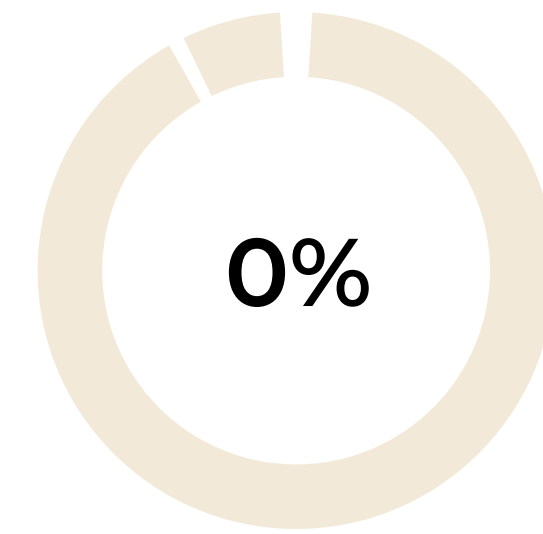
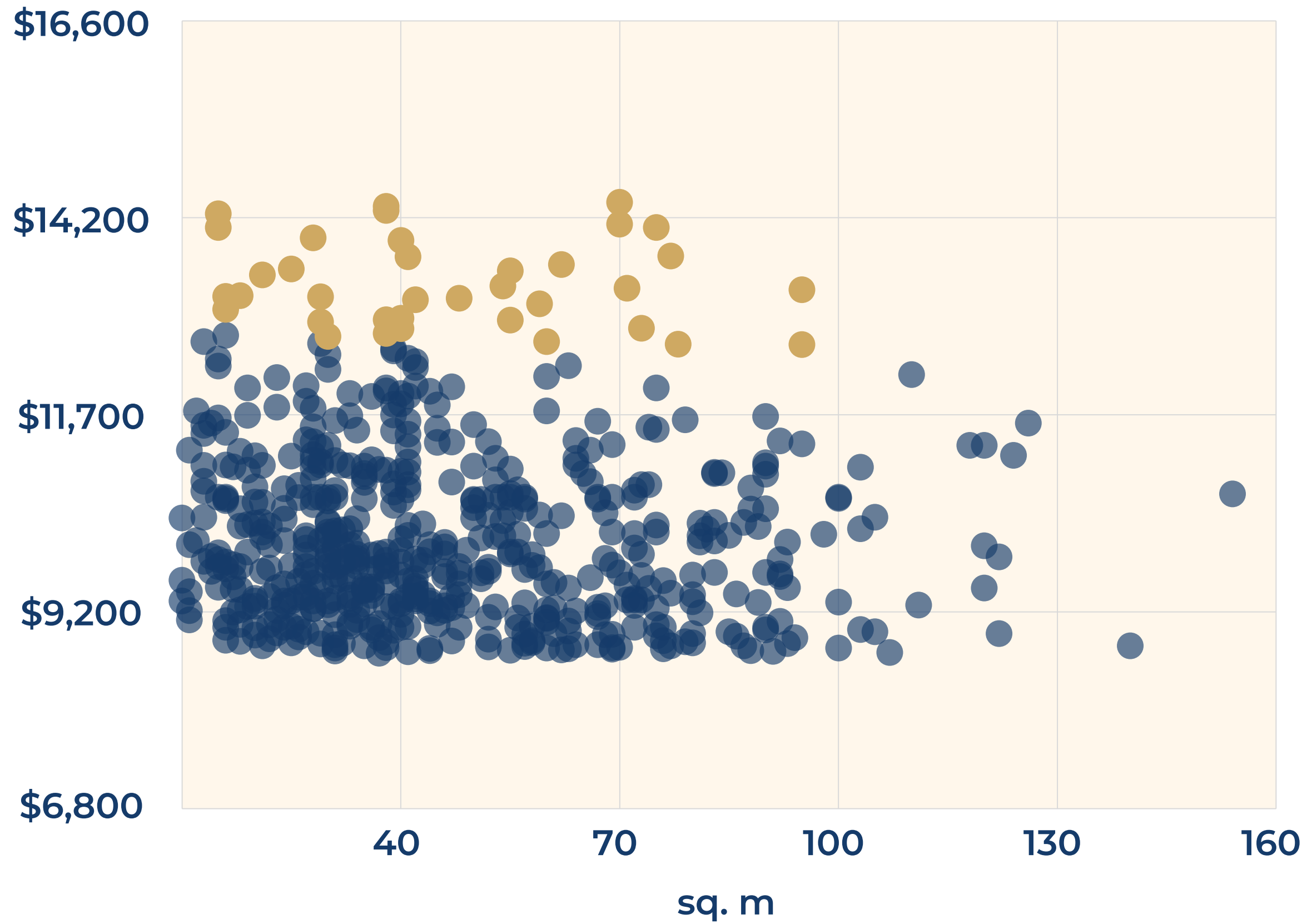


Paris 20th

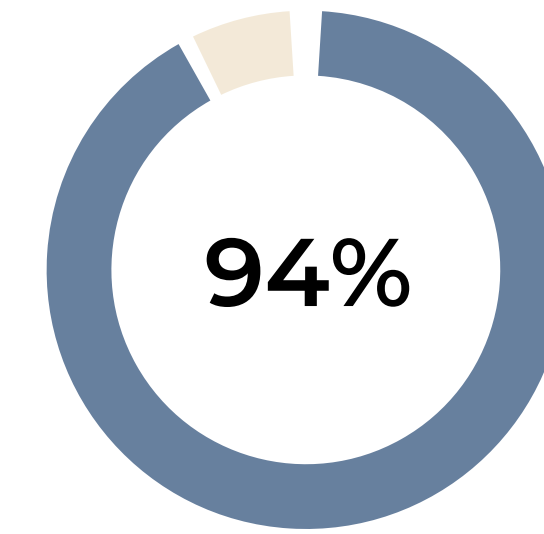


OVERVIEW FLATS FOR SALE

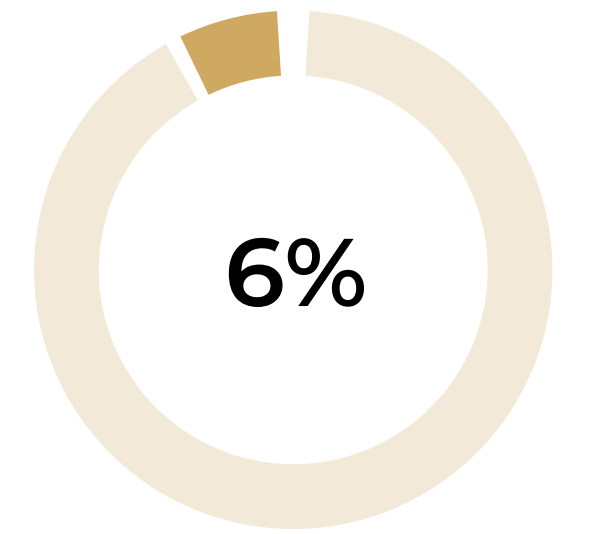
Price per sq. m



Below
market price



Market price



Above
market price

Paris 20th



DETAILED INFORMATION BY SURFACE AREA

0 - 30 sq. m

\$12,566/sq. m
high price

\$10,649/sq. m
average price

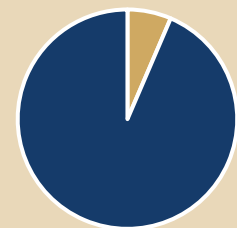
\$8,732/sq. m
low price

Average
selling time

91
days

Flats at
market price

94%



Flats off
market price

6%

30 - 50 sq. m

\$12,467/sq. m
high price

\$10,566/sq. m
average price

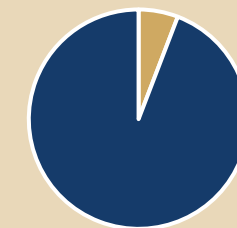
\$8,664/sq. m
low price

Average
selling time

82
days

Flats at
market price

94%



Flats off
market price

6%

50 - 70 sq. m

\$12,296/sq. m
high price

\$10,420/sq. m
average price

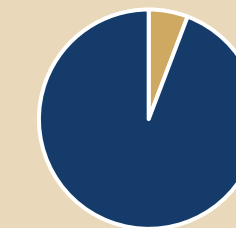
\$8,544/sq. m
low price

Average
selling time

107
days

Flats at
market price

94%



Flats off
market price

6%

70 - 100 sq. m

\$12,375/sq. m
high price

\$10,488/sq. m
average price

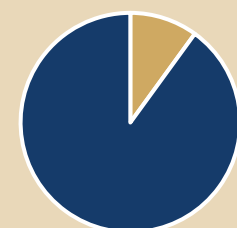
\$8,600/sq. m
low price

Average
selling time

108
days

Flats at
market price

90%



Flats off
market price

10%

100 - 120 sq. m

\$12,196/sq. m
high price

\$10,336/sq. m
average price

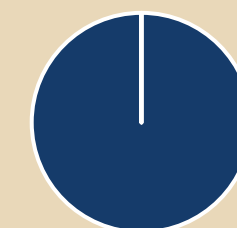
\$8,475/sq. m
low price

Average
selling time

108
days

Flats at
market price

100%



Flats off
market price

0%

> 120 sq. m

\$12,659/sq. m
high price

\$10,728/sq. m
average price

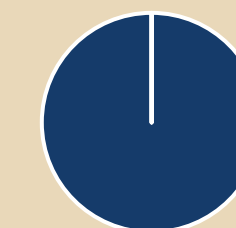
\$8,797/sq. m
low price

Average
selling time

104
days

Flats at
market price

100%



Flats off
market price

0%

Paris 20th



A SAMPLE OF SOLD FLATS FOR THE LAST 6 MONTHS

VLA FAUCHEUR	15 sq. m	Stu	\$172,152	\$11,477/sq. m
RUE DE BAGNOLET	17 sq. m	Stu	\$276,192	\$16,246/sq. m
RUE LESAGE	22 sq. m	Stu	\$262,367	\$11,926/sq. m
RUE DE BAGNOLET	26 sq. m	Stu	\$307,607	\$11,831/sq. m
BD DE CHARONNE	32 sq. m	Stu	\$342,637	\$10,707/sq. m
RUE DE MENILMONTANT	35 sq. m	2 r	\$339,909	\$9,712/sq. m
PL EMILE LANDRIN	39 sq. m	2 r	\$424,645	\$10,888/sq. m
RUE DE BUZENVAL	43 sq. m	2 r	\$503,283	\$11,705/sq. m
BD DE CHARONNE	48 sq. m	2 r	\$536,265	\$11,172/sq. m
RUE DU JOURDAIN	60 sq. m	3 r	\$628,860	\$10,481/sq. m
RUE PELLEPORT	64 sq. m	3 r	\$759,194	\$11,862/sq. m
RUE DES MARAICHERS	72 sq. m	3 r	\$692,914	\$9,624/sq. m
RUE DE BAGNOLET	80 sq. m	4 r	\$829,681	\$10,371/sq. m
RUE DES RONDONNEAUX	88 sq. m	4 r	\$963,204	\$10,945/sq. m
RUE PLANCHAT	100 sq. m	4 r	\$1,382,905	\$13,829/sq. m
RUE DES MARAICHERS	110 sq. m	5 r	\$1,262,025	\$11,473/sq. m

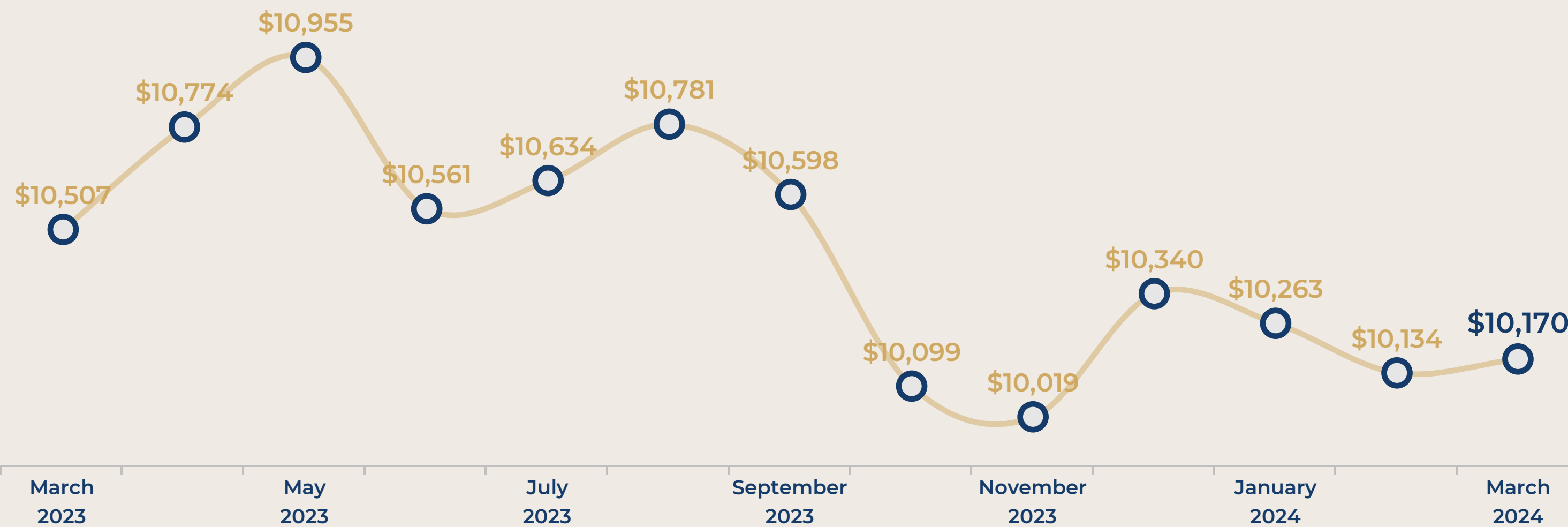
Boulogne-Billancourt



EVOLUTION OF THE SELLING PRICE / sq. m

1 YEAR

3 YEARS



1 mois

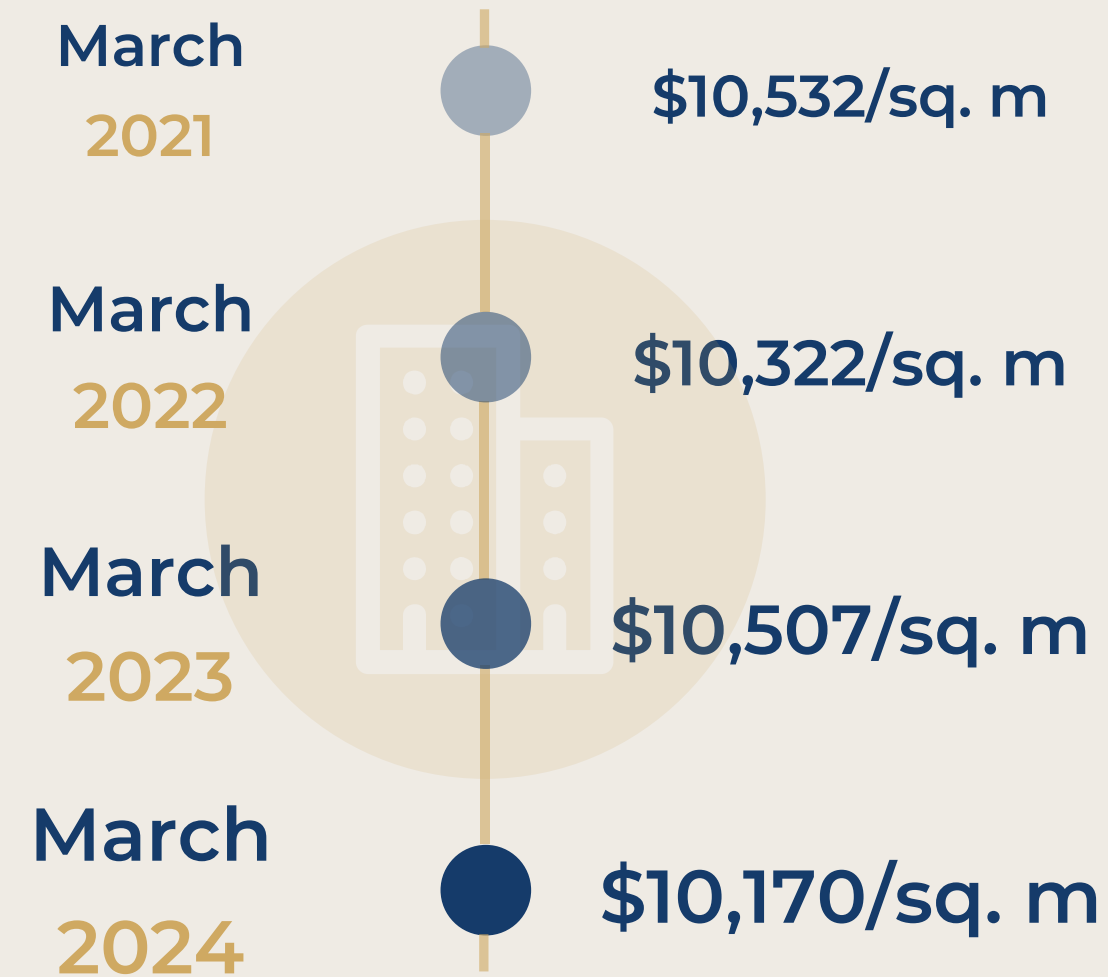
+ 0,4 %

3 mois

- 1,6 %

1 an

- 3,2 %



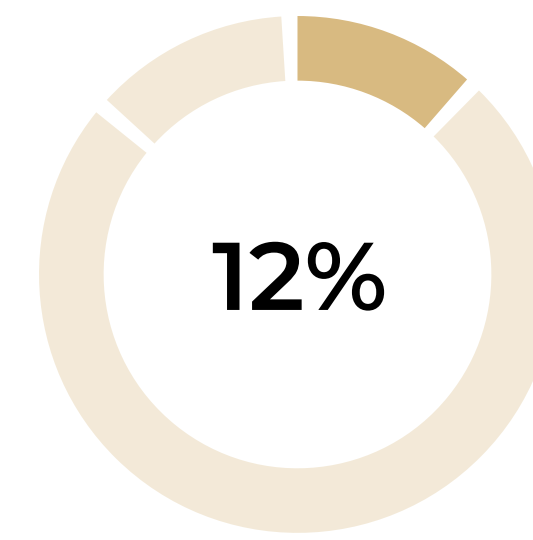
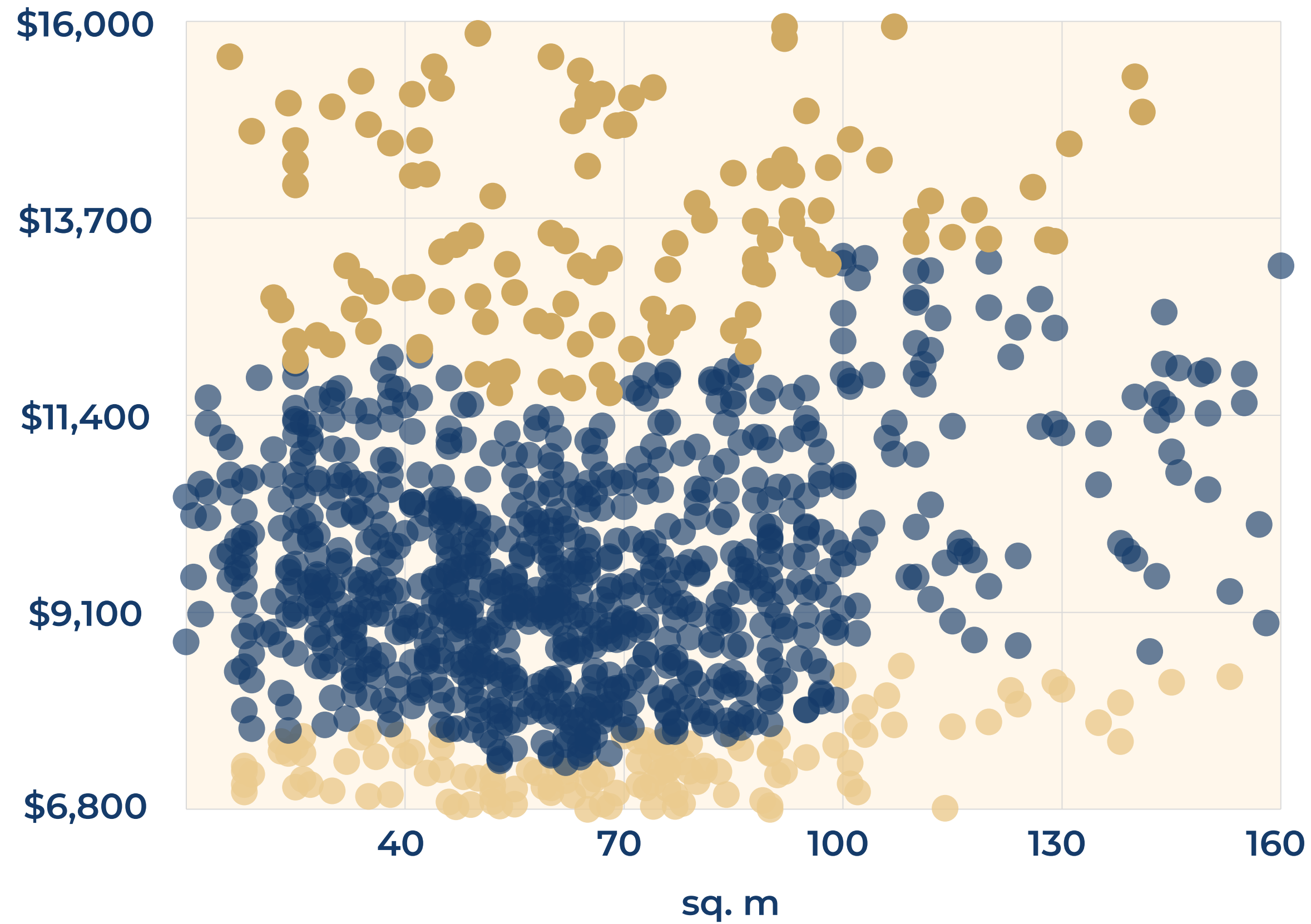
Boulogne-Billancourt



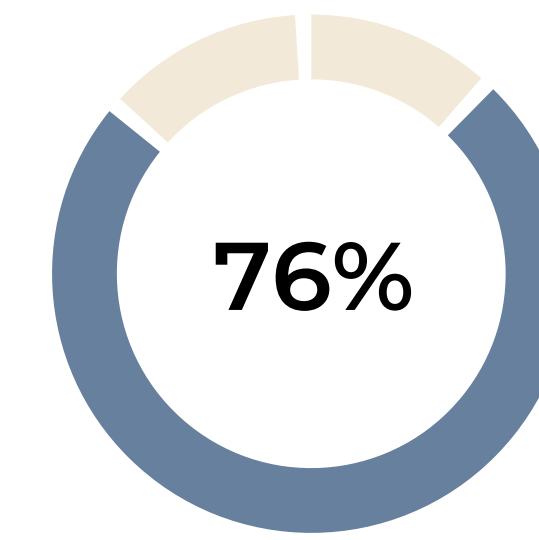
OVERVIEW

FLATS FOR SALE

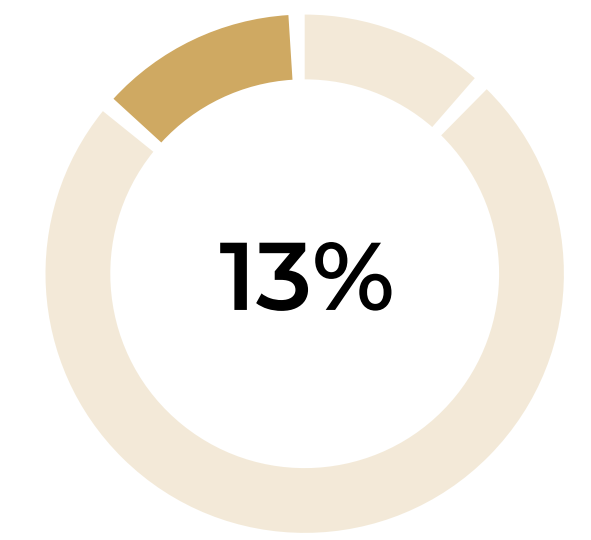
Price per sq. m



Below
market price



Market price



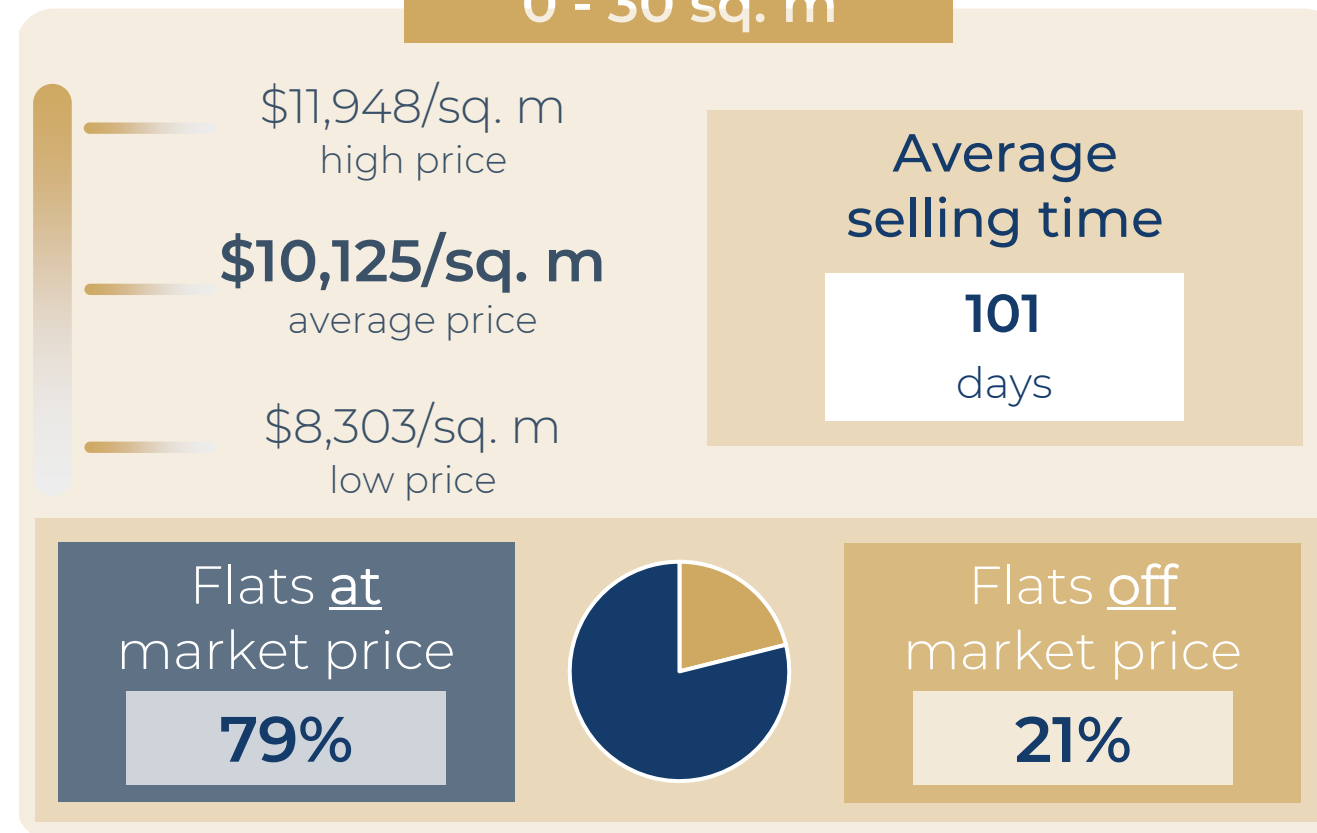
Above
market price

Boulogne-Billancourt

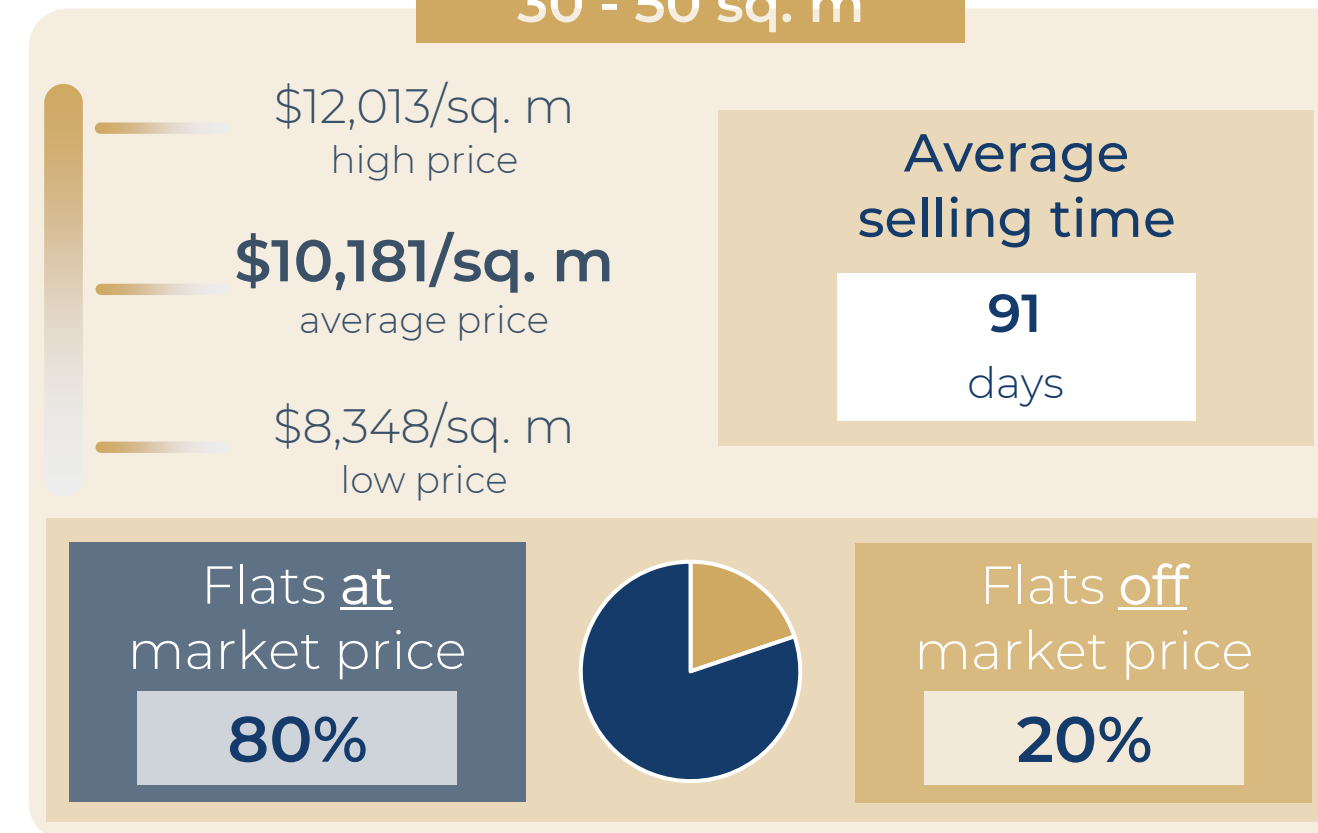


DETAILED INFORMATION BY SURFACE AREA

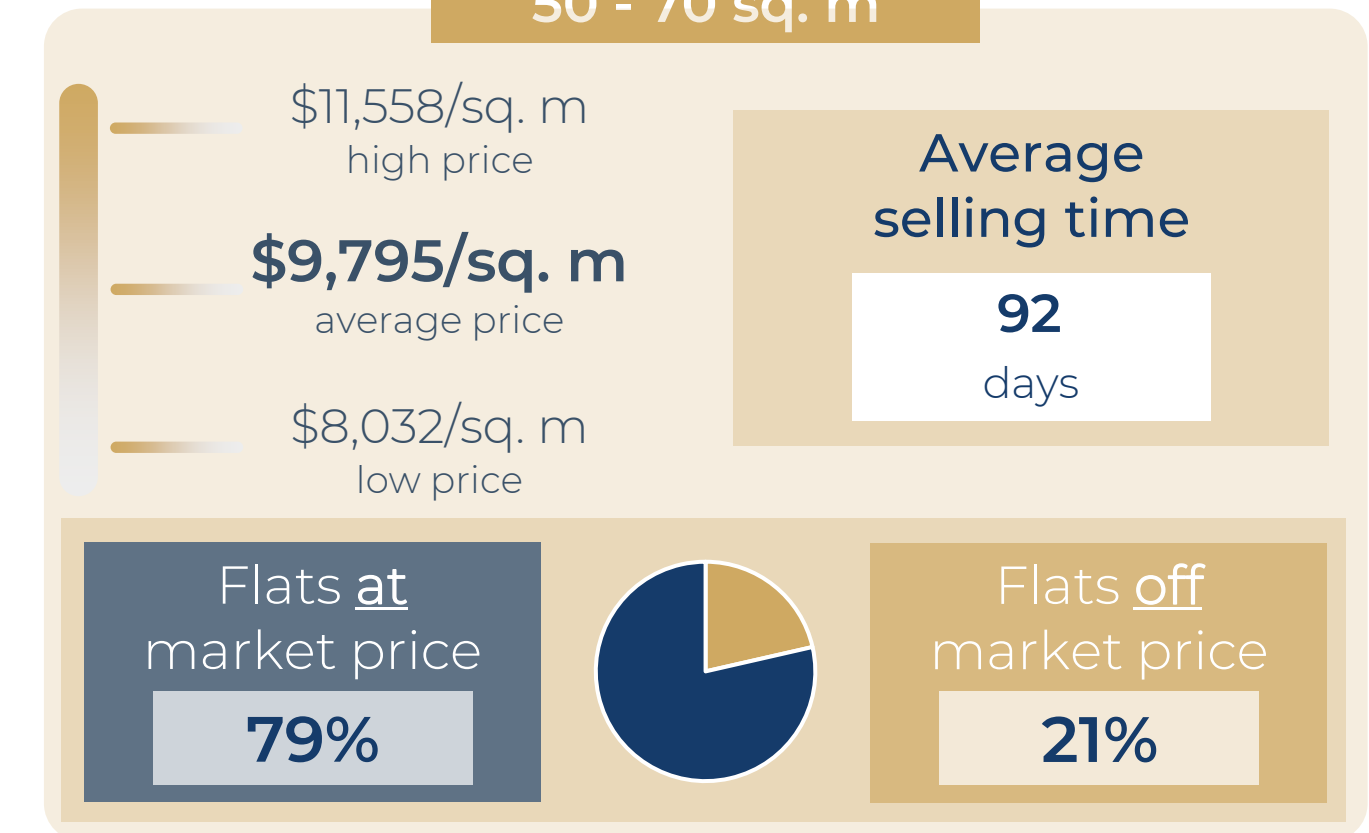
0 - 30 sq. m



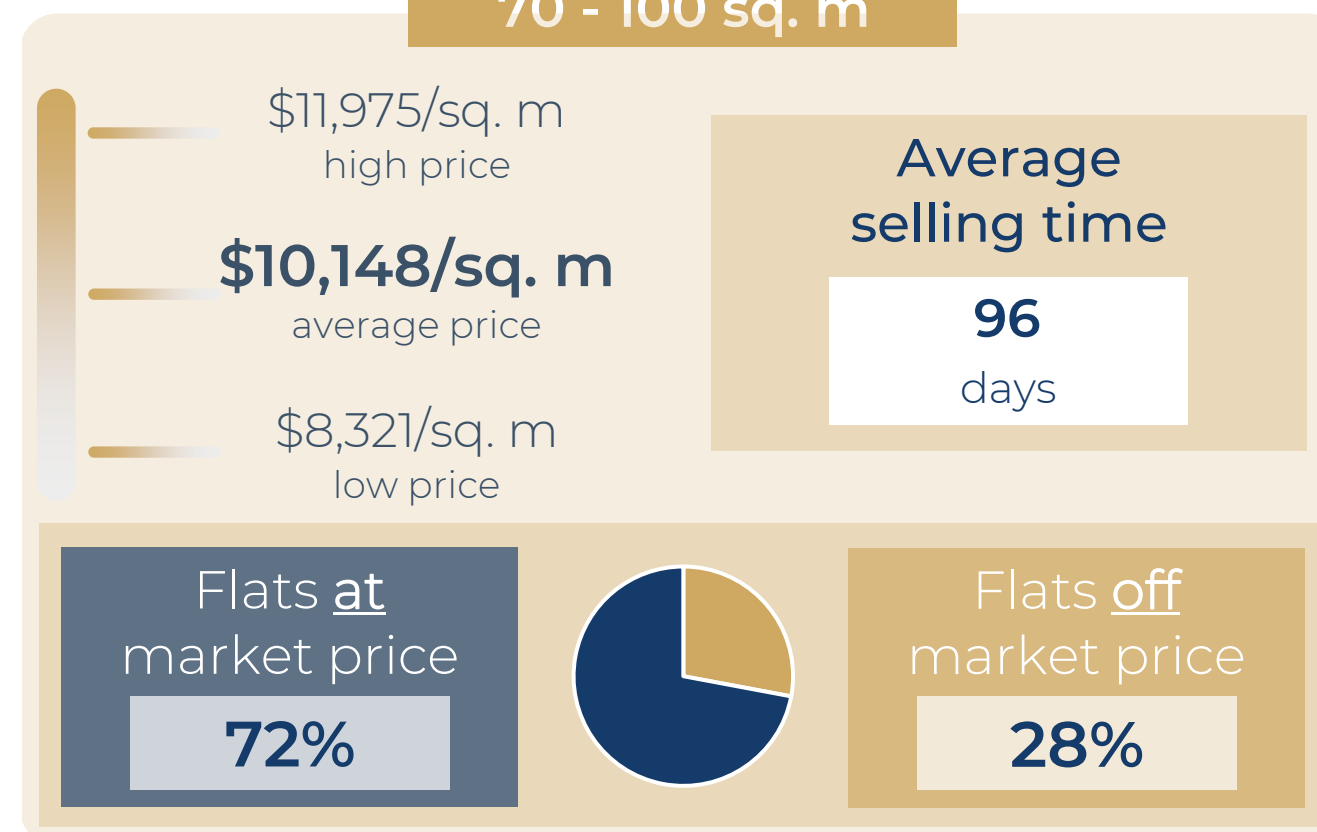
30 - 50 sq. m



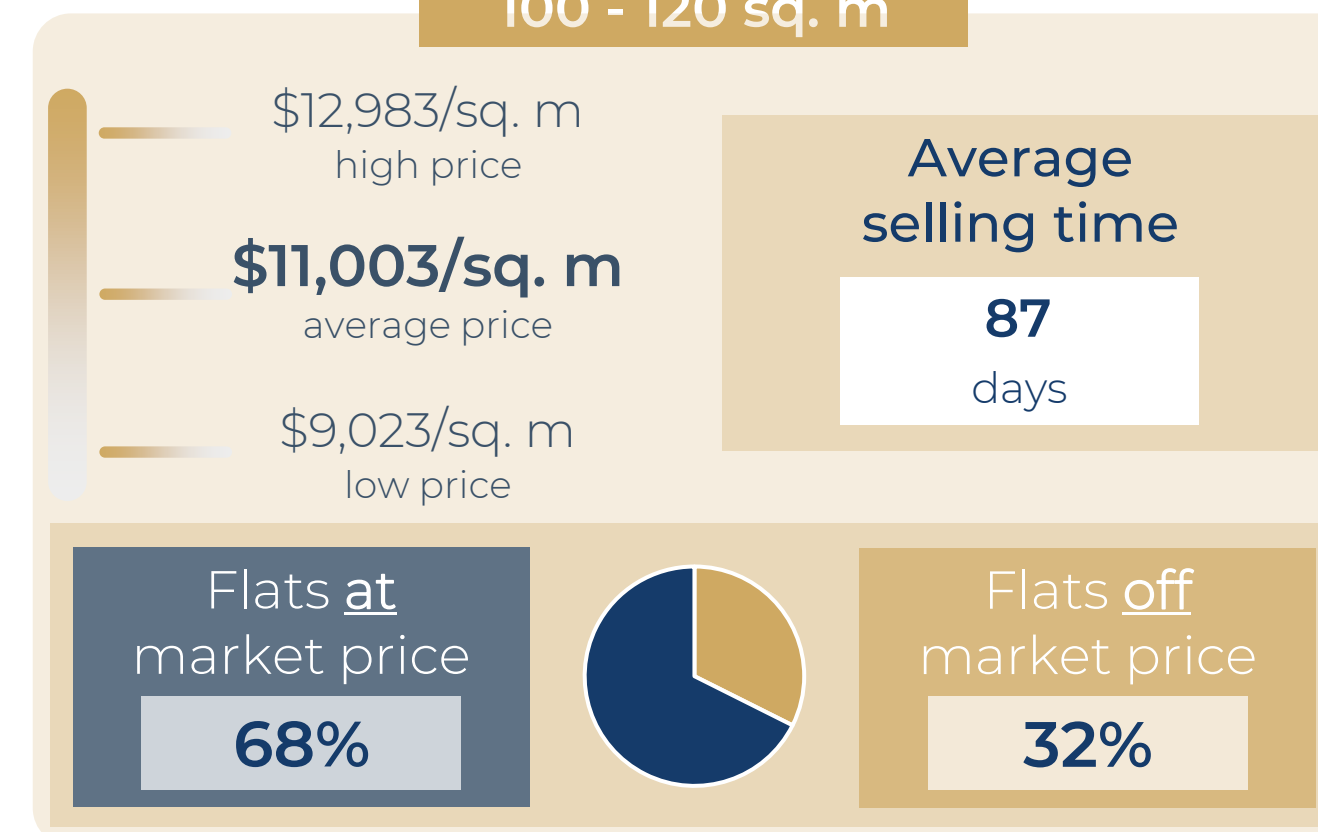
50 - 70 sq. m



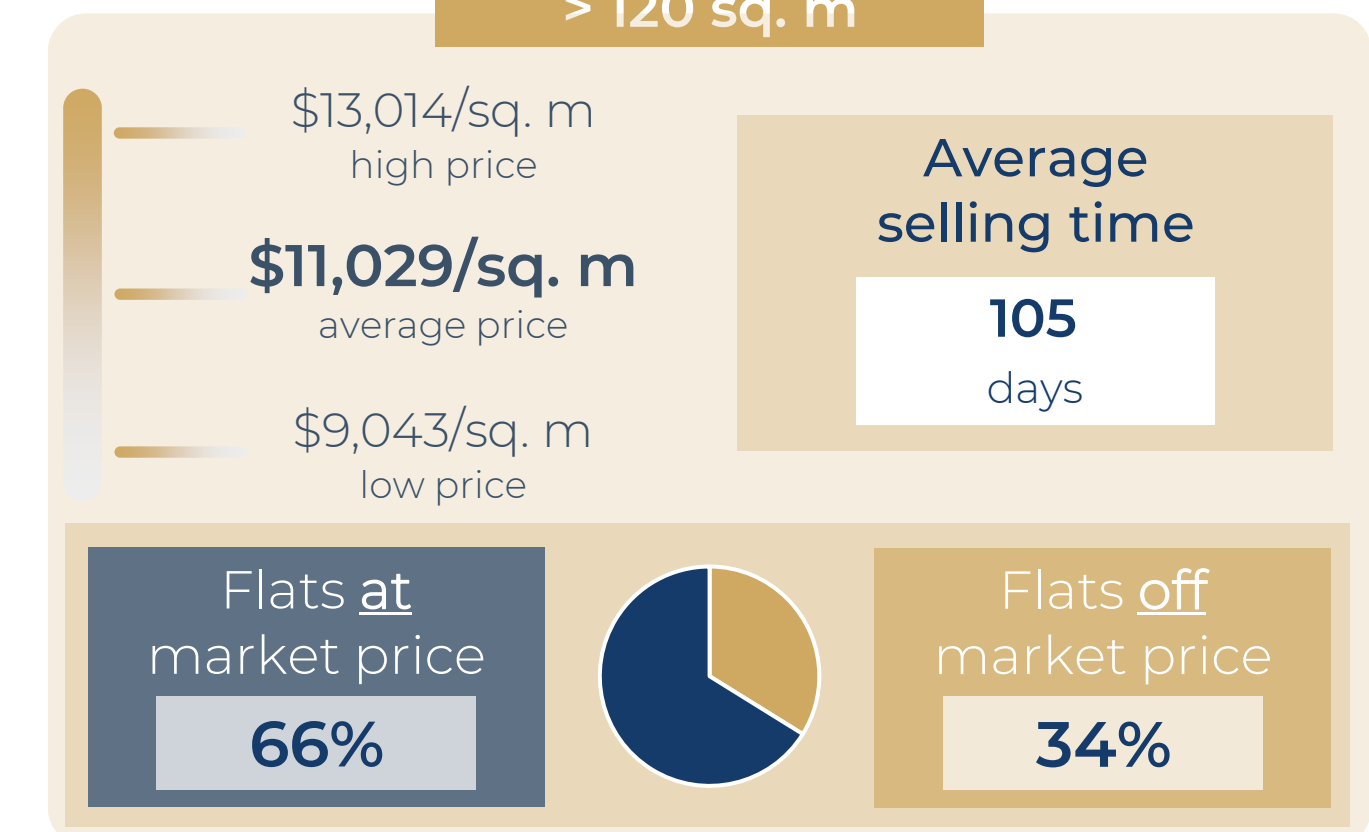
70 - 100 sq. m



100 - 120 sq. m



> 120 sq. m



Boulogne-Billancourt



A SAMPLE OF SOLD FLATS FOR THE LAST 6 MONTHS


RUE DE SILLY	15 sq. m	Stu	\$168,576	\$11,239/sq. m
RUE TRAVERSIERE	17 sq. m	Stu	\$188,658	\$11,097/sq. m
RUE SOLFERINO	20 sq. m	Stu	\$215,670	\$10,784/sq. m
RUE DU CHATEAU	26 sq. m	Stu	\$210,633	\$8,102/sq. m
RUE MARCEL BONTEMPS	30 sq. m	Stu	\$305,544	\$10,185/sq. m
RUE D'AGUESSEAU	35 sq. m	2 r	\$354,080	\$10,117/sq. m
AV EMILE ZOLA	41 sq. m	2 r	\$359,613	\$8,771/sq. m
RUE GAMBETTA	45 sq. m	2 r	\$485,270	\$10,784/sq. m
RUE DE LA BELLE FEUILLE	50 sq. m	2 r	\$518,810	\$10,376/sq. m
RUE MARCEL BONTEMPS	60 sq. m	3 r	\$612,253	\$10,204/sq. m
RUE DES PEUPLIERS	67 sq. m	3 r	\$642,447	\$9,589/sq. m
RUE DE VANVES	72 sq. m	3 r	\$660,016	\$9,167/sq. m
RUE D'AGUESSEAU	75 sq. m	4 r	\$716,359	\$9,551/sq. m
AV VICTOR HUGO	85 sq. m	4 r	\$872,543	\$10,265/sq. m
RUE DE L EST	94 sq. m	4 r	\$1,218,889	\$12,967/sq. m
RUE LAZARE HOCHÉ	103 sq. m	5 r	\$981,862	\$9,533/sq. m

BE THE **FIRST ONE** TO VISIT AND TO BUY **THE BEST PARISIAN FLATS**



HOME SELECT PARIS **offers buyers a customized search service**, praised by our clients. Our 15 flats hunters are **experts** of the Parisian Real Estate market : they are former notaries, architects, owners of real estate agencies,... They have a large field network, benefit from an access to confidential sales, deliver a premium service.

We hope you will be the next one to witness it and wish you all the success in your real estate hunt.



DEFINE

SEARCH

SELECT

DECIDE

SIGN

MOVE IN

CONTACT US



LES CHASSEURS IMMOBILIERS MADE IN PARIS

9, rue du quatre septembre
75002 PARIS



+33 1 78 76 78 10



contact@homeselect.paris



CONTACT FORM